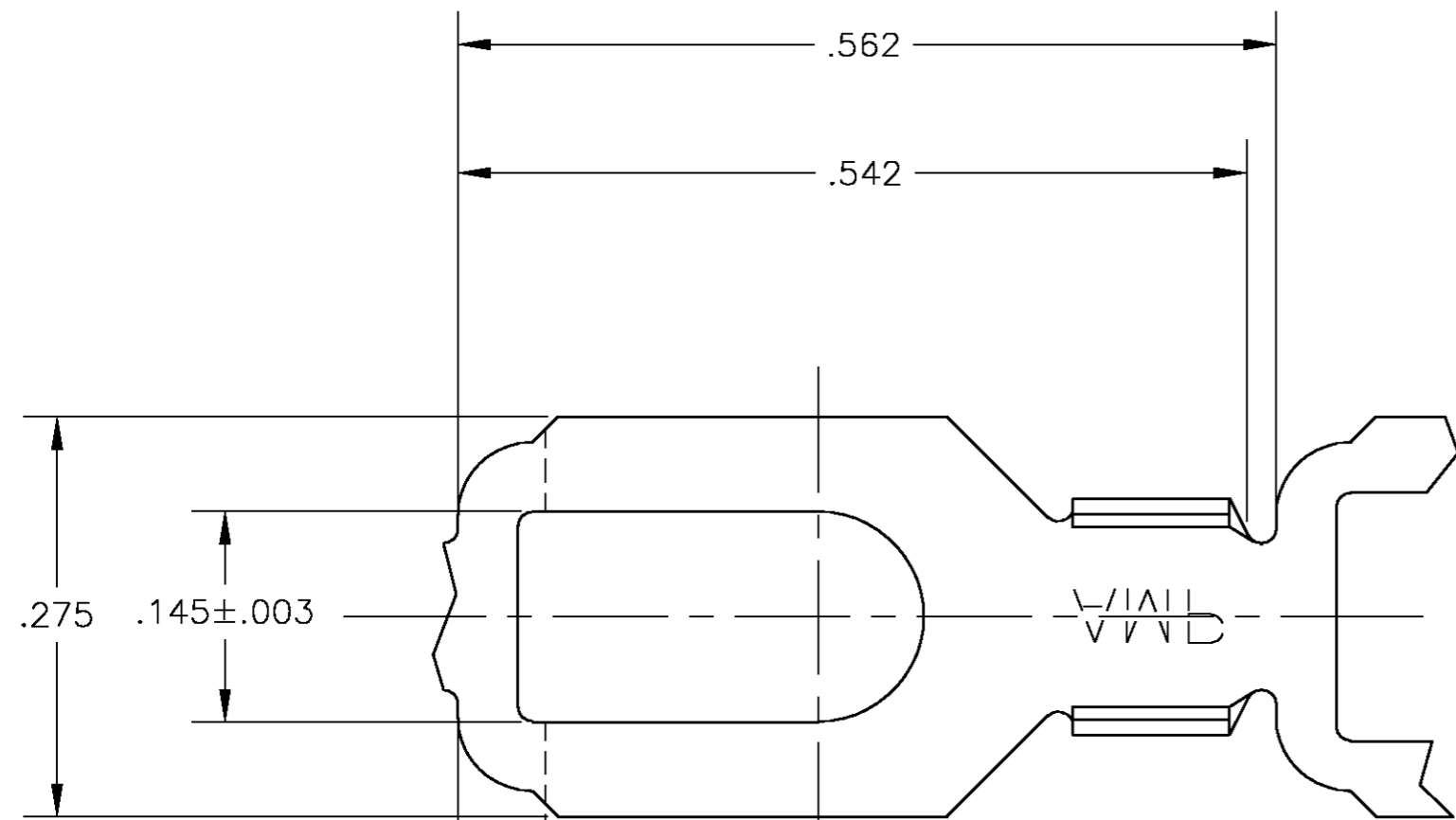


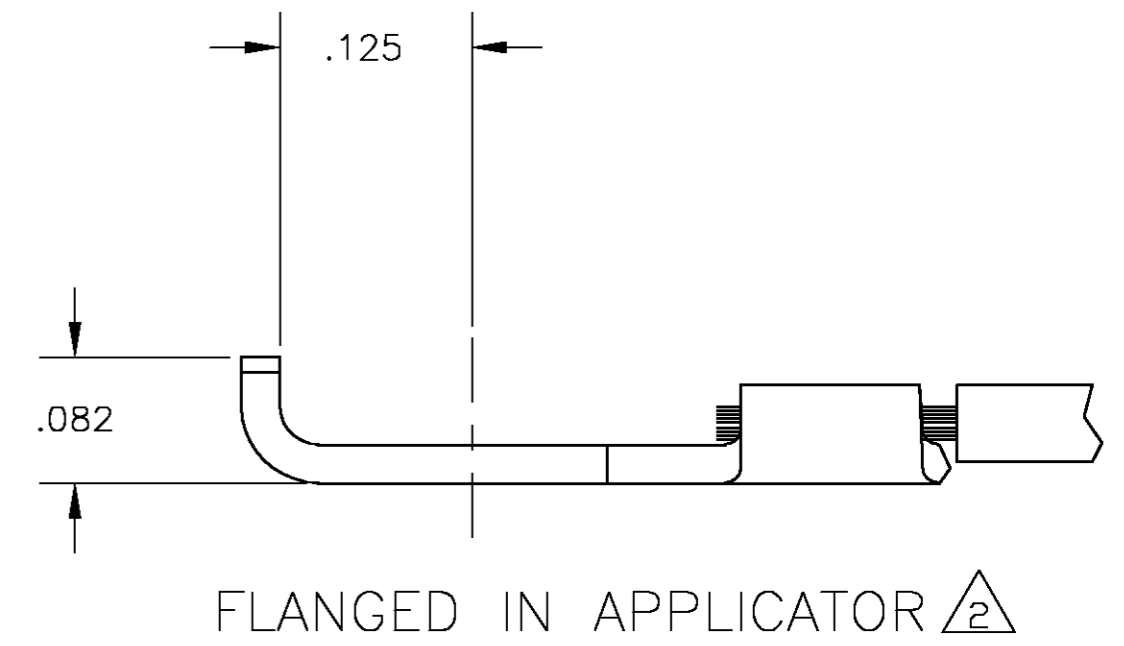
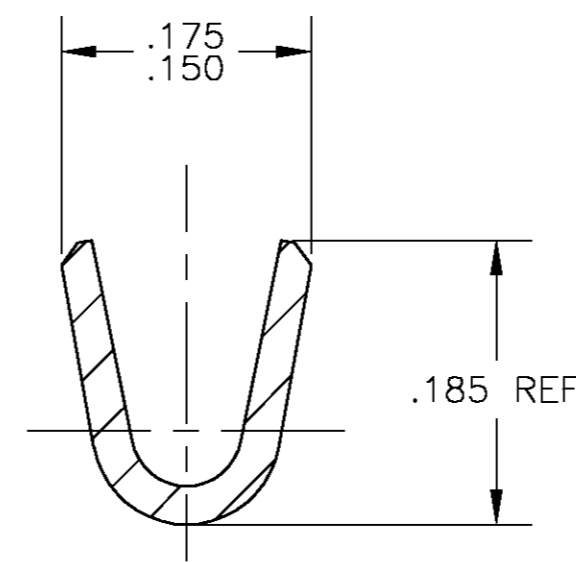
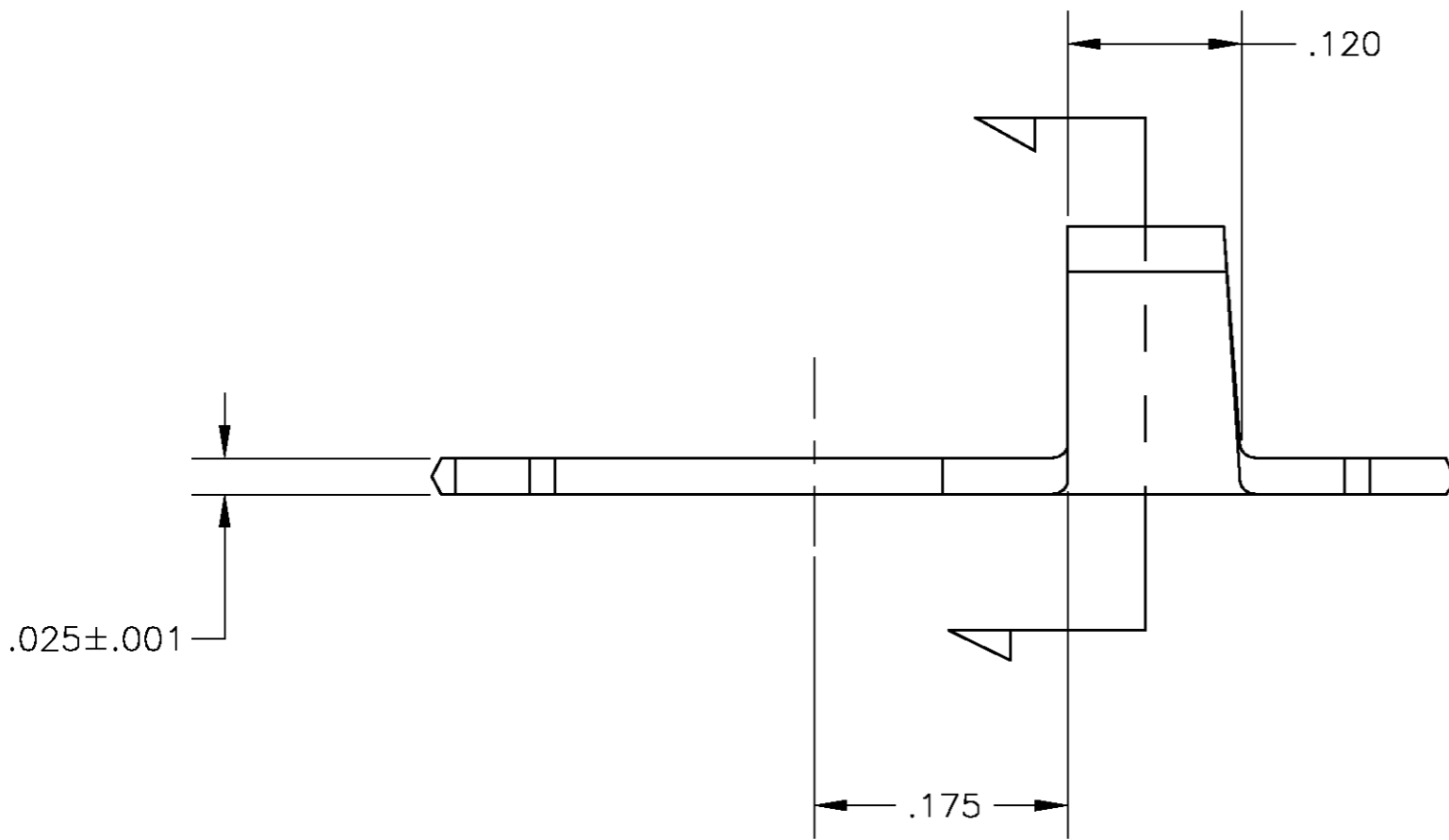
THIS DRAWING IS UNPUBLISHED. RELEASED FOR PUBLICATION
 © COPYRIGHT BY TYCO ELECTRONICS CORPORATION. ALL RIGHTS RESERVED.

LOC		DIST		REVISIONS			
P	LTR	DESCRIPTION		DATE	DWN	APVD	
AF	50	H		REV & REDRWAN PER 0G3A-0200-02	02APR03	MF DD	

- 1 FOR NEW APPLICATIONS SEE PREFERRED MODERNIZED DESIGN 42320 GROUP AND 42321 GROUP.
- 2 SUFFIX LETTER MUST BE USED ONLY WHEN ORDERING APPLICATOR TOOLING.
- 3 CONTINUOUS STRIP ON REELS.



.060
APPLICATOR
CUT-OFF



-	-	-
40577 A	18-14 AWG	40577
2 FLANGED PART NUMBER	WIRE RANGE	PART NUMBER

THIS DRAWING IS A CONTROLLED DOCUMENT.		DWN 02APR2003 MICHAEL S. FEHER	Tyco Electronics Corporation Harrisburg, PA 17105-3608	
DIMENSIONS: INCHES		CHK 02APR2003 DONALD F. DECKER	NAME #6 STUD, TERMINAL, SPADE	
TOLERANCES UNLESS OTHERWISE SPECIFIED:		APVD 02APR2003 DONALD F. DECKER	SIZE A2	CAGE CODE 00779
0 PLC ± -	1 PLC ± -	PRODUCT SPEC -	DRAWING NO C=40577	RESTRICTED TO -
2 PLC ± -	3 PLC ± .010	APPLICATION SPEC -	SCALE 8:1	SHEET 1 OF 1
4 PLC ± -	ANGLES ± 1°	WEIGHT -	REV H	
MATERIAL 082 BRASS	FINISH -	CUSTOMER DRAWING		