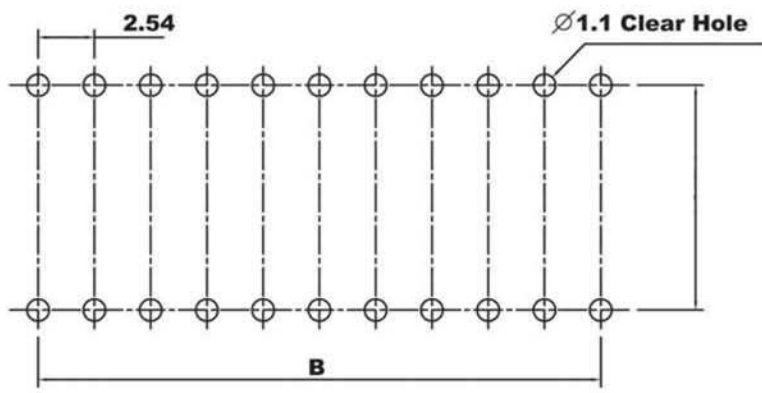
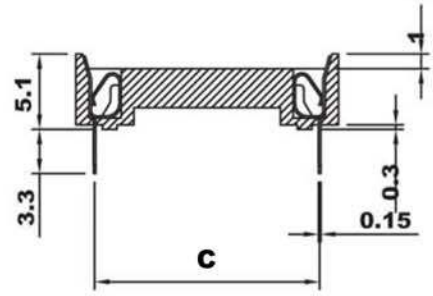
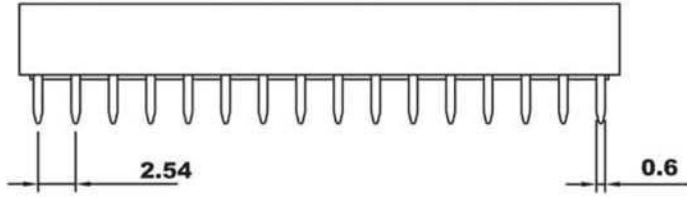
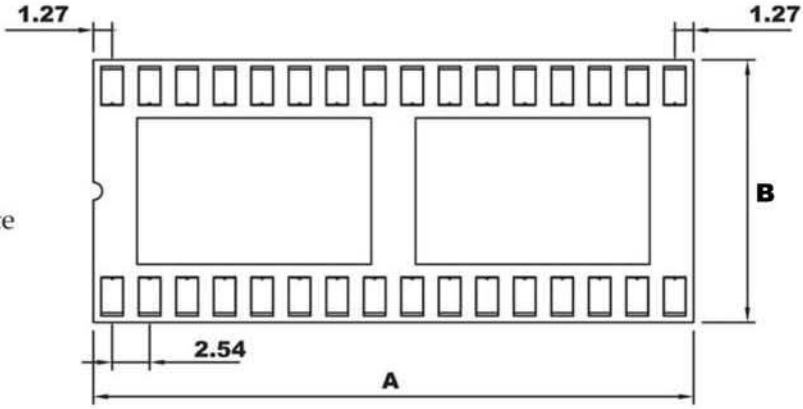


# IC Socket 2.54mm(0.100")

## Specifications

Contact Resistance: 30 mohms max. at DC 100mA  
 Insulator Resistance: 1000 megohms min. at DC 500V  
 Current Rating: 1 Amp  
 Dielectric Withstanding Voltage: AC 500V for 1 minute  
 Operating Temperature: -55°~+105°C  
 Contact: Gold  
 Housing: PBT & 30% Glass Fiber (UL 94V-0)

| No. of Contacts | Qty per Tube | Dimensions |       |       |
|-----------------|--------------|------------|-------|-------|
|                 |              | A          | B     | C     |
| 06              | 80           | 7.62       | 10.0  | 7.62  |
| 08              | 60           | 10.06      | 9.96  | 7.62  |
| 14              | 34           | 17.68      | 9.96  | 7.62  |
| 16              | 30           | 20.22      | 9.96  | 7.62  |
| 18              | 26           | 22.76      | 9.96  | 7.62  |
| 20              | 24           | 22.86      | 9.96  | 7.62  |
| 22              | 21           | 27.80      | 9.96  | 7.62  |
| 22*             | 21           | 27.70      | 12.62 | 10.16 |
| 24              | 20           | 30.38      | 17.68 | 15.24 |
| 24**            | 20           | 30.38      | 17.68 | 7.62  |
| 28              | 17           | 35.46      | 17.68 | 15.24 |
| 28**            | 17           | 35.46      | 17.68 | 7.62  |
| 32              | 15           | 40.50      | 17.68 | 15.24 |
| 40              | 12           | 50.70      | 17.68 | 15.24 |
| 48              | 10           | 61.05      | 17.84 | 15.24 |



**Recommended P.C.B. Layout**

|                                  |  |
|----------------------------------|--|
| Description                      |  |
| Name: AXX-LCG-x-R                |  |
| Low Cost IC Socket, Gold Version |  |
| 2.54mm, Straight Leg             |  |
|                                  | Version 'x'                                |
|                                  | T - Standard                               |
|                                  | T2* - pitch 10.16MM                        |
|                                  | 7-T** -pitch 7.62MM ('skinny dip' version) |

THIS DRAWING IS UNPUBLISHED

© Copyright 2005 by Assmann Electronic Components All International Rights Reserved

This drawing is a controlled document for Assmann Electronics, Inc. It is subject to change and the controlling engineering organization should be contacted for the latest revision.