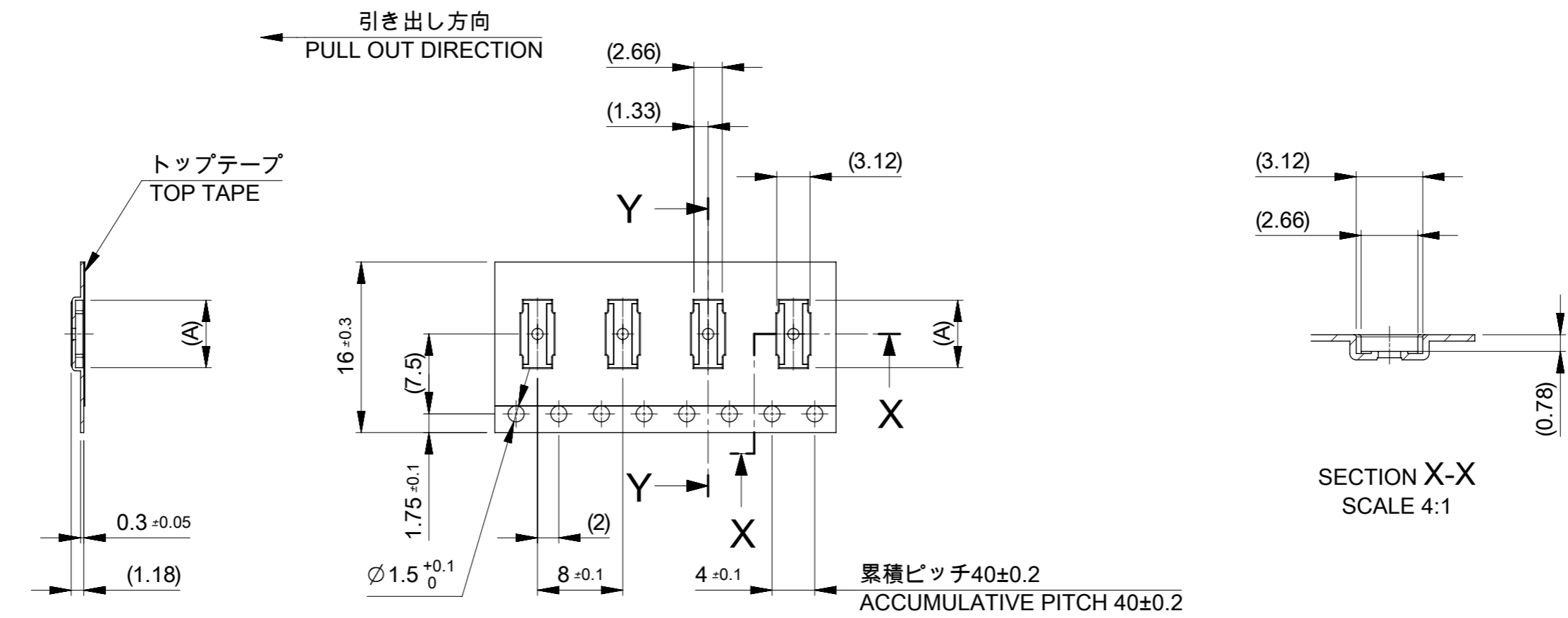


注記 NOTES

- 製品詳細寸法については製品単体図面を参照下さい。
DETAIL DIMENSIONS, SEE PRODUCT DRAWING.
- 梱包数量 : 9000個/リール
NUMBER OF CONNECTORS : 9000PCS/REEL
- リードテープ長さ
LEAD TAPE LENGTH
- カバーテープの剥離強度については、IEC60286-3に準拠
COVER TAPE PEEL FORCE IS DEFINED BY IEC60286-3.
- 材料 MATERIAL
 キャリアテープ (CARRIER TAPE) : ポリスチレン (POLYSTYRENE)
 トップテープ (TOP TAPE) : PET,OTHER
 リール (REEL) : ポリスチレン (PS) <リサイクル材を含む >
 POLYSTYRENE (PS) < RECYCLE MATERIAL CONTAINED >
- 1リール/9000個内において、欠品はなきこと
THERE SHALL BE NO MISSING PRODUCT.
- ELV及びRoHS適合品
ELV AND RoHS COMPLIANT.

MODEL No. 503304-**42

THIS DRAWING CONTAINS INFORMATION THAT IS PROPRIETARY TO MOLEX ELECTRONIC TECHNOLOGIES, LLC AND SHOULD NOT BE USED WITHOUT WRITTEN PERMISSION										
RELEASED	EC NO: 113200	DRWN: GABE	CHK'D: KTAKAHASHI	APPR: MSASAO	2016/11/24	2017/02/21	2017/02/21	GENERAL TOLERANCES (UNLESS SPECIFIED)		
	ANGULAR TOL $\pm 3.0^\circ$				4 PLACES ± 0.03		3 PLACES ± 0.03		2 PLACES ± 0.05	
	1 PLACE ± 0.1				0 PLACES ± 0.2		DRAFT WHERE APPLICABLE MUST REMAIN WITHIN DIMENSIONS		DRAFT WHERE APPLICABLE MUST REMAIN WITHIN DIMENSIONS	
	DIMENSION UNITS		SCALE		DRWN BY		DATE		GABE 2016/11/24	
	MM		1:1		CHK'D BY		DATE		KTAKAHASHI 2017/02/21	
APPR BY		DATE		MSASAO 2017/02/21		DRAWING SIZE		THIRD ANGLE PROJECTION		
A3				PRODUCT CUSTOMER DRAWING		SERIES		MATERIAL NUMBER		
503304		SEE CHART		GENERAL		DOCUMENT NUMBER		DOC TYPE		
5033040001		PSD		000		SHEET NUMBER		1 OF 3		



SECTION Y-Y

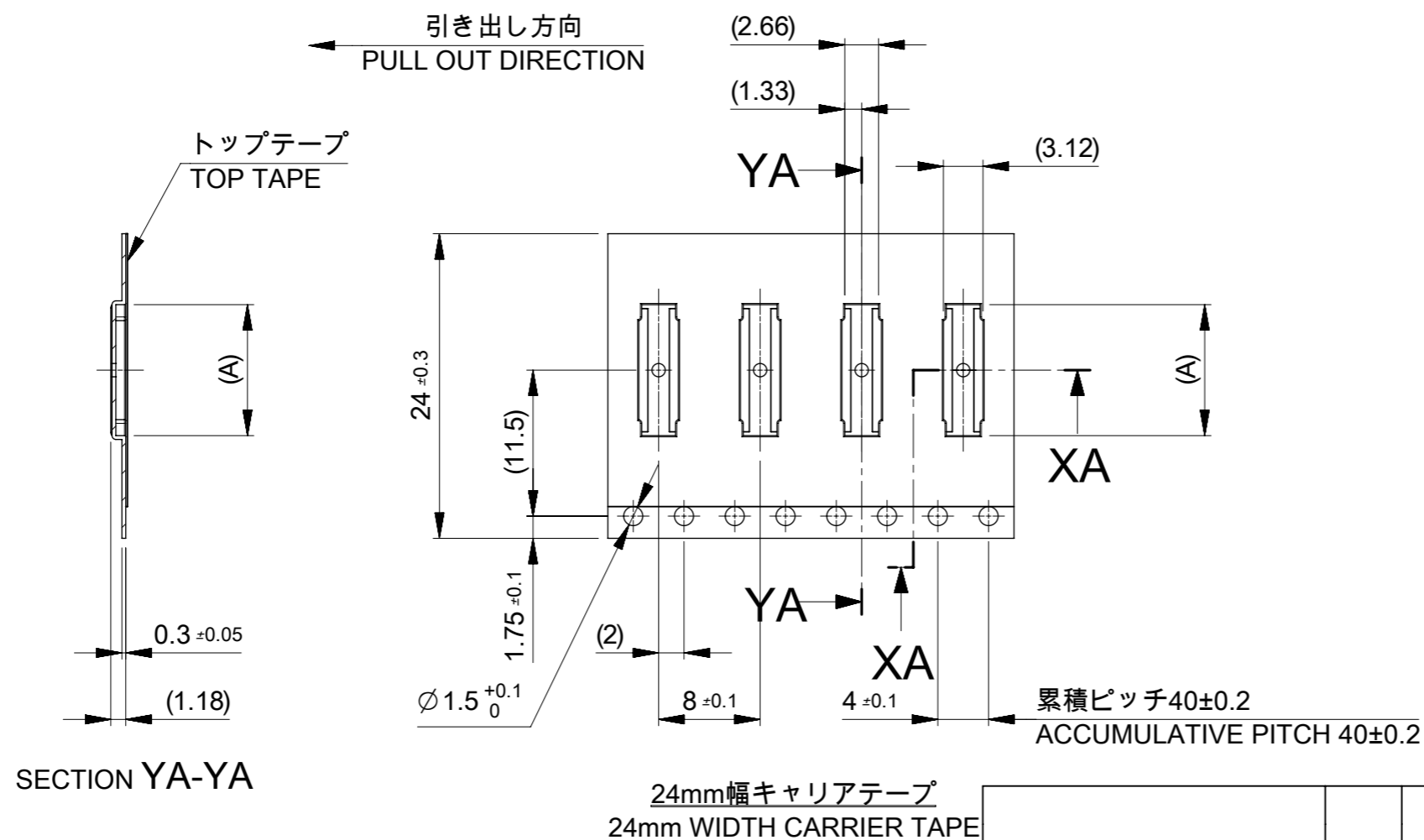
16mm幅キャリアテープ
16mm WIDTH CARRIER TAPE

累積ピッチ40±0.2
ACCUMULATIVE PITCH 40±0.2

16	21.4	17.4	7.52	503304-2642	○	26
			7.12	503304-2442	○	24
			6.32	503304-2042	○	20
			5.92	503304-1842	○	18
			5.52	503304-1642	○	16
			4.72	503304-1242	○	12
キャリアテープ幅 CARRIER TAPE WIDTH	C	B	(A)	EMBOSSED PACKAGE	HIGH VOL. TOOL	極数 CKT.
				オーダー番号 ORDER No.	SAMPLE PREPARATION	
				MODEL No. 503304-**42		

THIS DRAWING CONTAINS INFORMATION THAT IS PROPRIETARY TO MOLEX ELECTRONIC TECHNOLOGIES, LLC AND SHOULD NOT BE USED WITHOUT WRITTEN PERMISSION

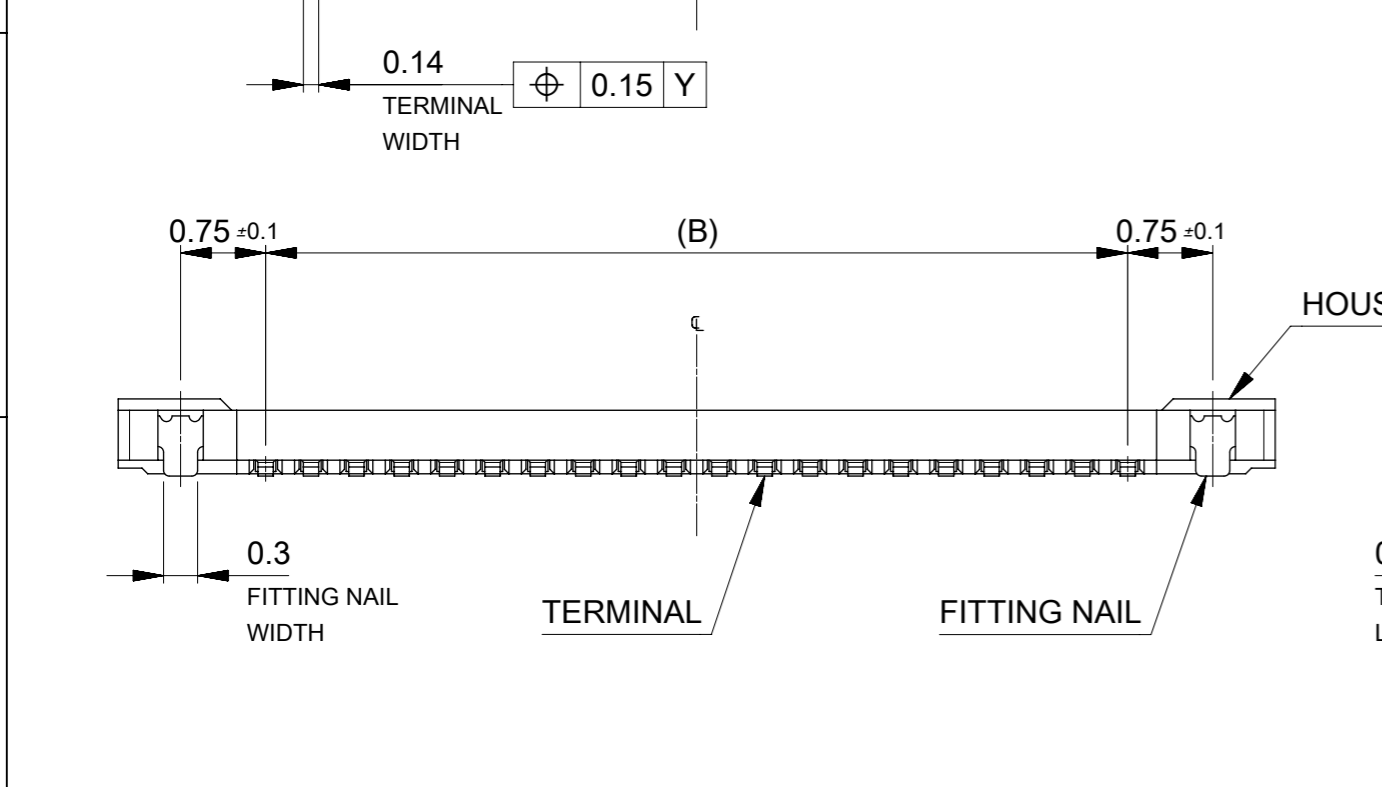
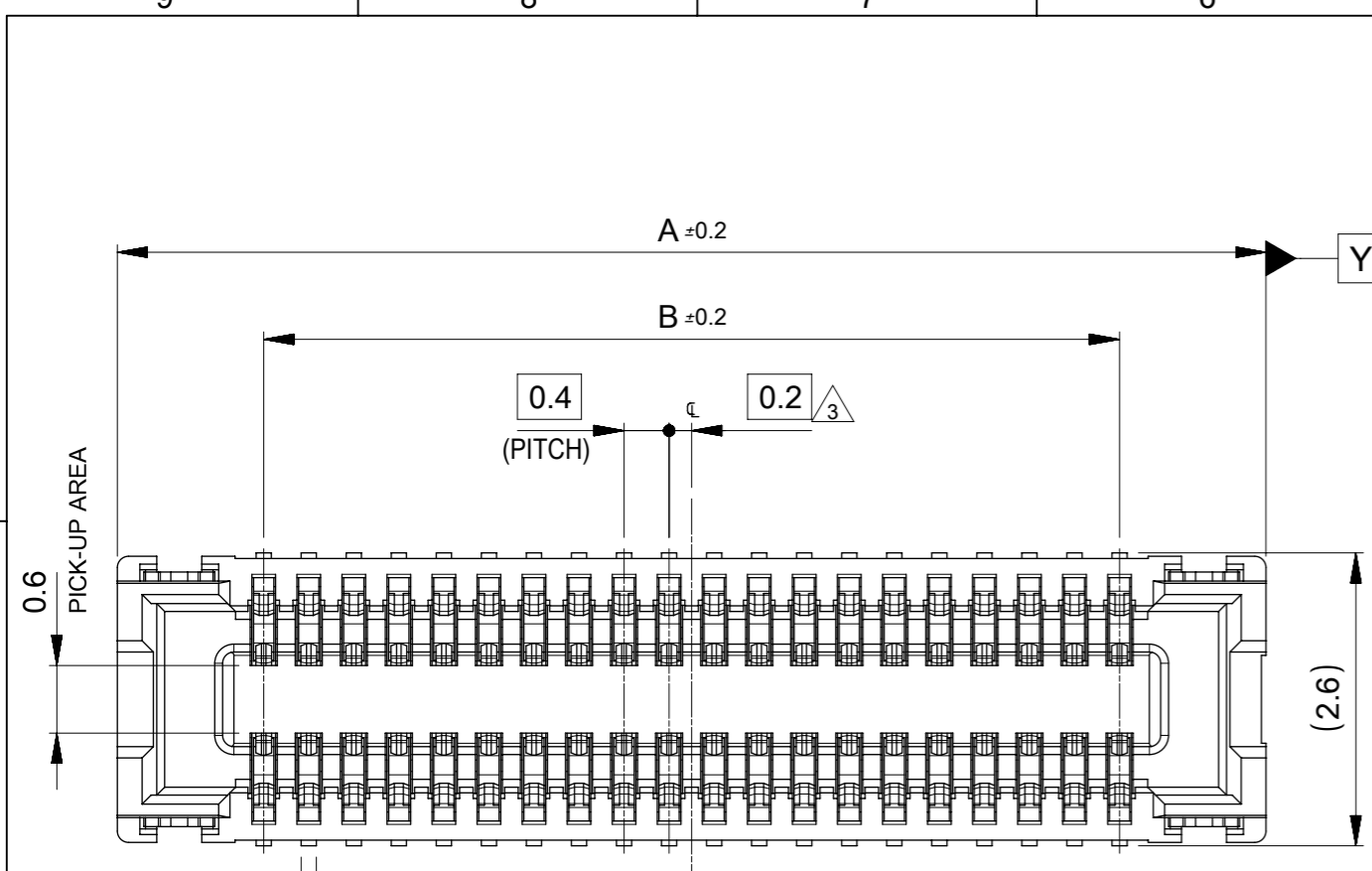
EC NO: 113200 DRWN: GABE CHK'D: KTAKAHASHI APPR: MSASAO REV: A	2016/11/24 2017/02/21 2017/02/21	GENERAL TOLERANCES (UNLESS SPECIFIED) ANGULAR TOL ± 3.0 ° 4 PLACES ± 0.03 3 PLACES ± 0.03 2 PLACES ± 0.05 1 PLACE ± 0.1 0 PLACES ± 0.2	DIMENSION UNITS: MM SCALE: 2:1		
	DRWN BY: GABE DATE: 2016/11/24	CHK'D BY: KTAKAHASHI DATE: 2017/02/21	DRWN BY: MSASAO DATE: 2017/02/21		0.4 BB CONN. H=0.7 REC. ASSY EMBSTP PKG
	DRAFT WHERE APPLICABLE MUST REMAIN WITHIN DIMENSIONS				
	PRODUCT CUSTOMER DRAWING				
	SERIES: 503304	MATERIAL NUMBER: SEE CHART	CUSTOMER: GENERAL		
DOCUMENT NUMBER: 5033040001		DOC TYPE: PSD	DOC PART: 000	SHEET NUMBER: 2 OF 3	



24	29.4	25.4	14.32	503304-6042	○	60
			12.32	503304-5042	○	50
			11.12	503304-4442	○	44
			10.72	503304-4242	○	42
			10.32	503304-4042	○	40
			8.32	503304-3042	○	30
キャリアテープ幅 CARRIER TAPE WIDTH	C	B	(A)	EMBOSSED PACKAGE	HIGH VOL. TOOL	極数 CKT.
				オーダー番号 ORDER No.	SAMPLE PREPARATION	
				MODEL No. 503304-**42		

THIS DRAWING CONTAINS INFORMATION THAT IS PROPRIETARY TO MOLEX ELECTRONIC TECHNOLOGIES, LLC AND SHOULD NOT BE USED WITHOUT WRITTEN PERMISSION

EC NO: 113200 DRWN: GABE CHK'D: KTAKAHASHI APPR: MSASAO REV: A	2016/11/24 2017/02/21 2017/02/21	GENERAL TOLERANCES (UNLESS SPECIFIED) ANGULAR TOL ± 3.0 ° 4 PLACES ± 0.03 3 PLACES ± 0.03 2 PLACES ± 0.05 1 PLACE ± 0.1 0 PLACES ± 0.2	DIMENSION UNITS: MM SCALE: 2:1			
	DRWN BY: GABE DATE: 2016/11/24	CHK'D BY: KTAKAHASHI DATE: 2017/02/21	0.4 BB CONN. H=0.7 REC. ASSY EMBSTP PKG			
	APPR BY: MSASAO DATE: 2017/02/21	DRAFT WHERE APPLICABLE MUST REMAIN WITHIN DIMENSIONS				DRAWING SIZE: A3 THIRD ANGLE PROJECTION
	SERIES: 503304	MATERIAL NUMBER: SEE CHART	CUSTOMER: GENERAL	DOCUMENT NUMBER: 5033040001 DOC TYPE: PSD DOC PART: 000 SHEET NUMBER: 3 OF 3		
	RELEASE STATUS: P1 RELEASE DATE: 21.02.2017 05:22:40					



注記 NOTES

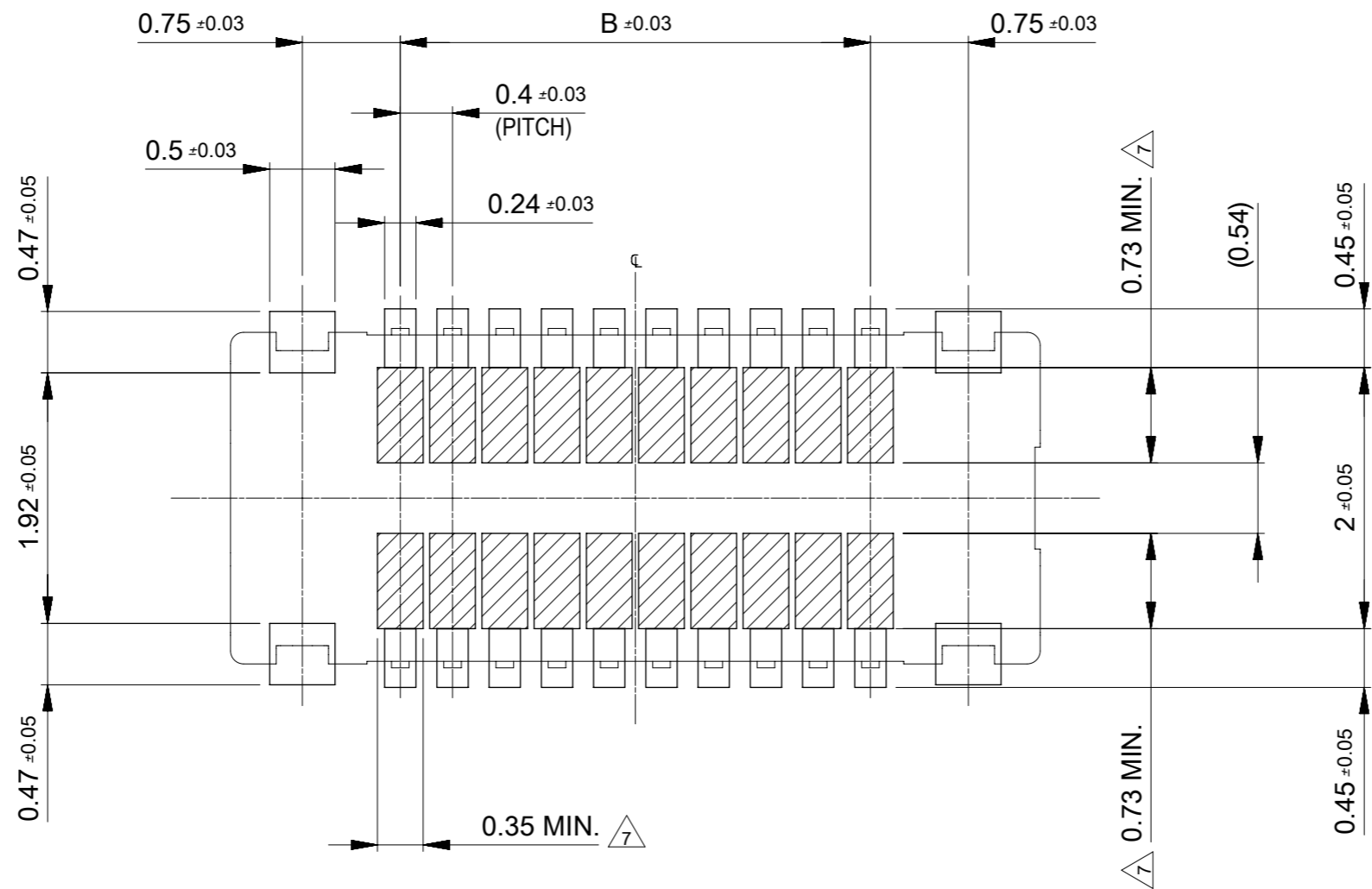
1. 使用材料 MATERIAL
 ハウジング : 液晶ポリマー(LCP) UL94V-0(黒)
 HOUSING : LIQUID CRYSTAL POLYMER, UL94V-0 (COLOR : BLACK)
 ターミナル : 銅合金
 TERMINAL : COPPER ALLOY
 金具 : 銅合金
 FITTING NAIL : COPPER ALLOY
2. めっき仕様 PLATING
 ターミナル TERMINAL
 コンタクト部 : 金めっき 0.1マイクロメートル以上
 CONTACT AREA : GOLD 0.1 MICROMETER MINIMUM.
 テール部 : 金めっき
 SOLDER TAIL AREA : GOLD
 下地めっき : ニッケルめっき 1.0マイクロメートル以上
 UNDER PLATING : NICKEL 1.0 MICROMETER MINIMUM.
 ※コンタクト部とテール部は、ニッケルめっきによって分断されている金めっきです。
 DIVIDE INTO PARTS THE GOLD PLATING OF THE CONTACT AND THE TAIL PART BY THE NICKEL PLATING.
- 金具 FITTING NAIL
 錫めっき : 1.0マイクロメートル以上
 TIN PLATING : 1.0 MICROMETER MINIMUM.
 下地めっき : ニッケルめっき 1.0マイクロメートル以上
 UNDER PLATING : NICKEL 1.0 MICROMETER MINIMUM.

- △₃ (全極数/2)=偶数の場合に適用。
 APPLY FOR (CIRCUIT/2)=EVEN.
4. 嵌合相手 : 503308シリーズ
 MATE WITH : 503308 SERIES.
5. テール平坦度は、0.08以下。
 テール及び金具の平坦度は、0.1以下。
 TAIL COPLANARITY TO BE 0.08 MAXIMUM.
 TAIL AND FITTING NAIL COPLANARITY TO BE 0.1 MAXIMUM.
6. ELV AND RoHS COMPLIANT.
- △₇ パターン及び半田禁止エリア
 (当該箇所においては、これと接する回路以外の配線を禁止する。
 また、接する回路を配線する場合はレジストを施し、この部分に半田は無きこととする。)
 PROHIBITED AREA OF PATTERN WIRING AND SOLDER.
 (FOR EACH AREA, THE WIRING THAT TOUCHES ON THE SOLDER CAN BE ATTACHED. THEN COVERD WITH A FILM TO KEEP SOLDER OUT.)

11.6	14.2	503304-6042	○	60
9.6	12.2	503304-5042	○	50
8.4	11.0	503304-4442	○	44
8.0	10.6	503304-4242	○	42
7.6	10.2	503304-4042	○	40
5.6	8.2	503304-3042	○	30
4.8	7.4	503304-2642	○	26
4.4	7.0	503304-2442	○	24
3.6	6.2	503304-2042	○	20
3.2	5.8	503304-1842	○	18
2.8	5.4	503304-1642	○	16
2.0	4.6	503304-1242	○	12
B	A	EMBOSSED PACKAGE	HIGH VOL. TOOL	極数 CIRCUITS
		オーダー番号 ORDER No.	SAMPLE PREPARATION	
		CONNECTOR SERIES No. : 503304-**49		

THIS DRAWING CONTAINS INFORMATION THAT IS PROPRIETARY TO MOLEX ELECTRONIC TECHNOLOGIES, LLC AND SHOULD NOT BE USED WITHOUT WRITTEN PERMISSION

EC NO: 113200 DRWN: GABE CHK'D: KTAKAHASHI APPR: MSASAO	2016/11/24	GENERAL TOLERANCES (UNLESS SPECIFIED) ANGULAR TOL ± 3.0 ° 4 PLACES ± 0.03 3 PLACES ± 0.03 2 PLACES ± 0.05 1 PLACE ± 0.1 0 PLACES ± 0.2 DRAFT WHERE APPLICABLE MUST REMAIN WITHIN DIMENSIONS	DIMENSION UNITS	SCALE			
	2017/02/21		MM	15:1			
	2017/02/21		DRWN BY	DATE		GABE 2016/11/24	
			CHK'D BY	DATE		KTAKAHASHI 2017/02/21	
			APPR BY	DATE		MSASAO 2017/02/21	
		DRAWING SIZE	THIRD ANGLE PROJECTION	PRODUCT CUSTOMER DRAWING			
		A3		SERIES	MATERIAL NUMBER	CUSTOMER	
				503304	SEE CHART	GENERAL	
				DOCUMENT NUMBER	DOC TYPE	DOC PART	SHEET NUMBER
				5033041001	PSD	000	1 OF 2



RECOMMENDED P.W.BOARD PATTERN LAYOUT (REFERENCE)

RECOMMENDED THICKNESS OF METAL MASK : t=0.1 mm
 RECOMMENDED OPEN APERTURE RATIO OF METAL MASK : 100%

THIS DRAWING CONTAINS INFORMATION THAT IS PROPRIETARY TO MOLEX ELECTRONIC TECHNOLOGIES, LLC AND SHOULD NOT BE USED WITHOUT WRITTEN PERMISSION									
RELEASED	EC NO: 113200	2016/11/24	GENERAL TOLERANCES (UNLESS SPECIFIED)		DIMENSION UNITS	SCALE	molex®		
	DRWN: GABE	2017/02/21	ANGULAR TOL ± 3.0 °		MM	20:1			
	CHK'D: KTAKAHASHI	2017/02/21	4 PLACES	± 0.03	DRWN BY	DATE	0.4 BB CONN. H=0.7 REC. ASSY		
	REV APPR: MSASAO	2017/02/21	3 PLACES	± 0.03	GABE	2016/11/24			
			2 PLACES	± 0.05	CHK'D BY	DATE	PRODUCT CUSTOMER DRAWING		
		1 PLACE	± 0.1	KTAKAHASHI	2017/02/21				
		0 PLACES	± 0.2	APPR BY	DATE	SERIES	MATERIAL NUMBER	CUSTOMER	
		DRAFT WHERE APPLICABLE MUST REMAIN WITHIN DIMENSIONS		MSASAO	2017/02/21	503304	SEE CHART	GENERAL	
		DRAWING SIZE	THIRD ANGLE PROJECTION			DOCUMENT NUMBER	DOC TYPE	DOC PART	SHEET NUMBER
		A3				5033041001	PSD	000	2 OF 2