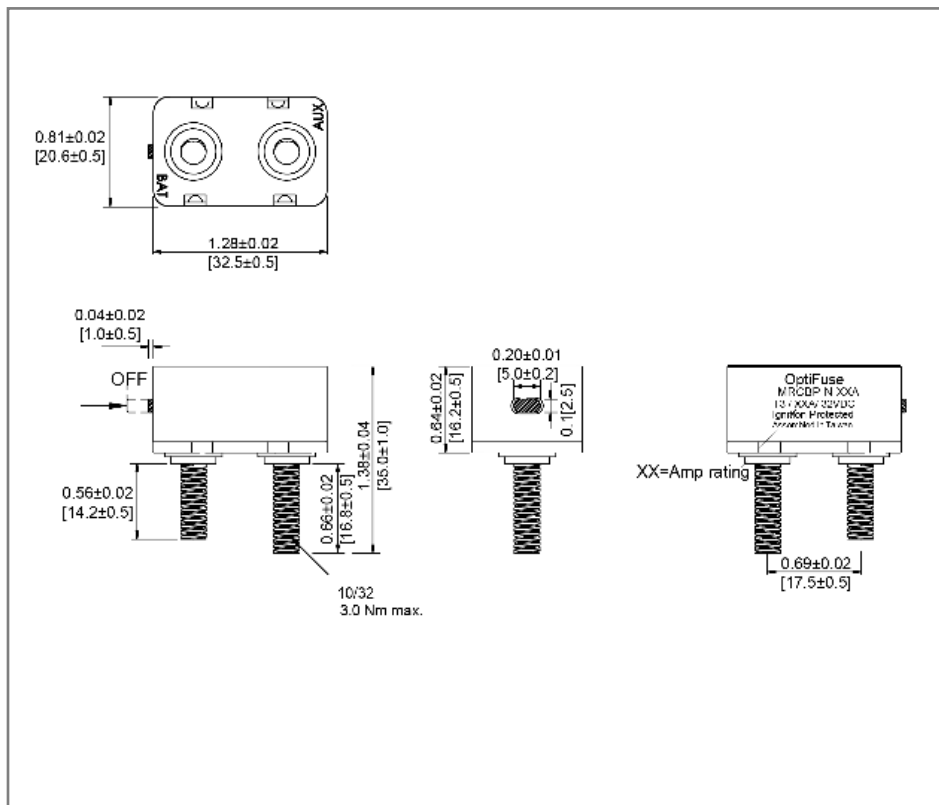


10-32 Stud (Shortstop Style) Circuit Breaker

MRCBP-N Gray Body



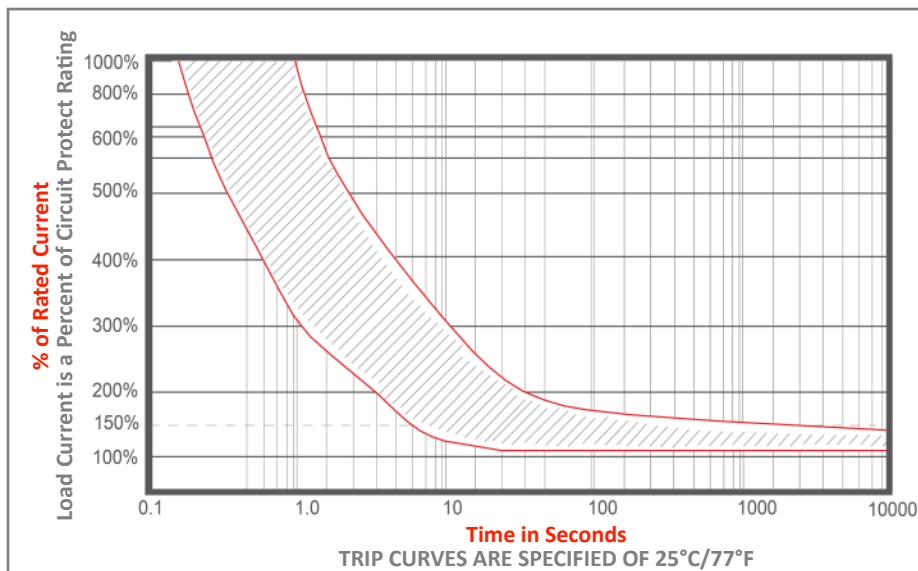
Mechanical Dimensions: Inches [mm]



Part Numbers Information

Amperage	Optifuse P/N
6A	MRCBP-N-6A
8A	MRCBP-N-8A
10A	MRCBP-N-10A
15A	MRCBP-N-15A
20A	MRCBP-N-20A
25A	MRCBP-N-25A
30A	MRCBP-N-30A
40A	MRCBP-N-40A
50A	MRCBP-N-50A

Time vs. Percent of Rated Current



% of Rated Current	Min Trip Time	Max Trip Time
100%	Hold	No Trip
150%		Trip in 1 hr
200%	4.0s	40.0s
300%	1.2s	12.0s
400%	0.6s	5.0s
500%	0.4s	2.8s
600%	0.3s	1.8s

Electrical Specifications

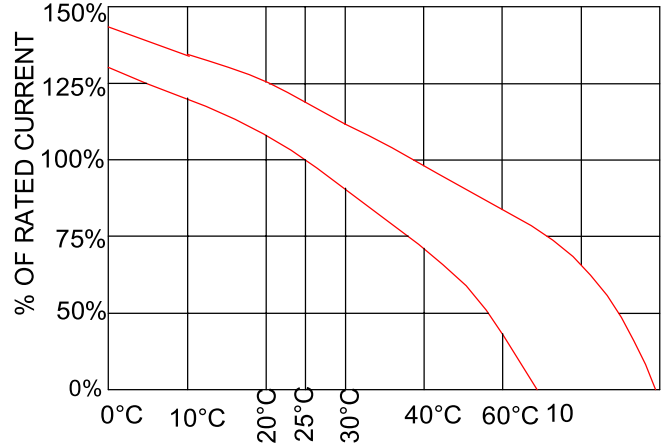
Voltage Rating	12/24/32VDC
Reset Type	Type III - Manual Reset
Interrupting Rating	4 times rated current
Operation Temperature	-10°C ~ 60°C
Testing	SAE J553

Material Specifications

Body Material	Thermoplastic (UL94V-0)
Terminals Configuration	Battery – Copper Plated, Auxiliary – Zinc Plated
Studs Torque	3.0±0.3 N.m
Ignition Protection	SAE J1171 Ingress Protection IP63

Temperature Derating Curve

The time/current characteristic curve depends on the ambient temperature prevailing, In order to eliminate nuisance tripping. Please divide the current breaker current ratings by the derating factor shown below.



Ambient Temperature	-10°C	0°C	10°C	25°C	40°C		
Division Factor	1.25	1.15	1.05	1.00	0.9		

Rev	Date of issue	Revision Notes	Designed	Approved
E	05-18-2023	Initial Drawing	RC	OF