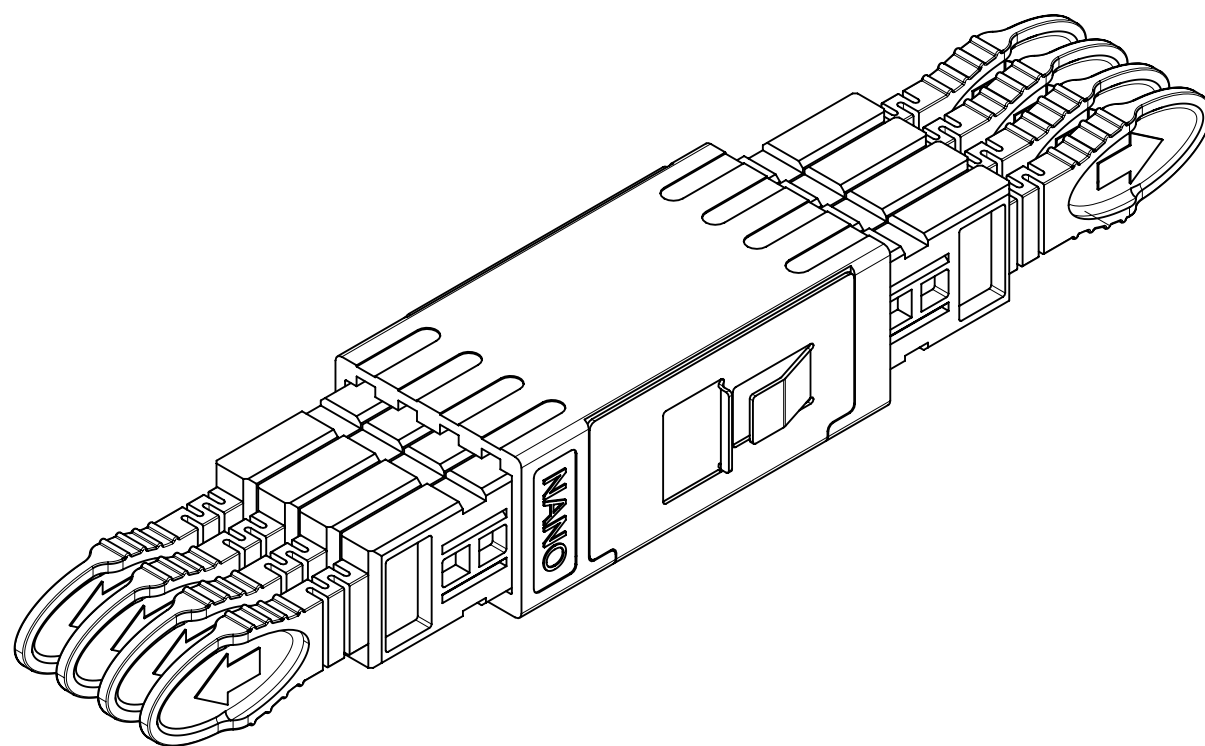
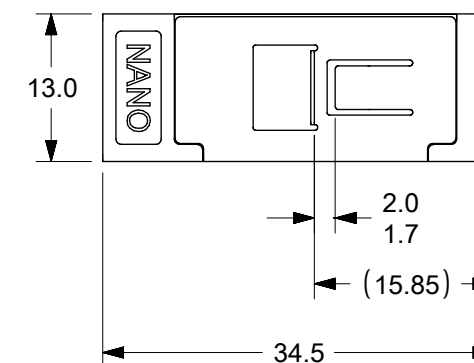
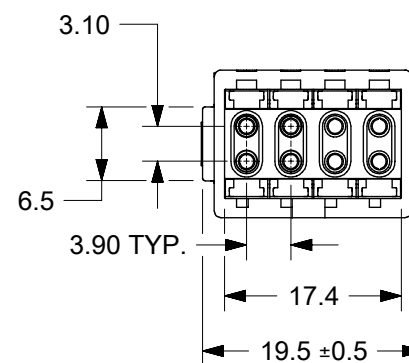
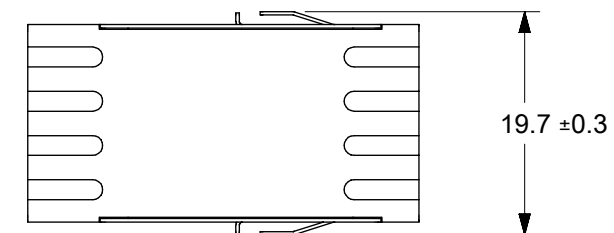


**RECOMMENDED
MOUNTING HOLE DIMENSIONS**
PANEL THICKNESS 1.7mm MAX.



FUNCTIONAL SYMBOLS $\nabla = 0$ $\nabla = 0$ $\nabla = 0$ DIVISIONAL SYMBOLS 3 PLACES ± 2 PLACES ± 0.1 1 PLACE ± 0.2 0 PLACES ±	THIS DRAWING CONTAINS INFORMATION THAT IS PROPRIETARY TO MOLEX ELECTRONIC TECHNOLOGIES, LLC AND SHOULD NOT BE USED WITHOUT WRITTEN PERMISSION		CURRENT REV DESC:								
	mm	NTS	EC NO: 658650					SN 4CH (8F) ADAPTER, NO FLANGE			
	GENERAL TOLERANCES (UNLESS SPECIFIED)		DRWN: JHUANG18		2021/03/19		PRODUCT CUSTOMER DRAWING				
	ANGULAR TOL ± °		CHK'D: IGUMIN		2021/03/22		DOCUMENT NUMBER				
4 PLACES ±		APPR: IGUMIN		2021/03/22		1062000201		DOC TYPE	DOC PART	REVISION	
INITIAL REVISION:		DRWN: IGUMIN		2020/07/01		PSD		000	A1		
DRAFT WHERE APPLICABLE MUST REMAIN WITHIN DIMENSIONS		THIRD ANGLE PROJECTION		DRAWING		SERIES		MATERIAL NUMBER		CUSTOMER	SHEET NUMBER
				B-SIZE		106200		1062000201		1 OF 1	