

NOTES:

1. COMPATIBLE WITH MOLEX PT 90325, 90814, 90816.
2. USE WITH CABLES 28AWG STD. 26AWG STD. AND 26AWG (69 STRANDS) SUPERFLEX.
3. TERMINATION SPECIFICATION: ES-99033-0001.
4. PRODUCT SPECIFICATION: PS-99020-0011
5. PACKAGING SPEC: PK-90327-001

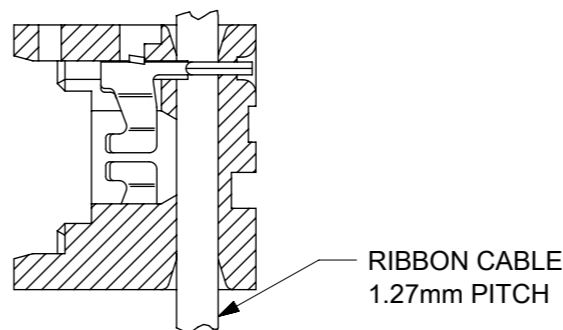
HOUSING:

MATL: POLYESTER RATED AT UL 94 V-0,
COLOUR WHITE.

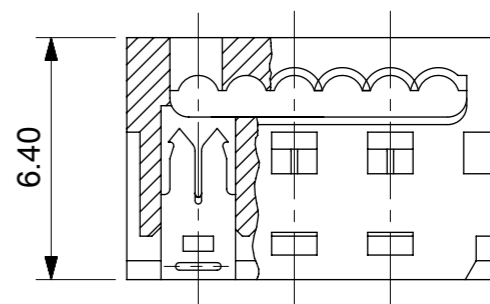
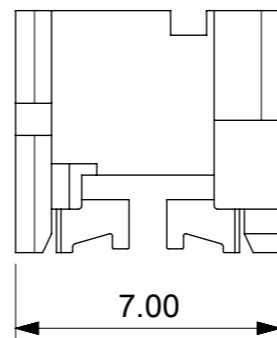
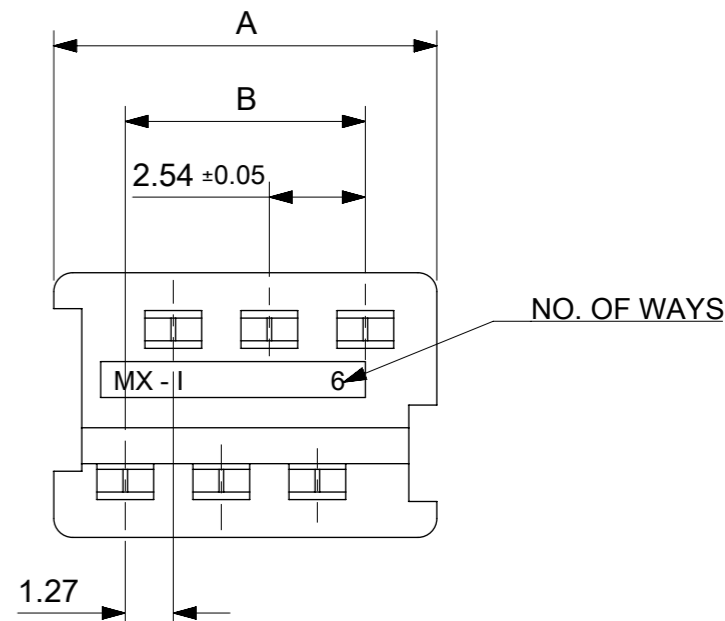
IDT CONTACT

MATL. PHOS BRONZE 0.17 THK HV 180-200
PLATING. TIN: 2-4µm PURE TIN
PLATING. UNDERPLATED 1.27µm MIN NICKEL
3-5µm SELECTIVE TIN & 0.76µm MIN. SELECTIVE GOLD

90327 - * 3 * *
0 = 2µm PRE TIN ASSY
3 = 0.76µm GOLD ASSY
SEE CONTACT PLATING NOTE
04 TO 26 = CCT SIZE, 51 TO 98
= ASSY ON REELS, SEE CHART
COLOUR WHITE



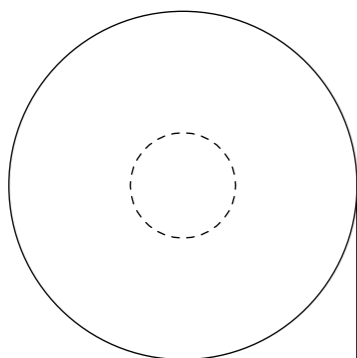
**SECTION SHOWING
ASSY AFTER TERMINATION
SEE NOTE 3**



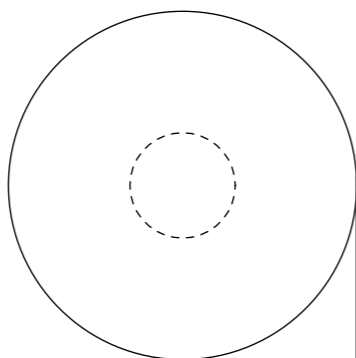
90327-*326	26	35.53	31.75
-*324	24	32.99	29.21
-*322	22	30.45	26.67
-*320	20	27.91	24.13
-*318	18	25.37	21.59
-*316	16	22.83	19.05
-*314	14	20.29	16.51
-*312	12	17.75	13.97
-*310	10	15.21	11.43
-*308	8	12.67	8.89
-*306	6	10.13	6.35
9327-*304	4	7.59	3.81
PART NO.	CCT SIZE	DIMENSION A	DIMENSION B

FUNCTIONAL SYMBOLS	THIS DRAWING CONTAINS INFORMATION THAT IS PROPRIETARY TO MOLEX ELECTRONIC TECHNOLOGIES, LLC AND SHOULD NOT BE USED WITHOUT WRITTEN PERMISSION	
DIMENSION UNITS	SCALE	CURRENT REV DESC: CAD MIGRATION
$\nabla_A = 0$	mm	5:1
$\nabla_F = 0$	GENERAL TOLERANCES (UNLESS SPECIFIED)	
$\nabla_{F'} = 0$	ANGULAR TOL ± 2°	
DIVISIONAL SYMBOLS	4 PLACES	±
	3 PLACES	±
	2 PLACES	± 0.10
	1 PLACE	± 0.2
	0 PLACES	±
DRAFT WHERE APPLICABLE MUST REMAIN WITHIN DIMENSIONS		THIRD ANGLE PROJECTION
EC NO: 738955		DRWING
DRWN: GOWTHP		2023/02/02
CHK'D: GOWTHP		2023/02/16
APPR: ISHWARG		2023/02/20
INITIAL REVISION:		DOCUMENT NUMBER
DRWN: NPC		SDA-90327
APPR: JDENNDHY		1987/07/28
		2004/09/16
MATERIAL NUMBER		CUSTOMER
SEE CHART		GENERAL MARKET
SHEET NUMBER		1 OF 2

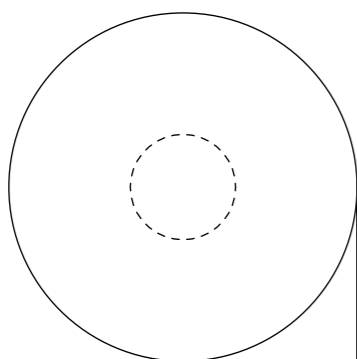
REELING OPTION A



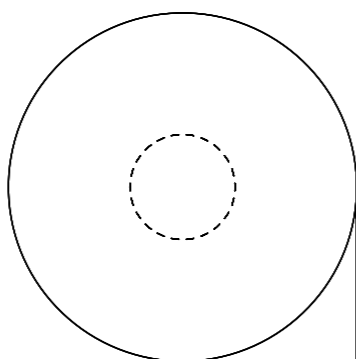
REELING OPTION B



REELING OPTION C



REELING OPTION D



NARROW POLARISING SLOT

WIDE POLARISING SLOT

REEL ASSY NO.	PART NO.	CCT SIZE	REELING OPTION	REEL ASSY NO.	PART NO.	CCT SIZE	REELING OPTION
90327-*351	90327-*304	4	A	90327-*375	90327-*316	16	A
*352			B	*376			B
*353			C	*377			C
90327-*354			D	90327-*378			D
90327-*355	90327-*306	6	A	90327-*379	90327-*318	18	A
*356			B	*380			B
*357			C	*381			C
90327-*358			D	90327-*382			D
90327-*359	90327-*308	8	A	90327-*383	90327-*320	20	A
*360			B	*384			B
*361			C	*385			C
90327-*362			D	90327-*386			D
90327-*363	90327-*310	10	A	90327-*387	90327-*326	26	A
*364			B	*388			B
*365			C	*389			C
90327-*366			D	90327-*390			D
90327-*367	90327-*312	12	A	90327-*391	90327-*322	22	A
*368			B	*392			B
*369			C	*393			C
90327-*370			D	90327-*394			D
90327-*371	90327-*314	14	A	90327-*395	90327-*324	24	A
*372			B	*396			B
*373			C	*397			C
90327-*374			D	90327-*398			D

FUNCTIONAL SYMBOLS	THIS DRAWING CONTAINS INFORMATION THAT IS PROPRIETARY TO MOLEX ELECTRONIC TECHNOLOGIES, LLC AND SHOULD NOT BE USED WITHOUT WRITTEN PERMISSION	CURRENT REV DESC: CAD MIGRATION		molex																										
	<table border="1"> <tr> <th>FUNCTIONAL SYMBOLS</th> <th>DIMENSION UNITS</th> <th>SCALE</th> </tr> <tr> <td>$\nabla_A = 0$</td> <td>mm</td> <td>1:1</td> </tr> <tr> <td>$\nabla_E = 0$</td> <td colspan="2">GENERAL TOLERANCES (UNLESS SPECIFIED)</td> </tr> <tr> <td>$\nabla_V = 0$</td> <td colspan="2">ANGULAR TOL $\pm 2.0^\circ$</td> </tr> </table>	FUNCTIONAL SYMBOLS	DIMENSION UNITS			SCALE	$\nabla_A = 0$	mm	1:1	$\nabla_E = 0$	GENERAL TOLERANCES (UNLESS SPECIFIED)		$\nabla_V = 0$	ANGULAR TOL $\pm 2.0^\circ$		<table border="1"> <tr> <td>EC NO: 738955</td> <td>2023/02/02</td> </tr> <tr> <td>DRWN: GOWTHP</td> <td>2023/02/16</td> </tr> <tr> <td>CHK'D: GOWTHP</td> <td>2023/02/16</td> </tr> <tr> <td>APPR: ISHWARG</td> <td>2023/02/20</td> </tr> </table>		EC NO: 738955	2023/02/02	DRWN: GOWTHP	2023/02/16	CHK'D: GOWTHP	2023/02/16	APPR: ISHWARG	2023/02/20	<table border="1"> <tr> <td colspan="3">IDT ASSEMBLY PICO FLEX</td> </tr> <tr> <td colspan="3">PRODUCT CUSTOMER DRAWING</td> </tr> </table>		IDT ASSEMBLY PICO FLEX		
FUNCTIONAL SYMBOLS	DIMENSION UNITS	SCALE																												
$\nabla_A = 0$	mm	1:1																												
$\nabla_E = 0$	GENERAL TOLERANCES (UNLESS SPECIFIED)																													
$\nabla_V = 0$	ANGULAR TOL $\pm 2.0^\circ$																													
EC NO: 738955	2023/02/02																													
DRWN: GOWTHP	2023/02/16																													
CHK'D: GOWTHP	2023/02/16																													
APPR: ISHWARG	2023/02/20																													
IDT ASSEMBLY PICO FLEX																														
PRODUCT CUSTOMER DRAWING																														
DIVISIONAL SYMBOLS	<table border="1"> <tr> <th>DIVISIONAL SYMBOLS</th> <th>TOLERANCE</th> </tr> <tr> <td>4 PLACES</td> <td>\pm</td> </tr> <tr> <td>3 PLACES</td> <td>\pm</td> </tr> <tr> <td>2 PLACES</td> <td>± 0.10</td> </tr> <tr> <td>1 PLACE</td> <td>± 0.2</td> </tr> <tr> <td>0 PLACES</td> <td>\pm</td> </tr> </table>	DIVISIONAL SYMBOLS	TOLERANCE	4 PLACES	\pm	3 PLACES	\pm	2 PLACES	± 0.10	1 PLACE	± 0.2	0 PLACES	\pm	<table border="1"> <tr> <td>INITIAL REVISION:</td> <td>1991/02/27</td> </tr> <tr> <td>DRWN: PAD</td> <td>2004/09/16</td> </tr> <tr> <td>APPR: JDENNEHY</td> <td></td> </tr> </table>	INITIAL REVISION:	1991/02/27	DRWN: PAD	2004/09/16	APPR: JDENNEHY		<table border="1"> <tr> <td>DOCUMENT NUMBER</td> <td>SDA-90327</td> <td>DOC TYPE</td> <td>PSD</td> <td>DOC PART</td> <td>001</td> <td>REVISION</td> <td>AK1</td> </tr> </table>	DOCUMENT NUMBER	SDA-90327	DOC TYPE	PSD	DOC PART	001	REVISION	AK1	
DIVISIONAL SYMBOLS	TOLERANCE																													
4 PLACES	\pm																													
3 PLACES	\pm																													
2 PLACES	± 0.10																													
1 PLACE	± 0.2																													
0 PLACES	\pm																													
INITIAL REVISION:	1991/02/27																													
DRWN: PAD	2004/09/16																													
APPR: JDENNEHY																														
DOCUMENT NUMBER	SDA-90327	DOC TYPE	PSD	DOC PART	001	REVISION	AK1																							
DRAFT WHERE APPLICABLE MUST REMAIN WITHIN DIMENSIONS		THIRD ANGLE PROJECTION	DRAWING	SERIES	MATERIAL NUMBER	CUSTOMER	SHEET NUMBER																							
			A3-SIZE	90327	SEE CHART	GENERAL MARKET	2 OF 2																							