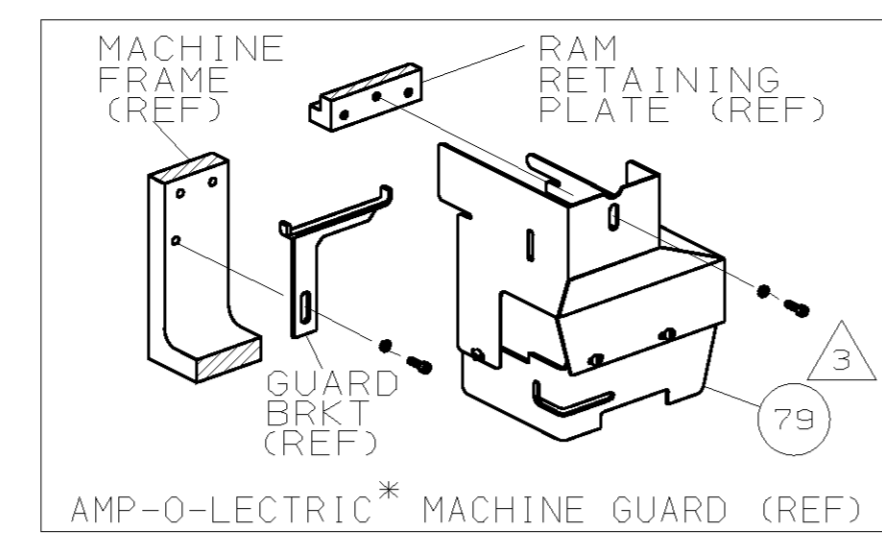
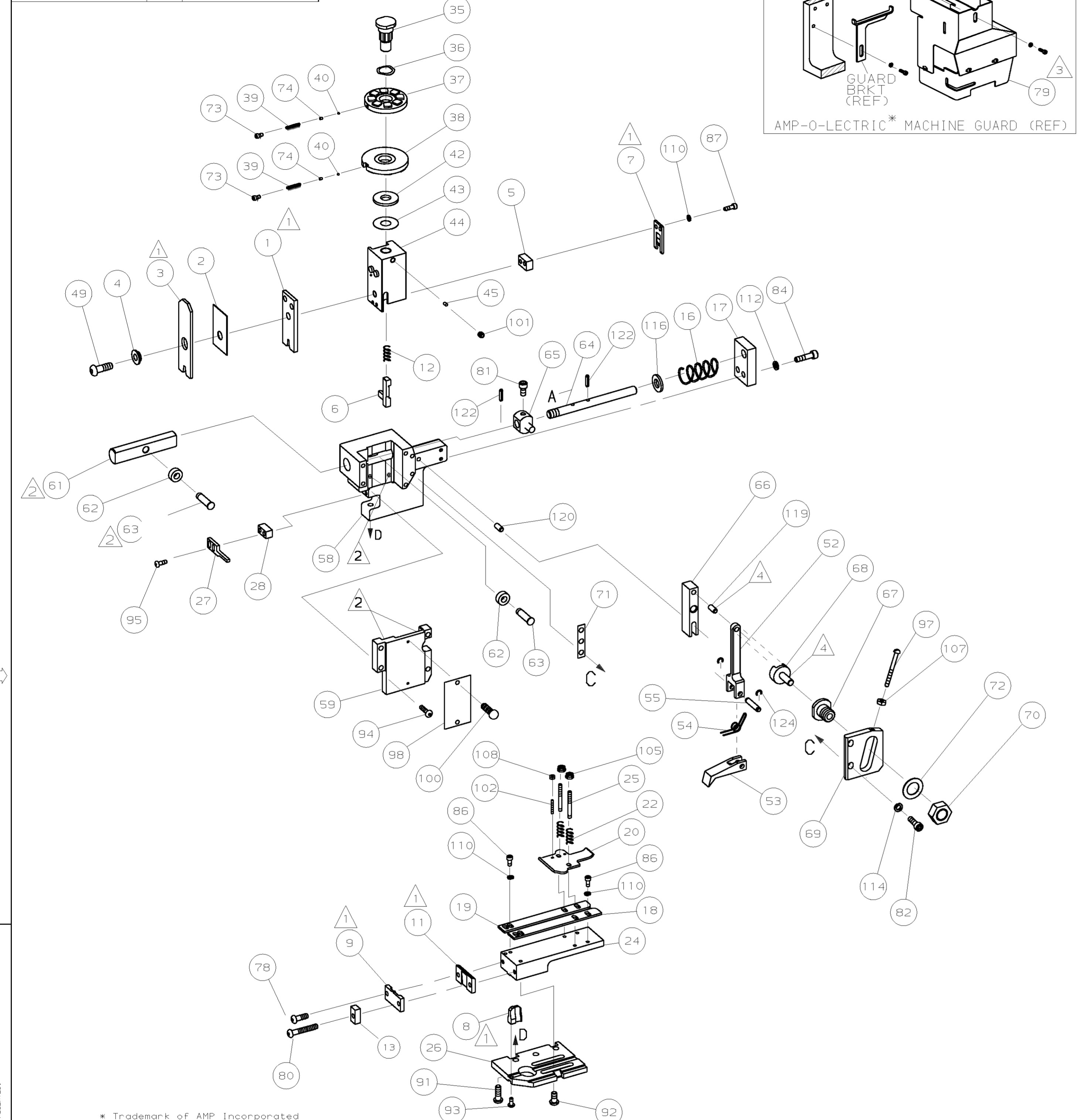


PART NUMBER	REV	FIRST USED
567457-1	C	854400-1
567457-2	C	565435-5



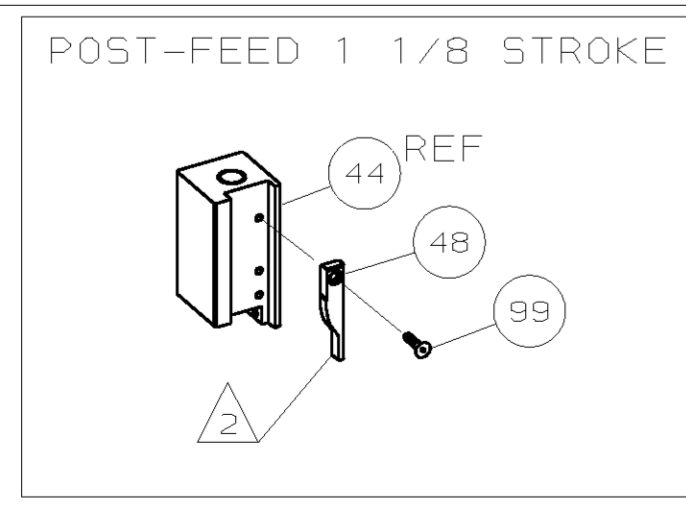
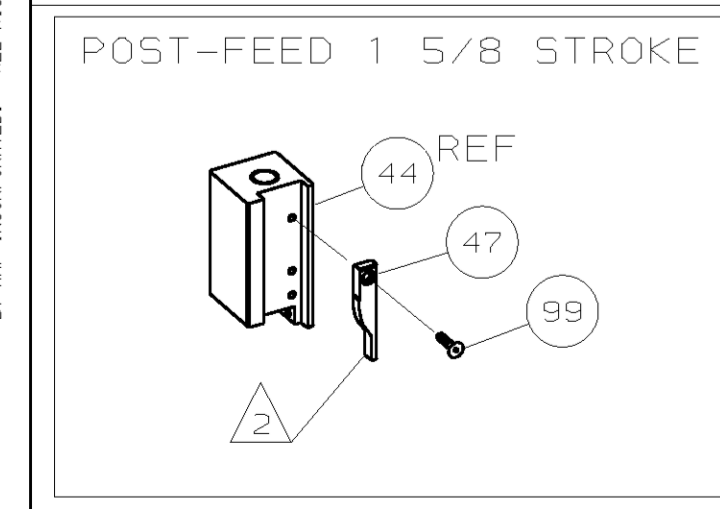
TERMINAL NAME:	
.250 SERIES TAB W/LATCH	170340-1
TERM APPL SPEC	114-5052

CRIMPING DATA			
PAD LTR	CRIMP HEIGHT	WIRE SIZE	
A	.066 ±.002	14	
B	.061 ±.002	16	
C	.056 ±.002	18	
D	.053 ±.002	20	
CRIMP	SIZE	TYPE	RANGE
WIRE	.110	F	20-14
INSUL	.180	F	.083-.134
FEED	APPL INST	SET UP GAGE	LAYOUT
1.043	A1 8039	458638-1	L1457
WIRE STRIP LENGTH			
-			
-1	LEADMAKER	MECH-POST FEED	
-2	AMP-O-ELECTRIC	MECH-POST FEED	



REF	REF	-	A	21045-3	RING, RET "C" (Ø.187) FD PIN	125
REF	REF	-	A	5-21028-1	PIN, STD SPRING (Ø.12) FD ADJ ROD	124
REF	REF	-	A	1-21030-7	PIN, DOWEL (Ø.187x1.50) HSG	123
REF	REF	-	A	1-21030-1	PIN, DOWEL (Ø.187x.50) LEVER	122
REF	REF	-	A	21899-4	WASHER, FLAT (Ø5/16) SCR ADJ	121
REF	REF	-	A	21024-5	WASHER, LOCK (NO.10) FD ADJ PL	120
REF	REF	-	A	21024-5	WASHER, LOCK (NO.10) FD ROD GDE	119
6	6	-	A	21024-4	WASHER, LOCK (NO.8) SHEAR BL	118
2	2	-	A	21018-4	NUT, HEX (4-40) DRAG	117
REF	REF	-	A	21018-5	NUT, HEX (6-32) FD ADJ PL	116
2	2	-	A	21022-2	NUT, HEX SL (8-32) DRAG STUD	115
2	2	-	A	2-21006-6	SCR, SKT SET (4-40x.62) DRAG	114
1	1	-	A	21009-2	SCR, SKT SET (1/4-20x.25) RAM	113
2	2	-	A	21017-2	SCR, DRIVE (#2x.19) ID PLATE	112
1	1	-	A	1-21002-7	SCR, BHC (6-32x.38) CAM	111
1	1	-	B	461264-1	PLATE, IDENTIFICATION	110
REF	REF	-	A	6-23715-5	SCR, PAN HD (6-32x1.50) FEED ADJ	109
2	2	-	A	2-21002-2	SCR, BHC (8-32x.50) STRIPPER	108
REF	REF	-	A	2-21002-9	SCR, BHC (10-32x.75) HSG CAP	107
1	1	-	A	22733-8	SCR, BHC (8-32x.38 LW) ANVIL	106
4	4	-	A	3-21002-3	SCR, BHC (1/4-20x.50) ST 6D PL	105
REF	REF	-	A	2-22733-8	SCR, BHC (1/4-20x.62) BASE PL	104
						103
						102
						101
						100
						99
						98
						97
						96
						95
						94
						93
						92
						91
						90
						89
						88
						87
						86
						85
						84
						83
						82
						81
						80
						79
						78
						77
						76
						75
						74
						73
						72
						71
						70
						69
						68
						67
						66
						65
						64
						63
						62
						61
						60
						59
						58
						57
						56
						55
						54
						53
						52
						51
						50
						49
						48
						47
						46
						45
						44
						43
						42
						41
						40
						39
						38
						37
						36
						35
						34
						33
						32
						31
						30
						29
						28
						27
						26
						25
						24
						23
						22
						21
						20
						19
						18
						17
						16
						15
						14
						13
						12
						11
						10
						9
						8
						7
						6
						5
						4
						3
						2
						1

REF	REF	-	A	22594-8	NUT, HEX	70
REF	REF	-	B	240628-1	PLATE, ADJ	69
REF	REF	-	B	240626-1	SHAFT, PIVOT	68
REF	REF	-	B	240633-1	BUSHING	67
REF	REF	-	A	455680-1	LEVER, INTERMEDIATE	66
REF	REF	-	B	240629-1	BLOCK, PIVOT	65
REF	REF	-	A	240632-2	SCR, ADJ	64
REF	REF	-	B	240659-3	PIN, CAM ROLLER	63
REF	REF	-	B	240658-1	CAM, ROLLER	62
REF	REF	-	B	454398-1	ROD, FEED	61
REF	REF	-	C	454220-1	CAP, RAM	60
REF	REF	-	D	453736-1	HOUSING	59
						58
						57
						56
						55
						54
						53
						52
						51
						50
1	1	-	A	7-21002-9	BOLT, CRIMPER (5/16-24x1.00)	49
1	-	-	B	690501-3	CAM, POST FEED 1 1/8 ST	48
-	1	-	B	690501-4	CAM, POST-FEED 1 5/8 ST	47
						46
1	1	-	A	690191-1	PLUG, NYLON	45
1	1	-	C	455674-1	RAM	44
1	1	-	A	690125-1	WASHER, LAMINATED	43
1	1	-	A	690124-1	WASHER, RAM	42
						41
2	2	-	A	23241-6	BALL, STEEL	40
2	2	-	A	690170-1	SPRING, COMPRESSION	39
1	1	-	C	690142-1	DISC, INSULATION	38
1	1	-	D	6-455829-6	DISC, WIRE	37
1	1	-	A	22480-5	WASHER, SPRING	36
1	1	-	B	690212-1	POST, RAM	35
						34
						33
1	1	-	D	458980-1	APPLICATOR, BASIC (SUB ASSY)	32
						31
						30
						29
1	1	-	B	3-690451-2	SPACER, STRIPPER	28
1	1	-	A	240639-1	STRIPPER	27
REF	REF	-	C	455676-1	PLATE, BASE	26
2	2	-	A	22354-8	DRAG, STUD	25
1	1	-	B	455678-1	PLATE, STRIP GUIDE	24
						23
2	2	-	A	4-22281-1	SPRING, DRAG	22
						21
1	1	-	A	454177-1	DRAG, STOCK	20
1	1	-	B	458030-9	GUIDE, STRIP (REAR)	19
1	1	-	C	458031-9	GUIDE, STRIP (FRONT)	18
REF	REF	-	A	454178-1	GUIDE, FEED ROD	17
REF	REF	-	A	4-22284-9	SPRING, FEED RETURN	16
						15
						14
1	1	-	C	1-690481-0	SPACER, HOLD DOWN	13
1	1	-	A	23846-1	SPRING, HOLD DOWN	12
1	1	-	B	240644-1	PLATE, REAR SHEAR	11
						10
1	1	-	B	690482-4	PLATE, FRONT SHEAR	9
1	1	-	D	3-461295-5	ANVIL	8
1	1	-	B	690474-4	BLADE, SLUG	7
1	1	-	D	1-455892-5	HOLD DOWN, TERMINAL	6
1	1	-	C	5-240641-7	SPACER, SLUG BLADE	5
1	1	-	B	238009-4	SPACER, BLOCK CRIMPER	4
1	1	-	C	9-456134-7	CRIMPER, INSULATION	3
1	1	-	B	455888-8	SPACER, CRIMPER	2
1	1	-	C	456408-6	CRIMPER, WIRE	1



- 1 RECOMMENDED SPARE PARTS.
- 2 GREASE LIGHTLY.
- 3 GUARD MUST BE IN PLACE WHEN OPERATING APPLICATOR IN AMP-O-ELECTRIC MACHINE.
- 4 LUBRICATE DAILY USING NO. 20 MACHINE OIL.
- 5. ITEMS WITH QTY OF REF SPECIFIED (EXCEPT ITEM 79) ARE USED ON ITEM 32.

LOC A
DIST 66
LEADMAKER
T TERMINATING UNIT

AMP-O-ELECTRIC
K TERMINATING UNIT

QTY	REF	U/M	DWG SIZE	PART NO	DESCRIPTION	ITEM NO
-2	-1					
REVISION OF EACH ASSY NO (WHEN BLANK, USE DWG REVISION)						
PARTS LIST						
C3	ECN 0150-0518-03	TE	5-03			
C2	ECN 0150-0158-02	TE	2-02			
C1	0150-9609-99	CE	10-99			
C	0150-6442-95	TB	10/95			
B	0150-6079-95	CE	4/95			
A	ECN A-379492	LK	8/92			

QTY	REF	U/M	DWG SIZE	PART NO	DESCRIPTION	ITEM NO
-2	-1					
REVISION OF EACH ASSY NO (WHEN BLANK, USE DWG REVISION)						
PARTS LIST						
DIMENSIONS IN INCHES. DO NOT SCALE PRINT. TOLERANCES UNLESS OTHERWISE SPECIFIED:						
2 PLC DEC ±						
3 PLC DEC ±						
4 PLC DEC ±						
ANGLES ±						
SURF TEXTURE: ✓						
REMOVE BURRS, BREAK SHARP EDGES R.015 MAX						
MATERIAL: HT TR FIN						
DR P. MATHIAS 6/3/92 APP 9-1-92 P. MATHIAS						
CHK 9-1-92 REL 9-3-92 A. CHECKER M. ENTERLINE						
NAME: END FEED HDM APPLICATOR MACHINE REF: MINI APPL						
SCALE: DWG NO: 567457 SHEET 1 OF 1 REV C3						

THIS DRAWING IS A CONTROLLED DOCUMENT.

THIS DRAWING IS UNCLASSIFIED - RELEASE FOR PUBLICATION - SEPT 30, 1999 - BY AMP INCORPORATED. ALL RIGHTS RESERVED.