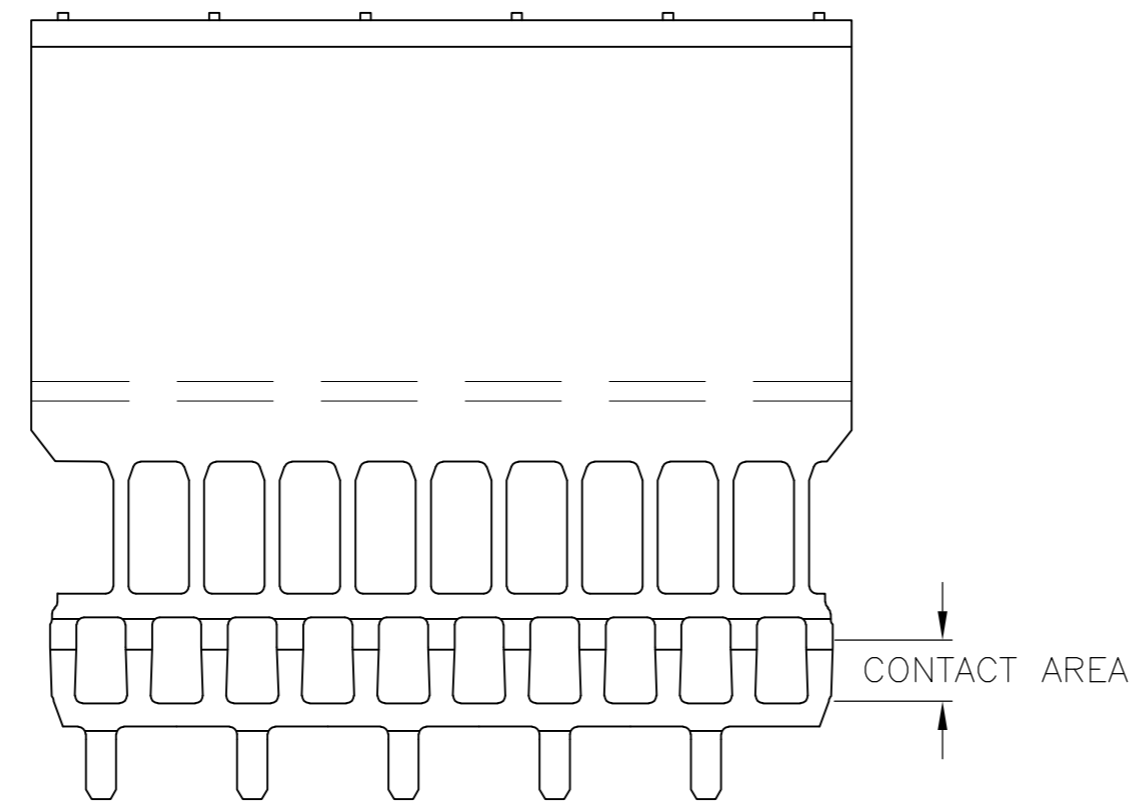
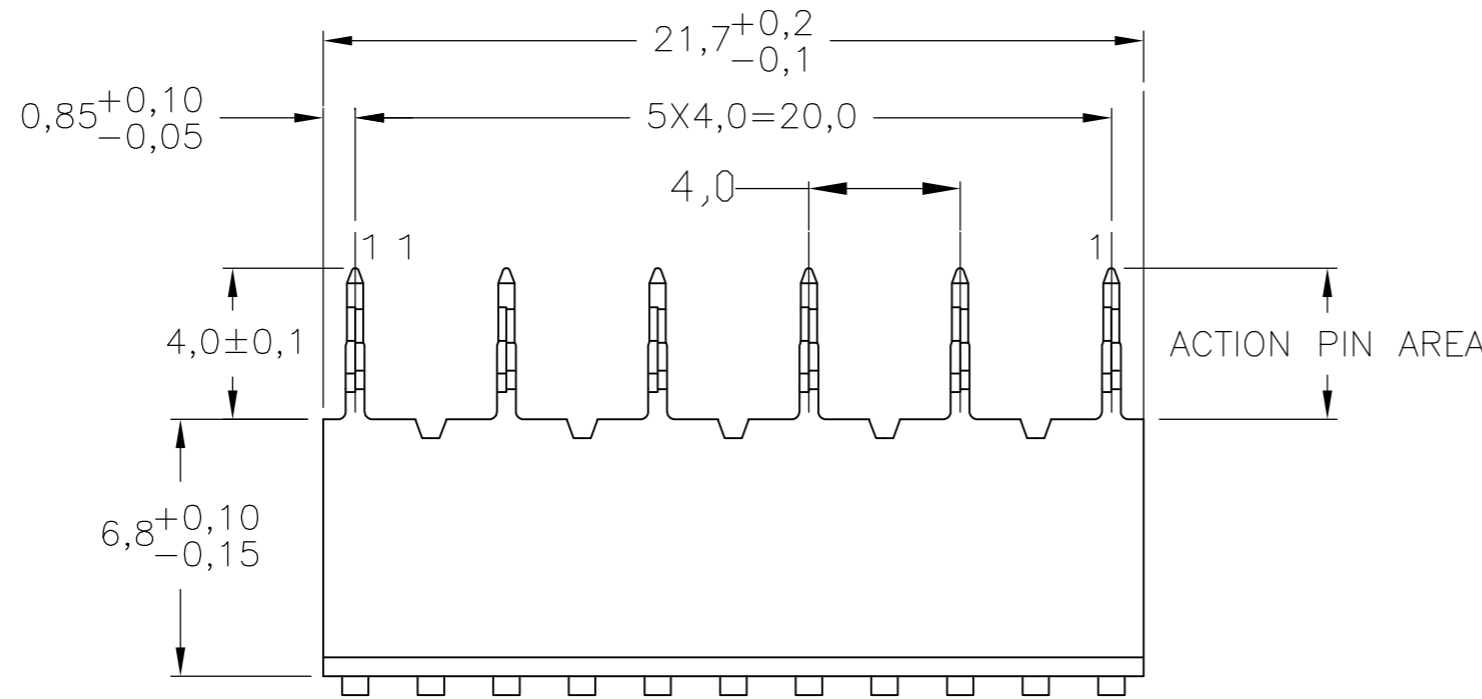


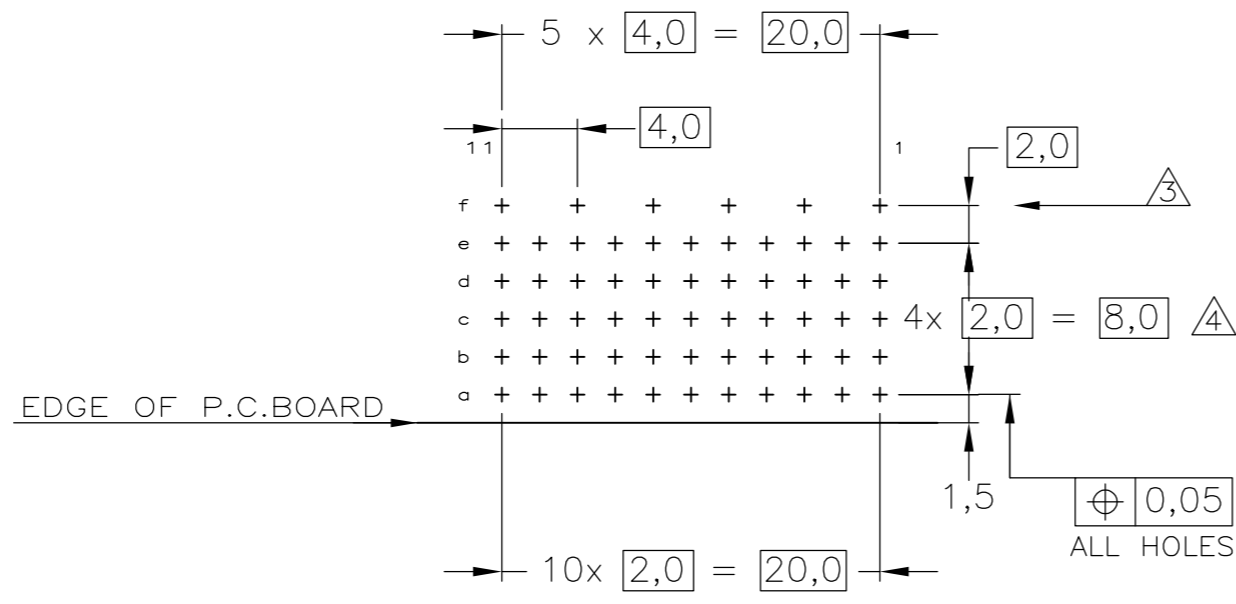
THIS DRAWING IS UNPUBLISHED. RELEASED FOR PUBLICATION
 © COPYRIGHT - By - ALL RIGHTS RESERVED.

LOC		DIST		REVISIONS			
P	LTR	DESCRIPTION		DATE	DWN	APVD	
H	-	D		REVISED PER ECO-13-015151	16DEC2013	FL	FY



NOTES:

- ① GENERAL PLATING SPECIFICATION: UNDERPLATING (ENTIRE CONTACT): 1,27µm NICKEL MIN. AND ACTION PIN: 0,5µm TIN MIN. FOR PLATING OF MATING SURFACES SEE PERFORMANCE LEVEL SHOWN IN PART NUMBER TABLE.
- ② MATERIAL; PHOSPHORBRONZE.
- ③ ROW "f" 6 PLATED THROUGH HOLES FOR UPPERSHIELD
- ④ HOLE PATTERN FOR FEMALE CONNECTOR TYPE C 55 PLATED-THROUGH HOLES AT 2x2mm SQUARE GRID SHIELDS LUBRICATED WITH BELLCORE APPROVED LUBRICANT. TECHNICAL REF: TR-NWT-001217 ISSUE 1, SEPT. 1992.
- ⑤ OBSOLETE PARTS: OBSOLETE CIS STREAMLINING PER D.RENAUD/D.SINISI
- ⑥ CONFORMS TO ALL TESTING ACCORDING IEC 61076-4-101 PERFORMANCE LEVEL 2.
- ⑦ CONFORMS TO ALL TESTING ACCORDING IEC 61076-4-101 PERFORMANCE LEVEL 1.
- ⑧ CONNECTOR TESTED AND QUALIFIED AGAINST TELCORDIA GR-1217-CORE QUALITY LEVEL III, CENTRAL OFFICE APPLICATIONS.
- ⑩ 0.76µm MIN GOLD PLATING AT MATING SURFACE.



COMPONENT SIDE AS SHOWN
 RECOMMENDED PCB-HOLE LAY-OUT

P.C.B. HOLE DIM. ACTION PIN
 FOR DETAILS SEE
 APPLICATION SPECIFICATION

FINISH	MATERIAL	PARTNUMBER
① ③ ⑩	②	8-5352111-4
① ③ ⑨	②	-5352111-9
① ③	②	5352111-2

THIS DRAWING IS A CONTROLLED DOCUMENT.

DWN	K.N.KIRAN	18AUG04
CHK	B.MOOIJ	25MAR05
APVD	B.MOOIJ	25MAR05
PRODUCT SPEC	108-19082	
APPLICATION SPEC	114-19029	
WEIGHT	-	
CUSTOMER DRAWING		

TE TE Connectivity

Z-PACK 2mm HM
 GROUND RETURN UPPER SHIELD
 TYPE C/M

SIZE	A2	CAGE CODE	00779	DRAWING NO	C=5352111	RESTRICTED TO	-
SCALE	5:1	SHEET	1 of 1	REV	D		