

## Electronic device circuit breaker - HMC 11 120AC 5A C1D2 - 2907194

Please be informed that the data shown in this PDF Document is generated from our Online Catalog. Please find the complete data in the user's documentation. Our General Terms of Use for Downloads are valid (<http://phoenixcontact.com/download>)




HMC series of supplemental circuit protector modules, 5 A rating

### Why buy this product

- ✓ Optional T-bus for reduced wiring
- ✓ UL recognized for hazardous locations Class I, Division 2, Groups A, B, C, and D
- ✓ Dual-rated for 50 V DC and 120 V AC
- ✓ Hydraulic-magnetic technology provides extended temperature stability

### Key Commercial Data

Packing unit	1 STK
GTIN	 4 055626 342375
GTIN	4055626342375
Weight per Piece (excluding packing)	150.000 g
Country of origin	United States

### Technical data

#### Note

Trade restriction	The products are offered exclusively for export outside the EU and the European Economic Area.
-------------------	--

#### Dimensions

Height	93.6 mm
Width	22.6 mm
Depth	109.2 mm

#### Ambient conditions

Ambient temperature (operation)	-40 °C ... 65 °C
Ambient temperature (storage/transport)	-40 °C ... 65 °C

#### General

# Electronic device circuit breaker - HMC 11 120AC 5A C1D2 - 2907194

## Technical data

### General

Flammability rating according to UL 94	V0
Mounting type	DIN rail: 35 mm
Color	gray
Number of positions	4

### Electrical data

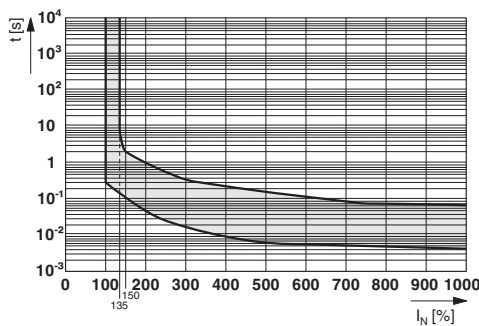
Rated voltage	120 V AC (50/60 Hz)
	50 V DC
Nominal current $I_N$	5 A
Rated short-circuit switching capacity $I_{cn}$	1 kA ()

### Standards and Regulations

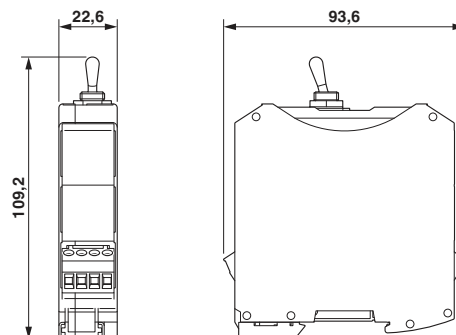
Standards/specifications	UL 1077
--------------------------	---------

## Drawings

Diagram



Dimensional drawing



## Classifications

### eCl@ss

eCl@ss 5.0	27141116
eCl@ss 5.1	27141116
eCl@ss 8.0	27141116
eCl@ss 9.0	27141116

### ETIM

ETIM 5.0	EC000899
----------	----------

### UNSPSC

UNSPSC 13.2	39121410
-------------	----------

# Electronic device circuit breaker - HMC 11 120AC 5A C1D2 - 2907194

## Approvals

### Approvals

---

#### Approvals

UL Recognized / cUL Recognized / cULus Recognized




---

#### Ex Approvals

UL Recognized / cUL Recognized / cULus Recognized

---

## Approval details

UL Recognized		<a href="http://database.ul.com/cgi-bin/XYV/template/LISEXT/1FRAME/index.htm">http://database.ul.com/cgi-bin/XYV/template/LISEXT/1FRAME/index.htm</a>	FILE E 140459
cUL Recognized		<a href="http://database.ul.com/cgi-bin/XYV/template/LISEXT/1FRAME/index.htm">http://database.ul.com/cgi-bin/XYV/template/LISEXT/1FRAME/index.htm</a>	FILE E 140459
cULus Recognized		<a href="http://database.ul.com/cgi-bin/XYV/template/LISEXT/1FRAME/index.htm">http://database.ul.com/cgi-bin/XYV/template/LISEXT/1FRAME/index.htm</a>	

## Accessories

### Accessories

#### DIN rail

DIN rail perforated - NS 35/ 7,5 PERF 2000MM - 0801733



DIN rail, material: steel galvanized and passivated with a thick layer, perforated, height 7.5 mm, width 35 mm, length: 2000 mm

---

## Electronic device circuit breaker - HMC 11 120AC 5A C1D2 - 2907194

### Accessories

DIN rail, unperforated - NS 35/ 7,5 CU UNPERF 2000MM - 0801762



DIN rail, material: Copper, unperforated, height 7.5 mm, width 35 mm, length: 2 m

---

DIN rail, unperforated - NS 35/15 UNPERF 2000MM - 1201714



DIN rail, material: Steel, unperforated, height 15 mm, width 35 mm, length: 2 m

---

DIN rail, unperforated - NS 35/15 CU UNPERF 2000MM - 1201895



DIN rail, material: Copper, unperforated, 1.5 mm thick, height 15 mm, width 35 mm, length: 2 m

---

DIN rail, unperforated - NS 35/15-2,3 UNPERF 2000MM - 1201798



DIN rail, unperforated, Width: 35 mm, Height: 15 mm, Length: 2000 mm, Color: silver

---

DIN rail, unperforated - NS 35/15 AL UNPERF 2000MM - 1201756



DIN rail, deep drawn, high profile, unperforated, 1.5 mm thick, material: aluminum, height 15 mm, width 35 mm, length 2000 mm

---

## Electronic device circuit breaker - HMC 11 120AC 5A C1D2 - 2907194

### Accessories

DIN rail perforated - NS 35/15 PERF 2000MM - 1201730



DIN rail, material: steel galvanized and passivated with a thick layer, perforated, height 15 mm, width 35 mm, length: 2000 mm

---

### End block

End clamp - CLIPFIX 35-5 - 3022276



Quick mounting end clamp for NS 35/7,5 DIN rail or NS 35/15 DIN rail, with marking option, with parking option for FBS...5, FBS...6, KSS 5, KSS 6, width: 5.15 mm, color: gray

---

End clamp - E/UK 1 - 1201413



End clamps, for supporting the ends of double-level and three-level terminal blocks, width: 10 mm, color: gray