

6

5

4

3

2

1

MATERIAL AND FINISH:

Insulator: Polycarbonate, UL-94V-0 rated
Contacts: Brass, Tin plated

ELECTRICAL SPECIFICATIONS:

Current rating: 10 A
Voltage rating: 250 VAC
Current rating: 15 A
Voltage rating: 250 VAC
Insulation resistance: 100 Mohm min. at 500 VDC
Dielectric withstanding voltage: 2000 VAC for one minute

ORDERING CODE:

42R05-3 1 2 3

1) COLOR

- 1 = BLACK
- 2 = GRAY

2) ELECTRICAL CIRCUIT CONFIGURATION

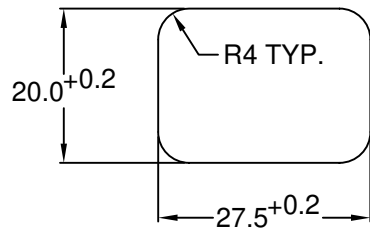
3 = 15A 250V 70°C
2+GROUND



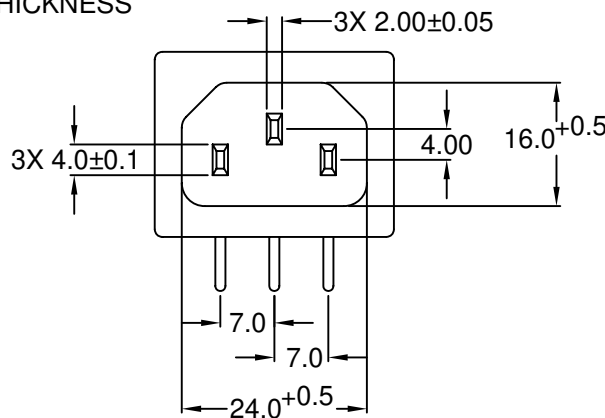
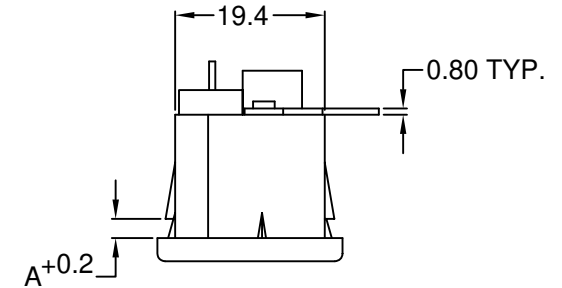
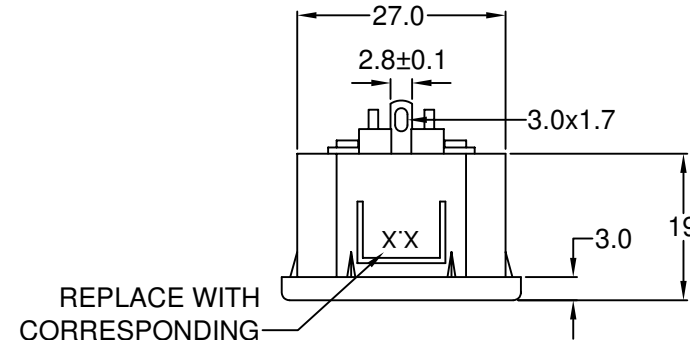
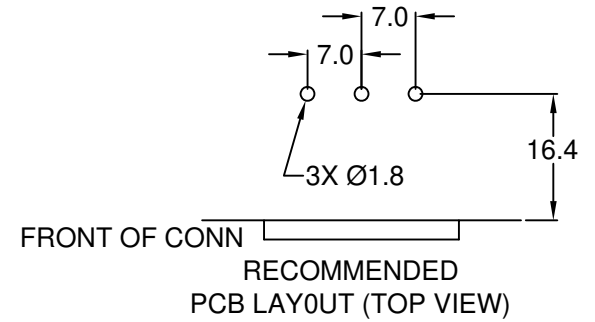
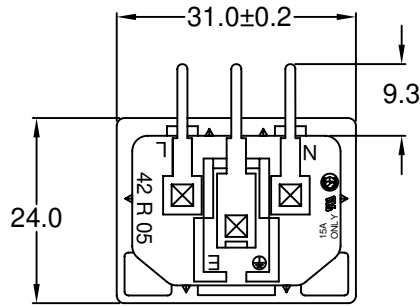
7 = 15A 250V 120°C
2+GROUND



3) PANEL THICKNESS



RECOMMENDED PANEL CUTOUT



P/N	A	MAX. PANEL THICKNESS
42R05-3X1X-150	1.5	1.5
42R05-3X1X-200	2.0	2.0
42R05-3X1X-250	2.5	2.5

ADDITIONAL PANEL THICKNESS AVAILABLE ON REQUEST

TOLERANCE UNLESS OTHERWISE SPECIFIED

X ± 1
X.X ± 0.4
X.XX ± 0.20

DRAWN BY	GQ	DATE:	09/04/01
CHECK BY	TD	DATE:	09/06/01
APPR BY	PB	DATE:	09/06/01

Power Dynamics, Inc.

Phone: 973 560-0019 Whippany, New Jersey Fax: 973 560-0076

PART: 10/15A IEC 60320 APPL. INLET; PCB TERMINALS; SNAP-IN

42R05-3X1X-XXX SHEET 1 of 1

SCALE: NTS ALL DIMENSIONS FOR REFERENCE ONLY DIMENSIONS ARE IN MILLIMETERS REV:

RoHS COMPLIANT

REV	DATE	CHANGE	CHK	CHK	APPR

6

5

4

3

2

1