



Copyright FCJ

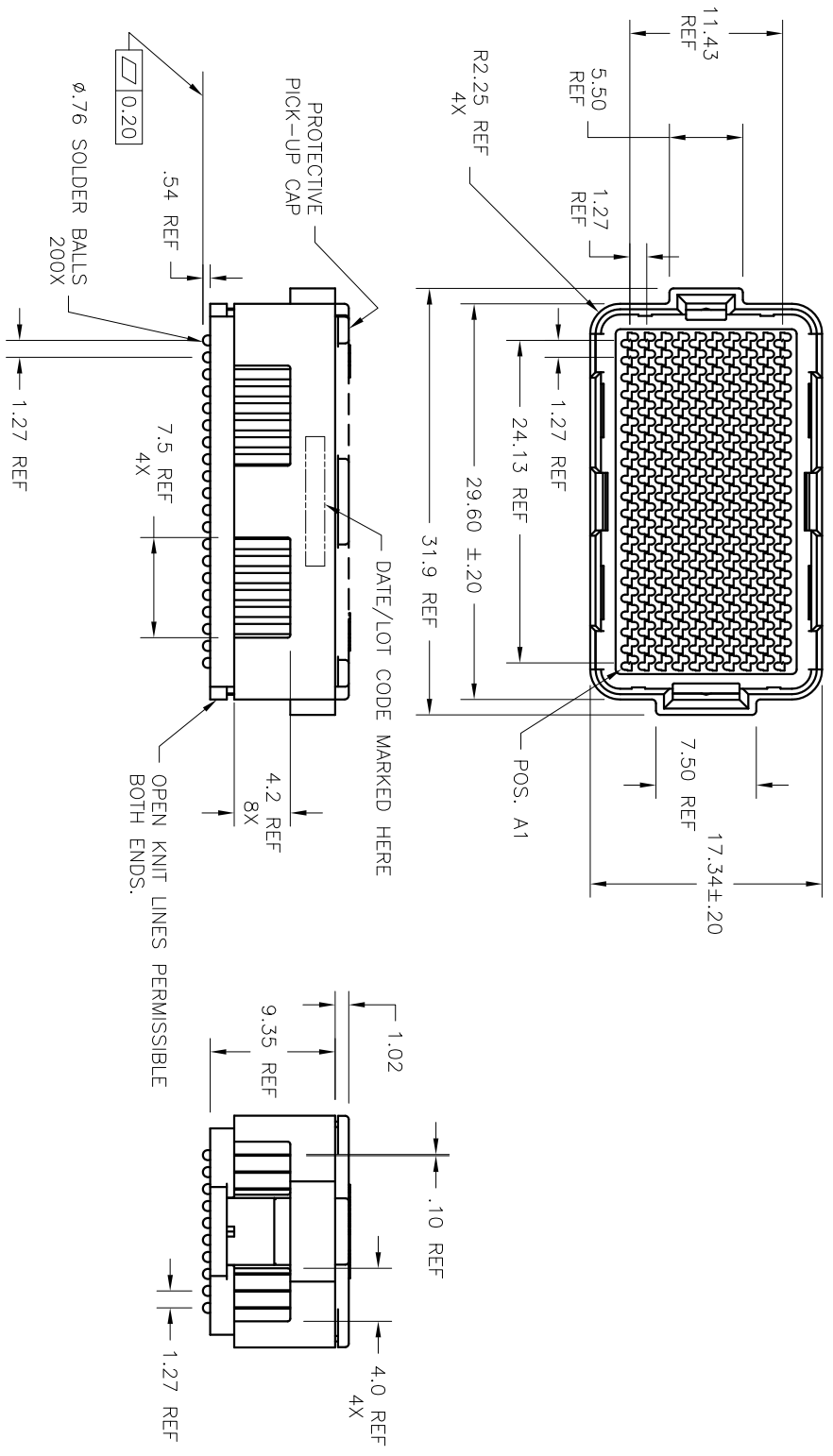


FCJ

FCJconnect.com



PRODUCT NUMBER  
SEE TABLE - SHEET 2



mat'l. code	SEE NOTE 1	surface	tolerance	projection	product family
lfr	ecm no. dfr date	ASME Y14.5	ASME Y14.5		MEG-Arroy
H	V11-0029 HTB 2016-06-06	angles	X ±3	MM	6.0mm PLUG ASSEMBLY
J	V12-0024 HTB 2016-04-03	XX ±10			10 X 20 = 200 POSITIONS
K	V12-0030 RE 2016-04-06	0° ±2°	XX ±.050	Scale: 1:1	
L	V12-0048 DCH 2016-11-20	D. WAUGHEN	1999-09-08		
M	V-38145 RWB 2016-08-26	B. SPINK	1999-09-08		
-	-	CLP	B. SPINK		
G	V07-0641 LP 2007-03-23	DDDD	B. SPINK		
Sheet	revision	M	M		
Index	Sheet	1	2	3	

B

A

A

B

form: AdminXic

1

2

3

4

1

2

3

4



Copyright FD

1 | 2



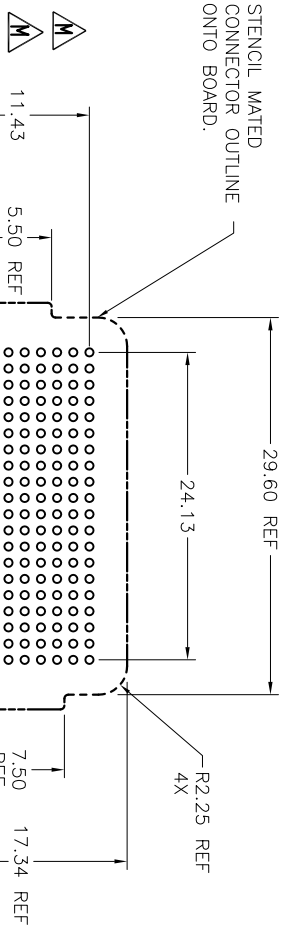
FCI  
FCIconnect.com

3 |



4

PRODUCT NO.	PICK-UP CAP (NATURAL OR BLACK COLOR)	CONTACT PLATING AND THICKNESS	SOLDER BALL	NOTES
84530-002	YES	15µ" (.38µm) Au	SnPb	
84530-002LF	YES	15µ" (.38µm) Au	LEAD FREE	6
84530-092	YES	15µ" (.38µm) GXT	SnPb	
84530-092LF	YES	15µ" (.38µm) GXT	LEAD FREE	6
84530-102	YES	30µ" (.76µm) Au	SnPb	
84530-102LF	YES	30µ" (.76µm) Au	LEAD FREE	6
84530-192	YES	30µ" (.76µm) GXT	SnPb	
84530-192LF	YES	30µ" (.76µm) GXT	LEAD FREE	6
84530-202	YES	50µ" (1.27µm) Au SPECIAL	SnPb	3 AND 4
84530-202LF	YES	50µ" (1.27µm) Au SPECIAL	LEAD FREE	3, 4 AND 6
84530-292	YES	50µ" (1.27µm) GXT SPECIAL	SnPb	3 AND 4
84530-292LF	YES	50µ" (1.27µm) GXT SPECIAL	LEAD FREE	3, 4 AND 6
84530-A02	YES	30µ" (.76µm)	SnPb	7
84530-A02LF	YES	30µ" (.76µm)	LEAD FREE	6 AND 7
84530-102LTLF	YES	30µ" (.76µm) Au	Low Temp	6
84530-192LTLF	YES	30µ" (.76µm) GXT	Low Temp	6



### BOARD PATTERN

mat'l. code	SEE NOTE 1	surface	tolerance	projection	product family
litr	ecm no	dr	date	ASPC Y14.5	ASPC Y14.5
M				angles	X *3
				tolerances	XX *10
				dr	XXX *050
				dr	D. WAUGHEN 1999-09-08
				dr	B. SPINK 1999-09-08
				dr	B. SPINK 1999-09-08
				dr	B. SPINK 1999-09-08
				dr	B. SPINK 1999-09-08
sheet	revision				
index	sheet				



title  
**6.0mm PLUG ASSEMBLY**

dwg no  
**10 X 20 = 200 POSITIONS**

sheet 2 of 3 size  
**84530**

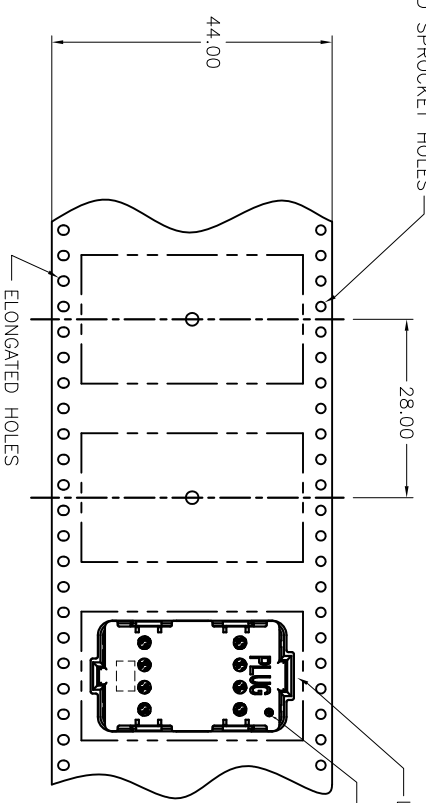
type  
**A4**

product family  
**MEG-Arroy**

CUSTOMER Drawing

PRODUCT NUMBER  
SEE TABLE-SHEET 2

ROUND SPROCKET HOLES



- NOTES:
- ① MATERIAL:  
HOUSING: LCP  
CONTACT: COPPER ALLOY
  - ② CONTACT: (SEE TABLE ON SHEET 2)  
SOLDER BALL: (SEE TABLE ON SHEET 2)  
EUTECTIC SnPb OR LEAD FREE  
95.5Sn/44g/0.5Cu

MATED HEIGHT	WITH REOPT. P/N	-2XX PLATING
10mm	84517	SEE NOTE 2
12mm	55724	
14mm	84535	SEE NOTE 3

- 2. OVERALL BOARD-TO-BOARD STACK HEIGHTS AVAILABLE USING THIS CONNECTOR (84530):
- ③ PLATING FOR INDICATED -2XX SERIES PART NOS. MEET THE REQUIREMENTS OF GR-1217-CORE, CENTRAL OFFICE ENVIRONMENT, (25 YEAR LIFE EXPECTANCY).
- ④ PLATING FOR INDICATED -2XX SERIES PART NOS. IS Au OVER Ni WITH SPECIAL CONTACT GEOMETRY TO MEET REQUIREMENTS OF TELCORDIA GR-1217-CORE: CENTRAL OFFICE ENVIRONMENT.
- ⑤ FOR PROPER APPLICATION FOLLOW FCI APPLICATION SPECIFICATION GS-20-033 LEAD FREE SOLDER BALLS WILL NOT SOLDER PROPERLY IN A LEADED SOLDER PROCESS DUE TO A HIGHER REFLOW TEMPERATURE. LEAD FREE PRODUCT IS THEREFORE NOT BACKWARDS COMPATIBLE WITH LEADED OR SOME SOLDERING APPLICATIONS. REFERENCE FCI APPLICATION SPECIFICATION.

- ⑥ THIS PRODUCT MEETS EUROPEAN UNION DIRECTIVES AND OTHER COUNTRY REGULATIONS AS DESCRIBED IN GS-47-0004 PRODUCT MEETING THIS DIRECTIVE IS IDENTIFIED IN THE LOT CODE NUMBER MARKED ON EACH PART BY HAVING AN "X" IN THE SEVENTH CHARACTER POSITION.
- ⑦ 84530-A02 AND -A02LF ARE CUSTOMER SPECIALS.
- 8. A **Δ** SYMBOL WILL BE NEXT TO ANY DIMENSION, NEW VIEW OR NOTE WHICH HAS BEEN MODIFIED WITH THE CURRENT DRAWING REVISION

mat'l code	SEE NOTE 1	surface	tolerance	projection	product family								
lfr	ecm no	dr	date	ASME Y14.5	ASME Y14.5								
M		angles	XX ±10	X ±3									
		dr	XX ±0.50	MM									
		dr	D. WAUGHEN 1999-09-08	Scale 1:1									
		plqj	B. SPINK 1999-09-08										
		cltr	B. SPINK 1999-09-08										
		qdd	B. SPINK 1999-09-08										
Sheet Index	revision	Sheet	Sheet	Sheet	Sheet								
<table border="1"> <tr> <td>title</td> <td>6.0mm PLUG ASSEMBLY</td> </tr> <tr> <td>dwg no</td> <td>10 X 20 = 200 POSITIONS</td> </tr> <tr> <td>sheet 3 of 3</td> <td>84530</td> </tr> <tr> <td>size</td> <td>A4</td> </tr> </table>					title	6.0mm PLUG ASSEMBLY	dwg no	10 X 20 = 200 POSITIONS	sheet 3 of 3	84530	size	A4	
title	6.0mm PLUG ASSEMBLY												
dwg no	10 X 20 = 200 POSITIONS												
sheet 3 of 3	84530												
size	A4												
<table border="1"> <tr> <td>product family</td> <td>MEG-Arroy</td> </tr> <tr> <td>type</td> <td>CUSTOMER Drawing</td> </tr> </table>					product family	MEG-Arroy	type	CUSTOMER Drawing					
product family	MEG-Arroy												
type	CUSTOMER Drawing												