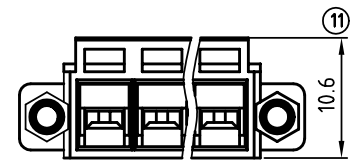
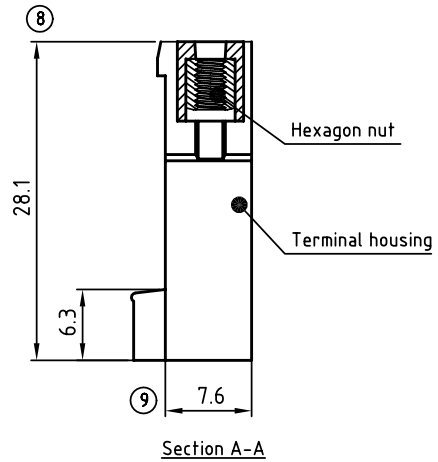
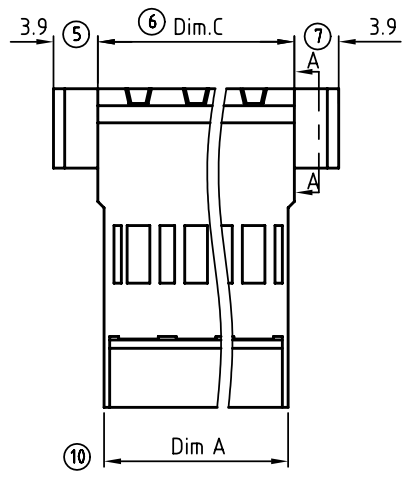
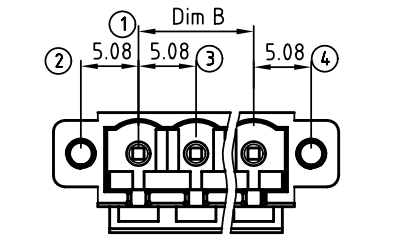


SIGN	DATE	DESCRIPTION	APPROVER
△			

THIS IS CAD DRAWING, DO NOT REVISE MANUALLY!!!



Material:

- Item :Terminal housing:Thermoplastic (UL94 V-0)
- Item :Hexagon nut : Brass , M2.5

Electrical (Match with AR series)

- Voltage rating: 300V
- Current rating: 10A
- Wire range: 1.5 ~ 2.5mm²
- Withstanding Voltage: 1.6KV

KV xx 50 x 5 xxxxx G

- No. OF POLES
 - 02 2 CONTACTS
 - 03 3 CONTACTS
 -
 - 24 24 CONTACTS
- Color
- 0 Black (RAL9005)
 - 2 Red (RAL3001/D)
 - 3 Orange(RAL2011/P)
 - 4 Yellow(RAL1018/A)
 - 5 Green(RAL6018/T)
 - 6 Blue (RAL5015/A)
 - 8 Grey(RAL7035/D)
- G: Pb<40000ppm
- 0000: "@ " Logo (Standard)
 - 000A: "ANYTEK" Mark
 - Any special item by customer request. please contact sales department.

N = Number of poles
 Dim A=Nx5.08+1.0
 Dim B=(N-1)x5.08
 Dim C=Nx5.08+2.1

	Dim A	Dim B	Dim C
2-6p	±0.10	±0.15	±0.15
7-12p	±0.20	±0.20	±0.20
13-16p	±0.30	±0.25	±0.25
17-24p	±0.40	±0.35	±0.35

ANYTEK				CUSTOMER COPY			
ALL RIGHTS RESERVED. REPRODUCTION OR ISSUE TO THIRD PARTIES IN ANY FORM WHATSOEVER IS NOT PERMITTED WITHOUT WRITTEN AUTHORITY FROM THE PROPRIETOR. PROPERTY OF ANYTEK TECHNOLOGY CO., LTD							
TITLE		KV 5.08 SERIES (Flange With Nut & High profile)					
PART NO.		KVxx50x5xxxxG			DWG NO.		8KV0006
APPROVED	CHECKED	DESIGNED	DRAWN	CUST NO.		Tolerance	
		Kind	Kind			UNIT: mm	X. ±0.50
		2009.12.15	2009.08.10			SCALE: 2/1	X.X ±0.30
				SHEET: 01/01		REV.: B	X.XX ±0.10
							X° ±1°