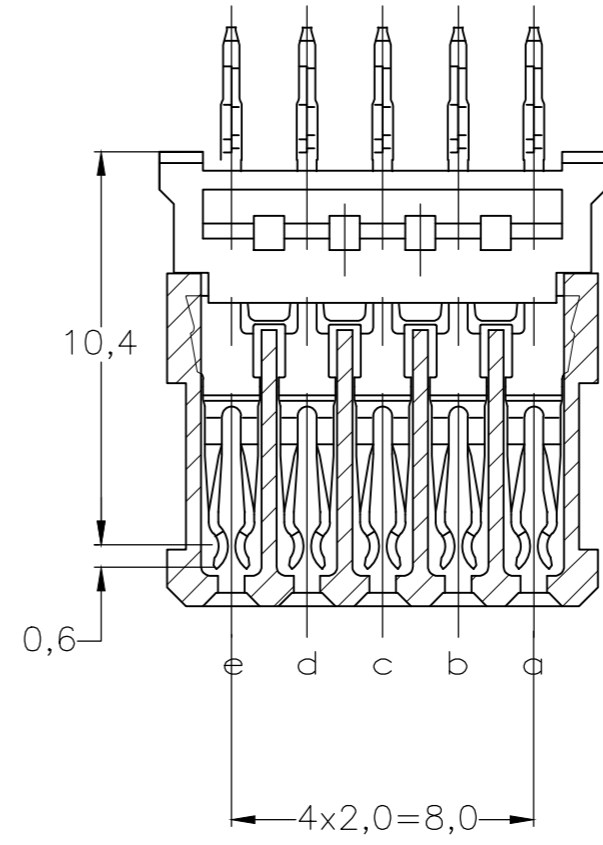
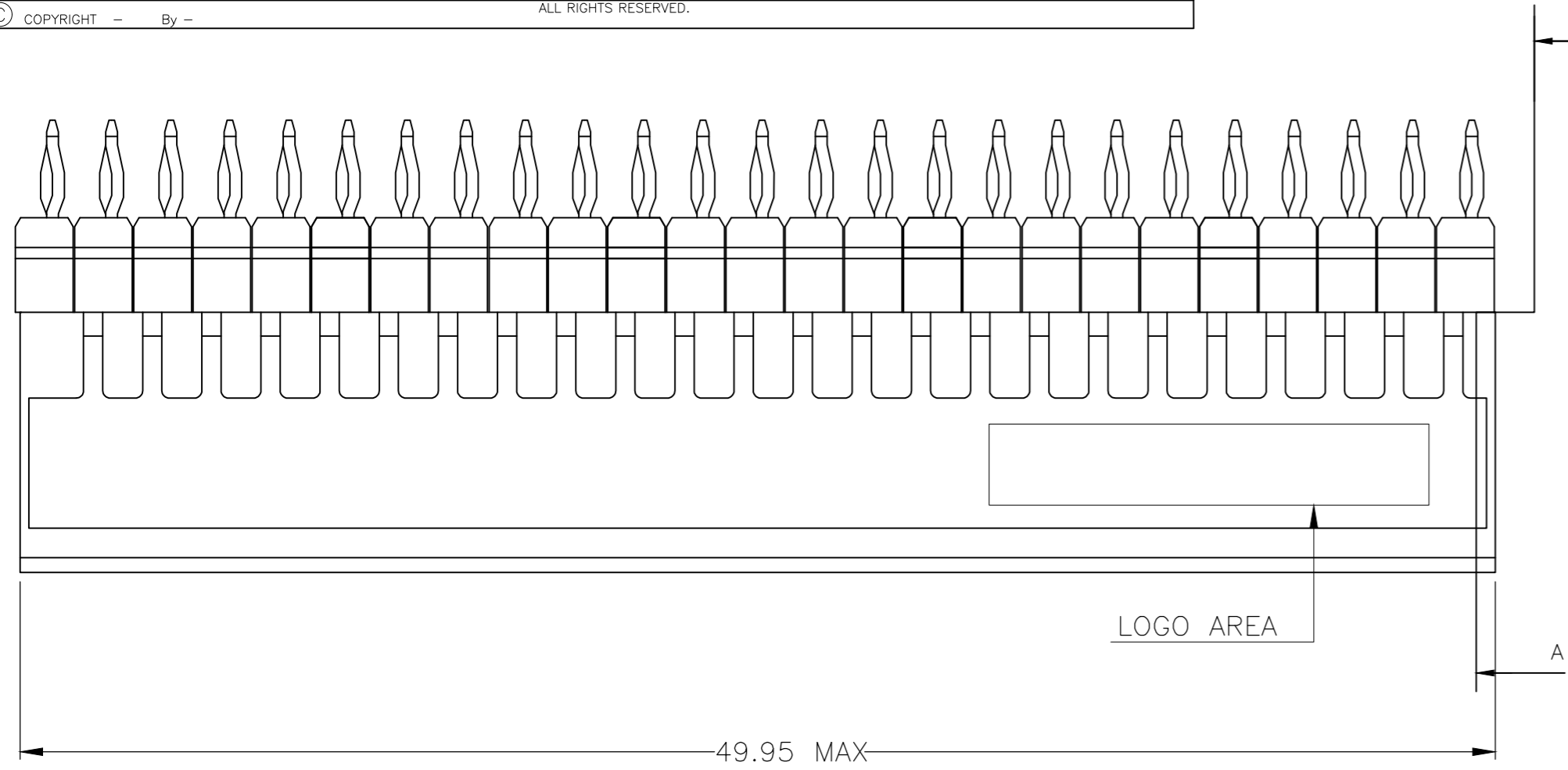
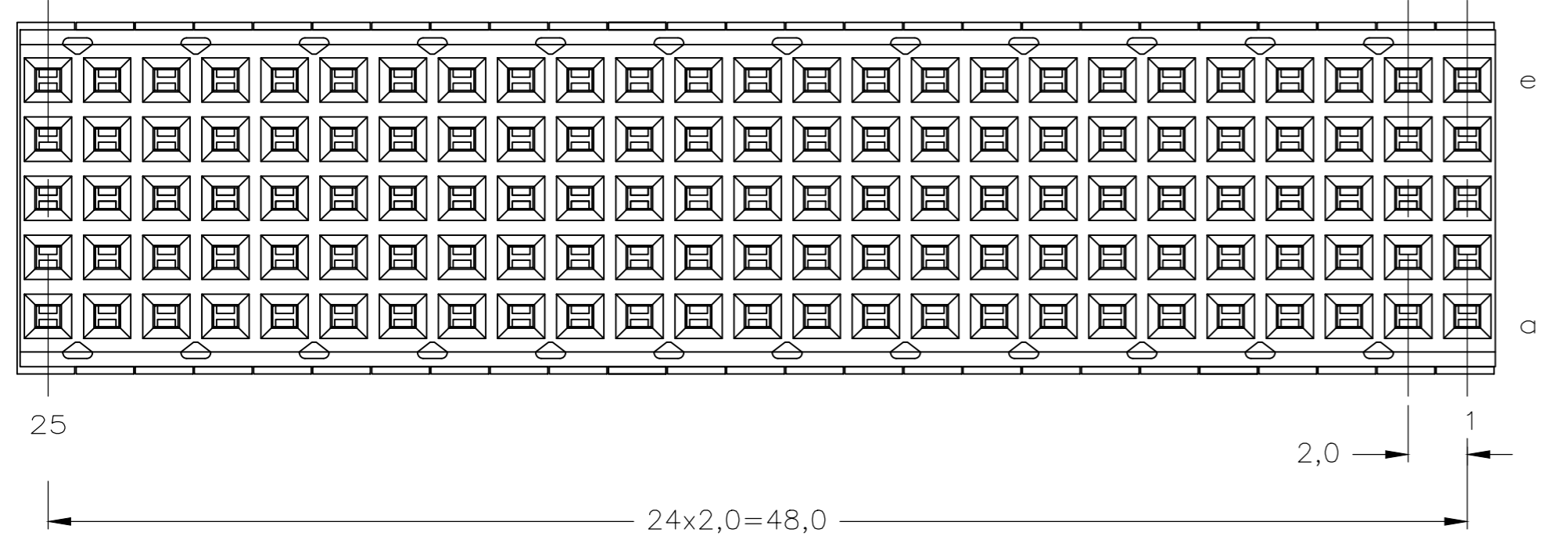


THIS DRAWING IS UNPUBLISHED. RELEASED FOR PUBLICATION
 © COPYRIGHT - By - ALL RIGHTS RESERVED.

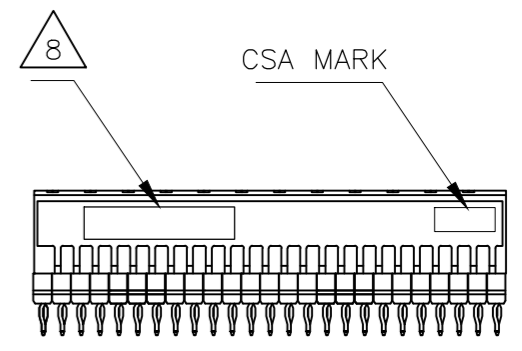
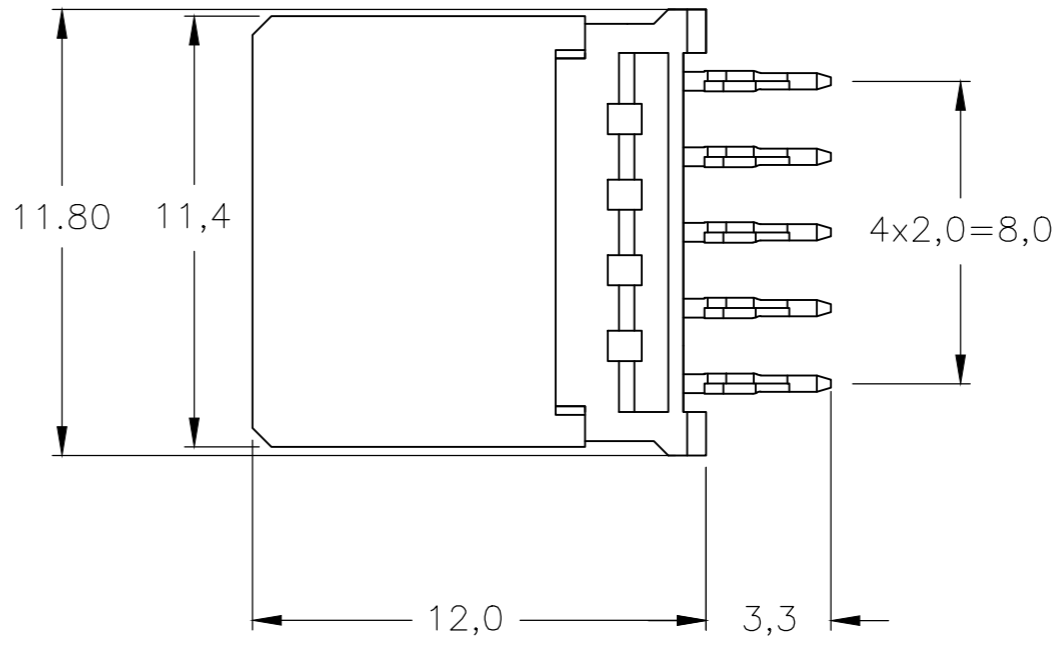
| REVISIONS | | | | | |
|-----------|-----|---------------------------|-----------|-----|------|
| P | LTR | DESCRIPTION | DATE | DWN | APVD |
| J | | REVISED PER ECO-19-002730 | 05MAR2019 | A.S | H.L |



SECTION A-A




VIEW M



NOTES:

- 1 MATERIAL CONTACT: PHOSPHORBRONZE
MATERIAL HOUSING: GLASSFILLED POLYESTER
UL-RATING 94V0 (GRAY).
- 2 GENERAL PLATING SPECIFICATION: UNDERPLATING (ENTIRE CONTACT):
1,27µm NICKEL MIN. AND ACTION PIN: 0,5µm TIN MIN.
FOR PLATING OF MATING SURFACES SEE APPLICABLE
SPECIFICATION REFERENCE FOR EACH DASH NUMBER.
- 3 CONFORMS TO ALL TESTING ACCORDING IEC 61076-4-101
PERFORMANCE LEVEL 2.
- 4 CONFORMS TO ALL TESTING ACCORDING IEC 61076-4-101
PERFORMANCE LEVEL 1.
- 5 CONNECTOR TESTED AND QUALIFIED AGAINST TELCORDIA GR-1217-CORE
QUALITY LEVEL III, CENTRAL OFFICE APPLICATIONS.
- 6 CONNECTOR TESTED AND QUALIFIED AGAINST TELCORDIA GR-1217-CORE
QUALITY LEVEL III, UNCONTROLLED ENVIRONMENT APPLICATIONS.
- 7 CONNECTOR LUBRICATED WITH TELCORDIA GR-1217-CORE
APPROVED LUBRICANT.
- 8 CONNECTOR PRINTED WITH PARTNUMBER AND DATECODE.
- 9 PLATED-THROUGH HOLES AT 2x2mm SQUARE GRID (125 HOLES).
- 10 HOLES IN ROW f AND z FOR POSSIBLE FUTURE USE OF
GROUND RETURN SHIELD. (SHIELDS NOT YET TOOLED)
- 11 0.76µm MIN GOLD PLATING AT MATING SURFACE.



P.C.B. HOLE DIM. ACTION PIN
FOR DETAILS SEE
APPLICATION SPECIFICATION

| | | | | |
|----------|----------|---|--|-------------|
| OBSOLETE | 3 | | | 3-5106774-0 |
| OBSOLETE | 2 | 6 | | 1-5106774-9 |
| OBSOLETE | 2 | 6 | | 5106774-9 |
| OBSOLETE | 2 | 6 | | 5106774-4 |
| | 2 | 3 | | 5106774-1 |
| | FINISH | | | PARTNUMBER |
| | MATERIAL | | | |

| | | | | | |
|--|---|------------------|-----------|--|---------------|
| THIS DRAWING IS A CONTROLLED DOCUMENT. | | DWN | 13AUG2004 | TE Connectivity | |
| DIMENSIONS: mm | | CHK | 27OCT2004 | Z-PACK 2mm HM TYPE B 125 POS. VERTICAL FEMALE CONNECTOR ASSEMBLY | |
| TOLERANCES UNLESS OTHERWISE SPECIFIED: | | APVD | 27OCT2004 | NAME | |
| 0-PLC | ± | PRODUCT SPEC | | SIZE | CAGE CODE |
| 1-PLC | ± | 108-19082 | | DRAWING NO | RESTRICTED TO |
| 2-PLC | ± | 114-19029 | | SCALE | SHEET |
| 3-PLC | ± | 0.00000 | | 5:1 | 1 of 1 |
| 4-PLC | ± | | | | REV |
| ANGLES | ± | | | | J |
| MATERIAL | | CUSTOMER DRAWING | | | |
| FINISH | | | | | |