

10091767 - X 0 C - X X X L F

6-COLUMN DIFFERENTIAL SIGNAL

LEAD-FREE DESIGNATION ONLY WITH APPLICABLE PLATING CODES

LETTER	PERFORMANCE-BASED PLATING (SEE NOTE 2)	
	TARGET APPLICATION	LEAD FREE (LF)
B	TELCORDIA CO	NO
C	TELCORDIA UE	NO
D	TELCORDIA CO	YES
E	TELCORDIA UE	YES

NUMBER	PIN STYLE, HEIGHT
0	STANDARD GUIDE PIN MACHINED, 31.6mm
4	STANDARD GUIDE PIN MACHINED, 25.7mm

MODULE DESCRIPTION	LETTER DESIGNATION REPRESENTED IN DASH NUMBER										BASE MODULE
	J	A	B	C	D	E	F	G	H		
LEFT POLARIZING GUIDANCE MODULE (SEE SHEET 3)											
RIGHT POLARIZING GUIDANCE MODULE (SEE SHEET 4)											
OPEN MODULE (TWO WALL) (SEE SHEET 2)	0 (ZERO)										
LEFT WALL MODULE (SEE SHEET 5)	L										
RIGHT WALL MODULE (SEE SHEET 6)	M										
FOUR WALL MODULE (SEE SHEET 7)	1										

NUMBER	CONTACT MATING WIPE LENGTH		COMPLIANT PIN DRILL SIZE
	SIGNAL	WIDE GROUND	
1	2	4	Ø0.55 [0.0217"]
2	3	4	Ø0.55 [0.0217"]
3	2	4	Ø0.45 [0.0177"]
4	3	4	Ø0.45 [0.0177"]
5	2	3	Ø0.55 [0.0217"]
6	3	3	Ø0.55 [0.0217"]
7	2	3	Ø0.45 [0.0177"]
8	3	3	Ø0.45 [0.0177"]

	GROUNDED	UNGROUNDED
FINISHED	Ø2.35-2.55	Ø2.35-2.55
PAD	Ø5.50	N/A
PLATED	YES	NO
DRILL (mm/in)	2.58 / .1015	2.44 / .096

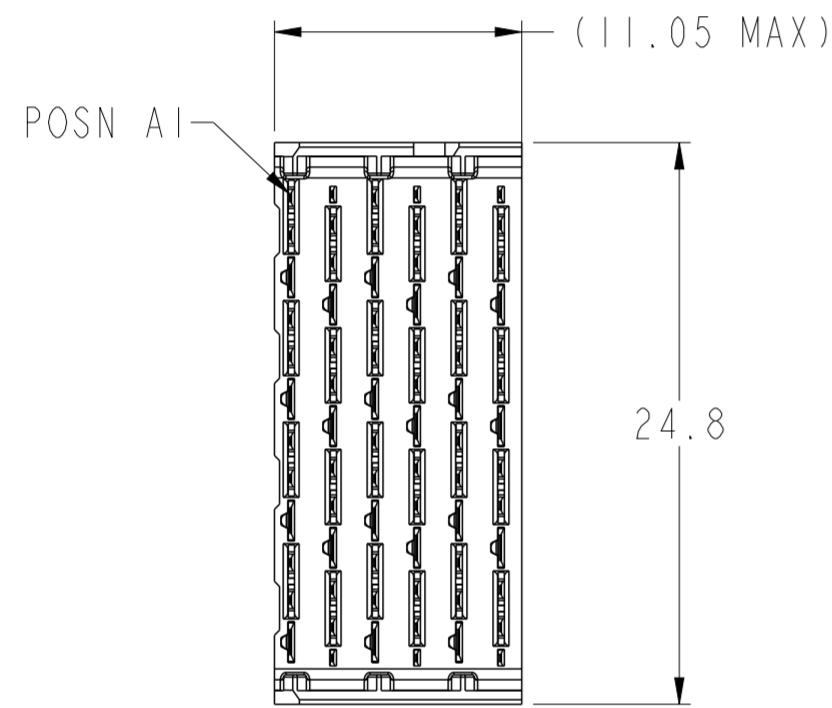
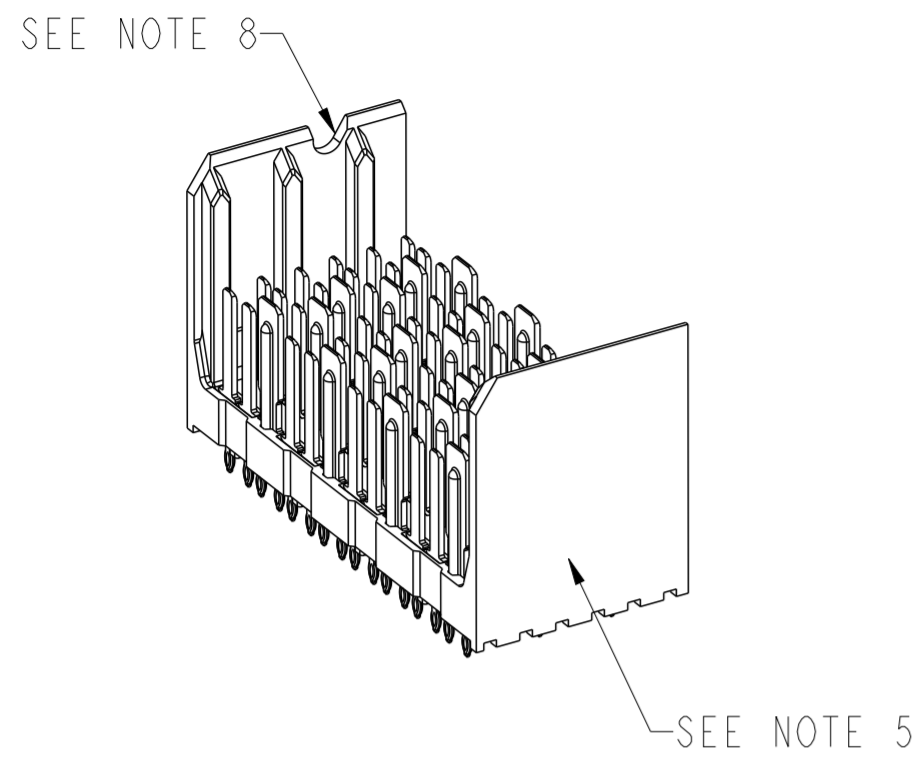
SCREW P/N	DESCRIPTION	BOARD THICKNESS
10091790-002LF	#2-56 X .375" PHILLIPS PANHEAD W/SQ CONICAL WASHER	1.60 - 5.00
10091790-003LF	#2-56 X .500" PHILLIPS PANHEAD W/SQ CONICAL WASHER	5.00 - 10.00

spec ref	SEE NOTES	dr	Jim Swain	2009/03/03	projection	MM	size	A2	scale	4:1
tolerance std	ASME Y14.5	eng	Michael Song	2016/06/01		←	ecn no	ELX-DG-24191-1		
	TOLERANCES UNLESS OTHERWISE SPECIFIED	chr	Heaven Cen	2016/06/08			rel level	Released		
surface	linear	appr	Pai-Ming Zheng	2016/06/15	product family	XCede		sig no	10091767	
	angular							rev	G	
									cat. no.	SEE P/N TREE
										Product - Customer Drw
										sheet 1 of 8

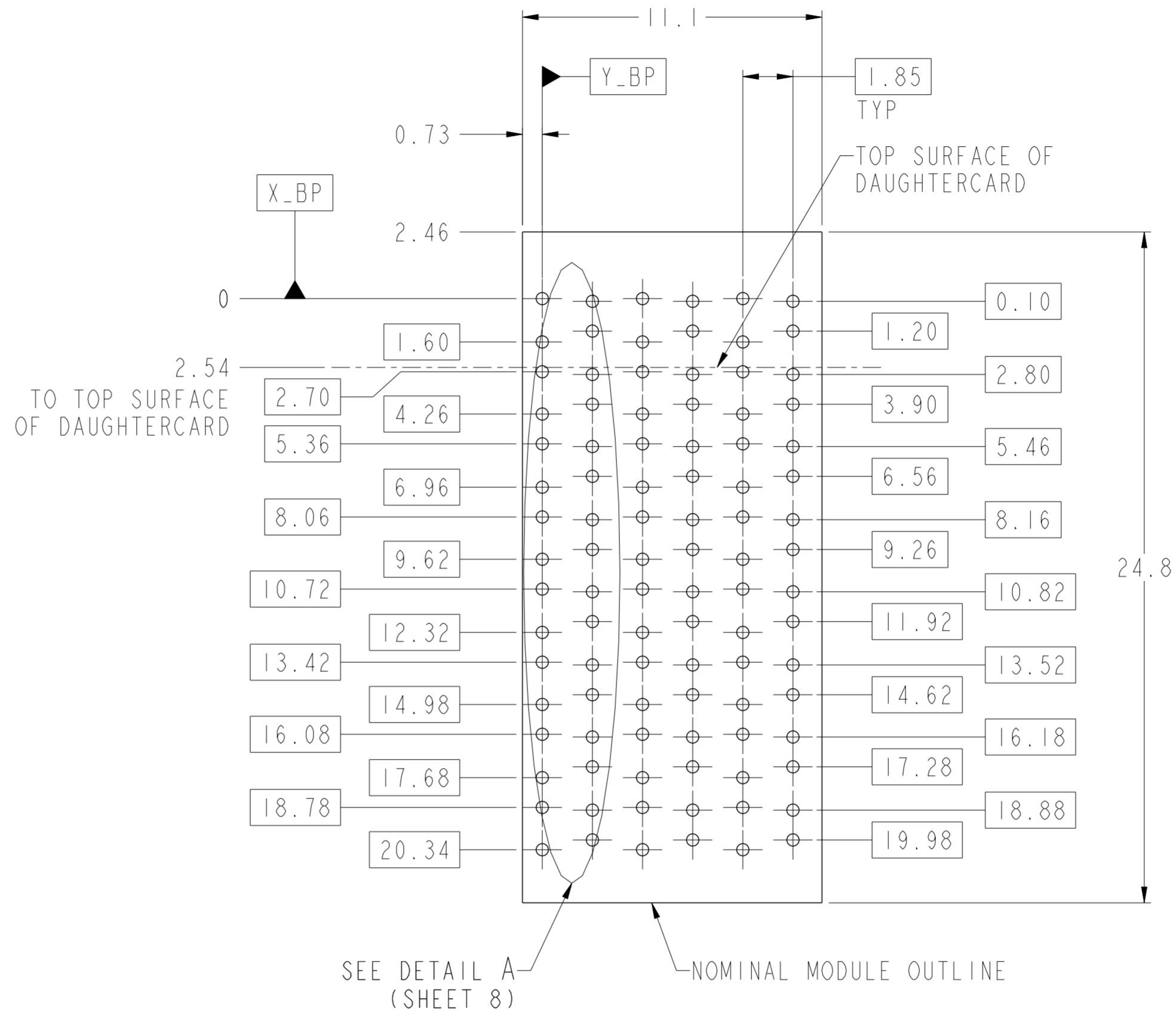
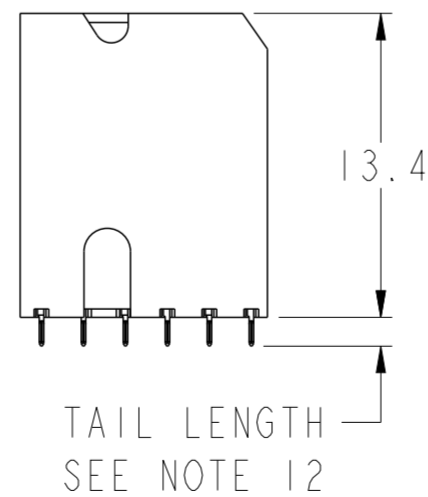
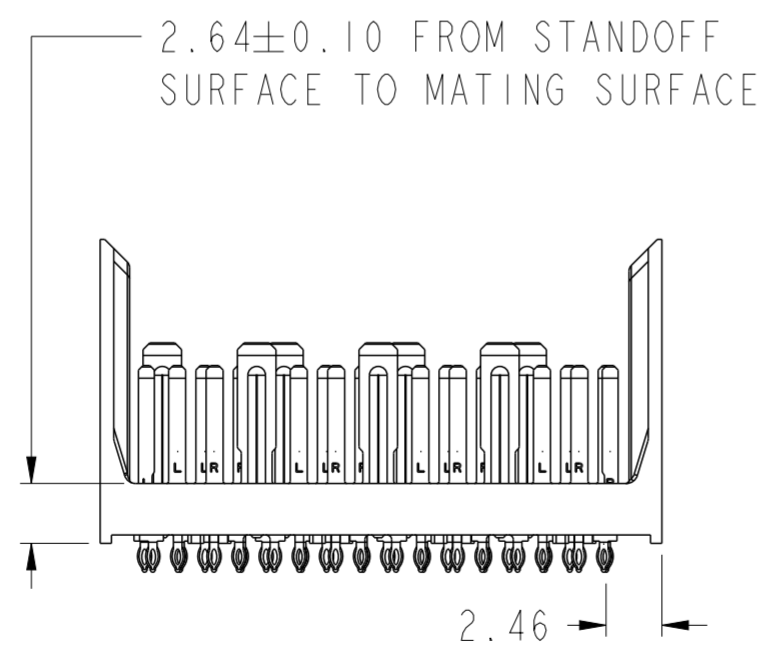
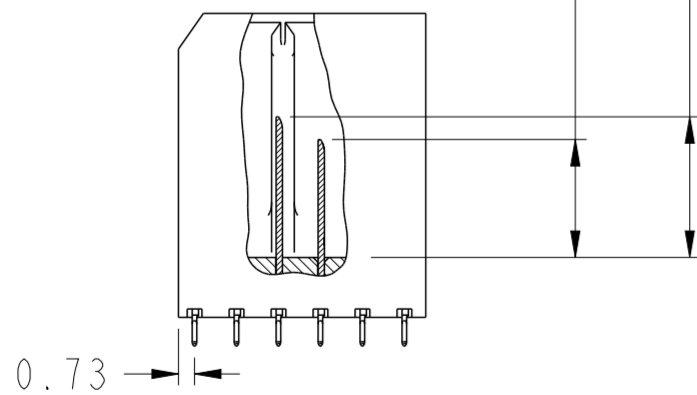
Amphenol FCI

© 2016 AFCI

OPEN (2-WALL) MODULE

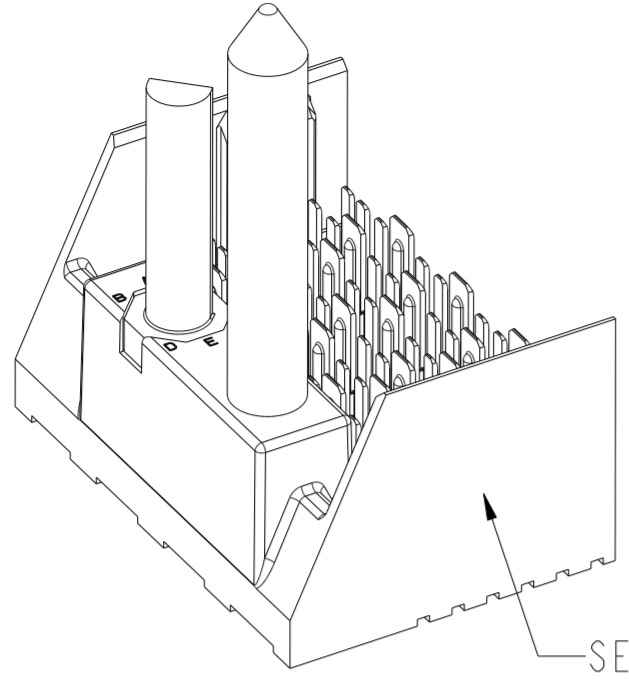


- 6.2 (4MM WIPE WIDE GROUNDS)
- 5.2 (3MM WIPE WIDE GROUNDS)
- 5.2 (3MM SMALL END GROUNDS)
- 5.2 (3MM WIPE SIGNALS)
- 4.2 (2MM WIPE SIGNALS)
- SEE P/N TREE

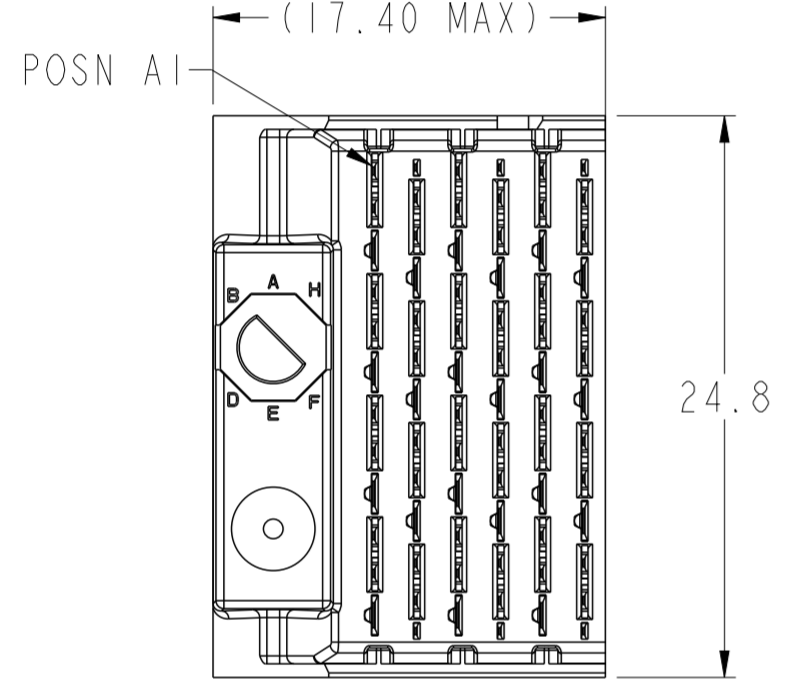


spec ref	SEE NOTES	dr	Jim Swain	2009/03/03	projection	MM	size	A2	scale	3:1		
tolerance std	TOLERANCES UNLESS OTHERWISE SPECIFIED	eng	Michael Song	2016/06/01			ecn no	ELX-DG-24191-1				
ASME Y14.5		chr	Heaven Cen	2016/06/08			rel level	Released				
		appr	Pai-Ming Zheng	2016/06/15			product family	XCede				
surface	linear	0.X	±0.2		MODULE ASSEMBLY VERTICAL HEADER, 6-COLUMN, 4-PAIR	dwg no 10091767	rev G					
		0.XX	±0.10					cat. no.	SEE P/N TREE	Product - Customer Drw	sheet 2 of 8	
ASME Y14.5	angular	0.0XX	±0.050									
		0.XXX	±0.050									
		angular	0°									

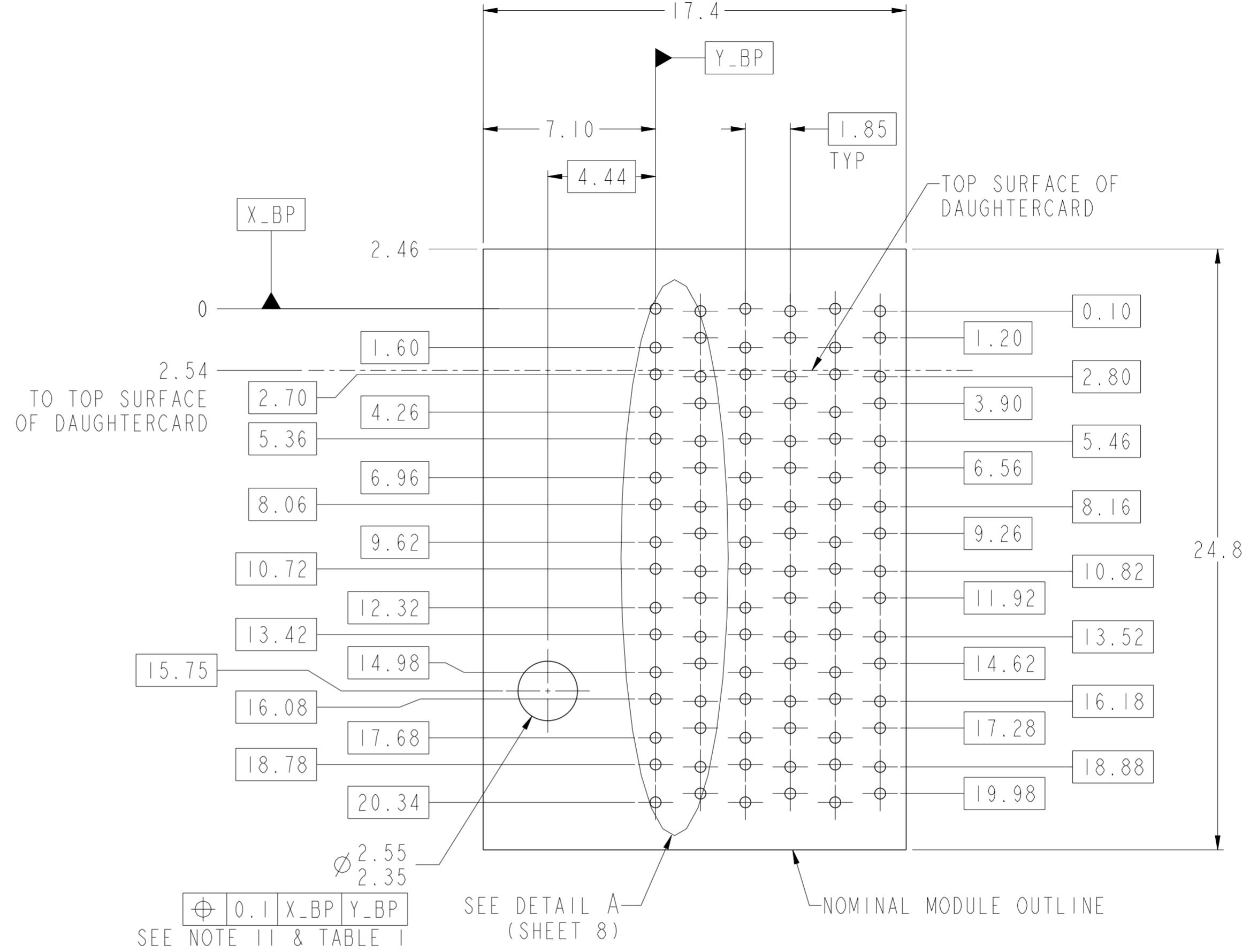
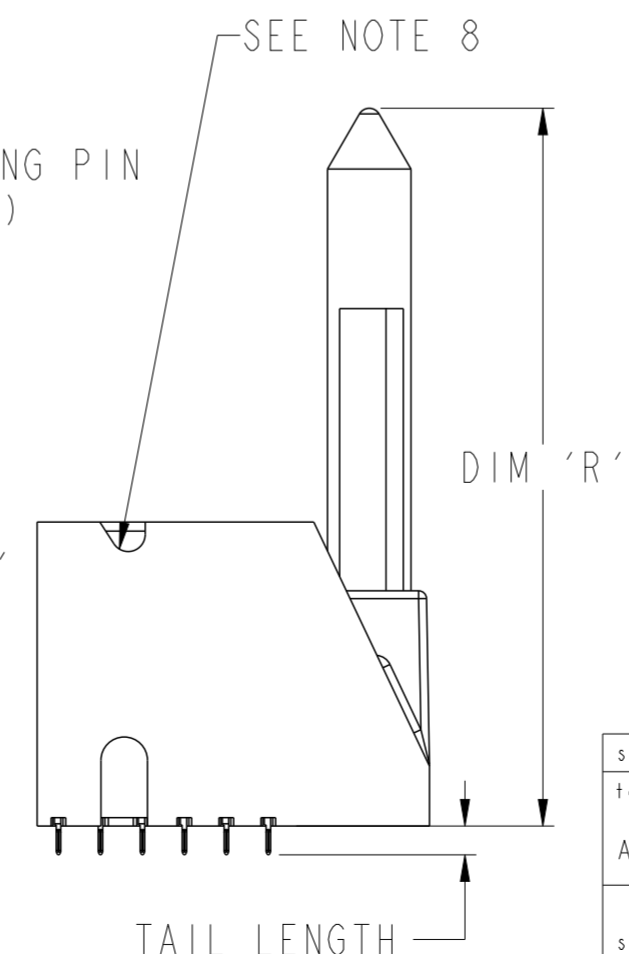
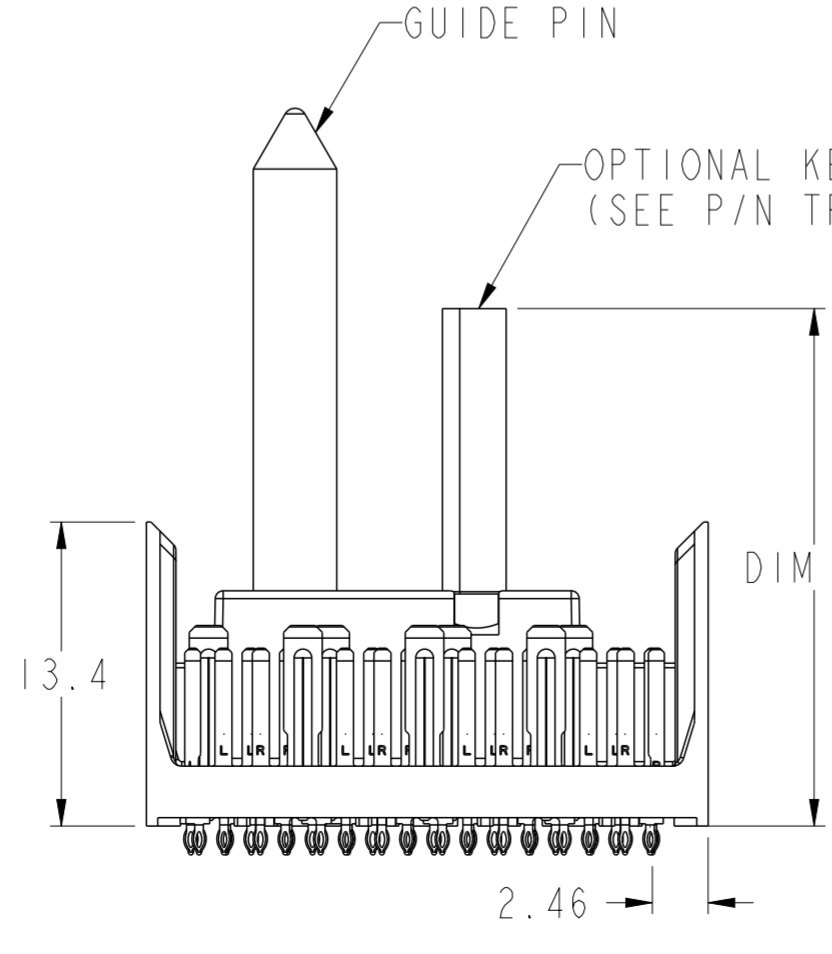
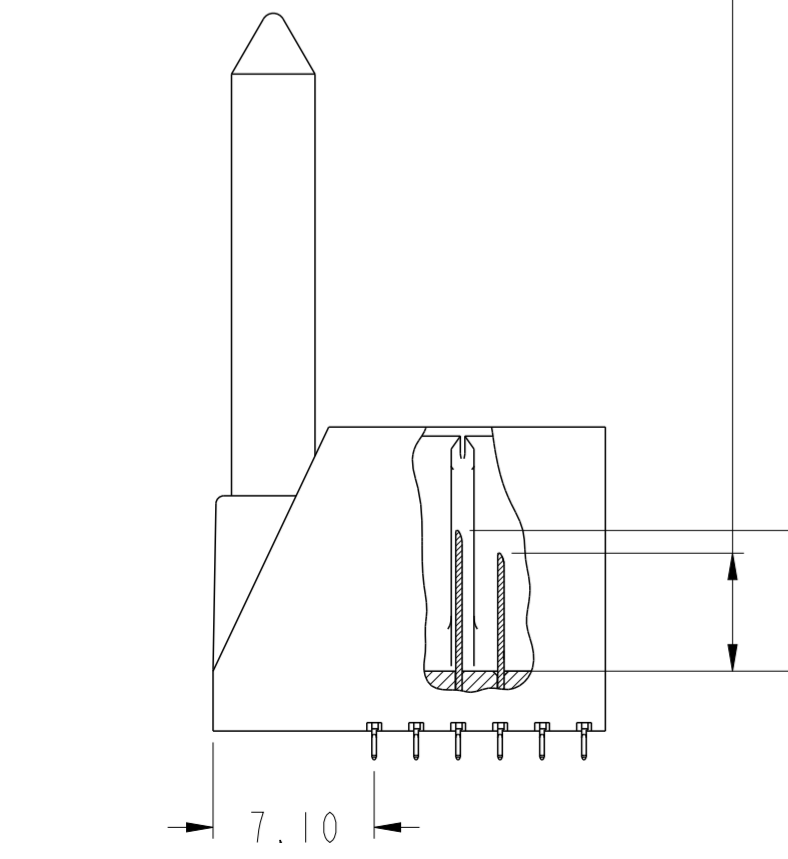
LEFT POLARIZING/GUIDE MODULE



SEE NOTE 5



- 6.2 (4MM WIPE WIDE GROUNDS)
 - 5.2 (3MM WIPE WIDE GROUNDS)
 - 5.2 (3MM SMALL END GROUNDS)
 - 5.2 (3MM WIPE SIGNALS)
 - 4.2 (2MM WIPE SIGNALS)
- SEE P/N TREE



SEE NOTE 11 & TABLE 1

⊕ 0.1	X_BP	Y_BP
-------	------	------

SEE DETAIL A (SHEET 8)

NOMINAL MODULE OUTLINE

PCB HOLE PATTERN COMPONENT SIDE SCALE 6:1

ASSEMBLY BASE CONFIGURATION END DASH NO.	GUIDE PIN	POLARIZING KEY
	DIM 'R'	DIM 'S'
-X0X	31.6mm	22.8mm
-X4X	25.7mm	20.0mm

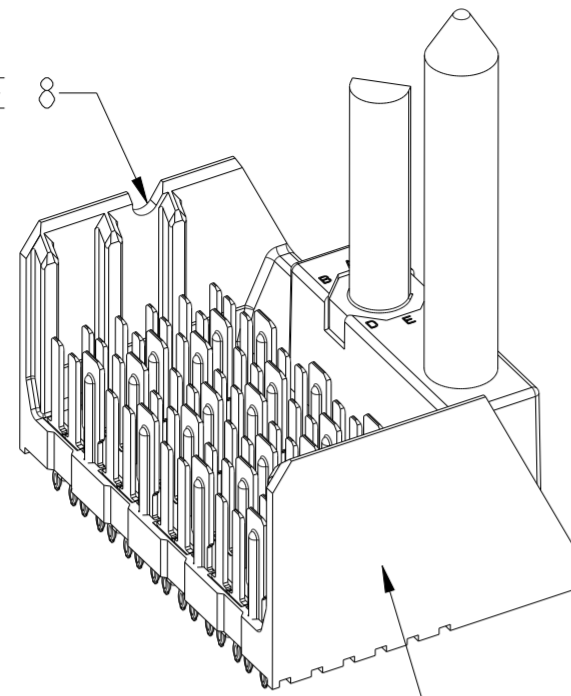
spec ref	SEE NOTES	dr	Jim Swain	2009/03/03	projection	MM	size	A2	scale	3:1
tolerance std	ASME Y14.5	eng	Michael Song	2016/06/01			ecn no	ELX-DG-24191-1		
TOLERANCES UNLESS OTHERWISE SPECIFIED		chr	Heaven Cen	2016/06/08			rel level	Released		
surface	linear	0.X	±0.2		product family	XCode	rel level	Released		
ASME Y14.5	angular	0.XX	±0.10		cat. no.	SEE P/N TREE	Product - Customer Drw	sheet 3 of 8	rev	G
		0.XXX	±0.050		title	MODULE ASSEMBLY		dwg no	10091767	

Amphenol FCI

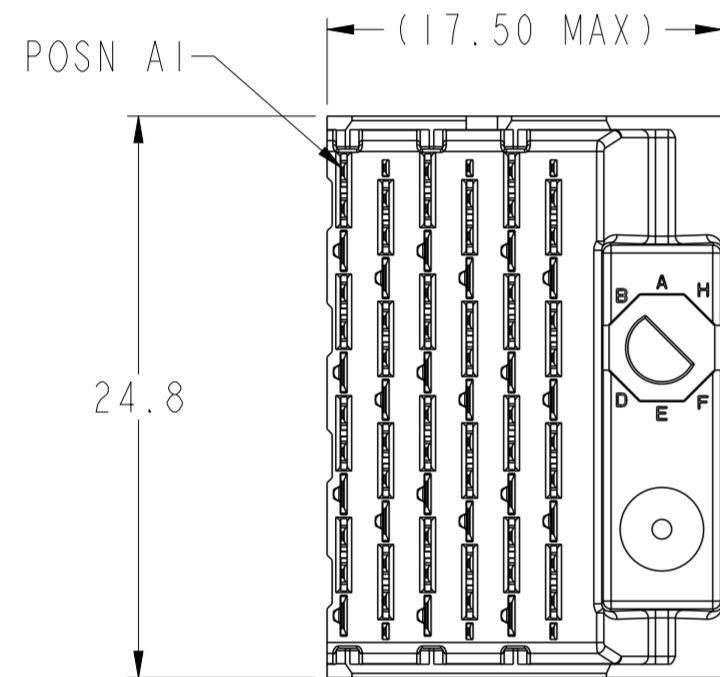
© 2016 AFCI

RIGHT POLARIZING/GUIDE MODULE

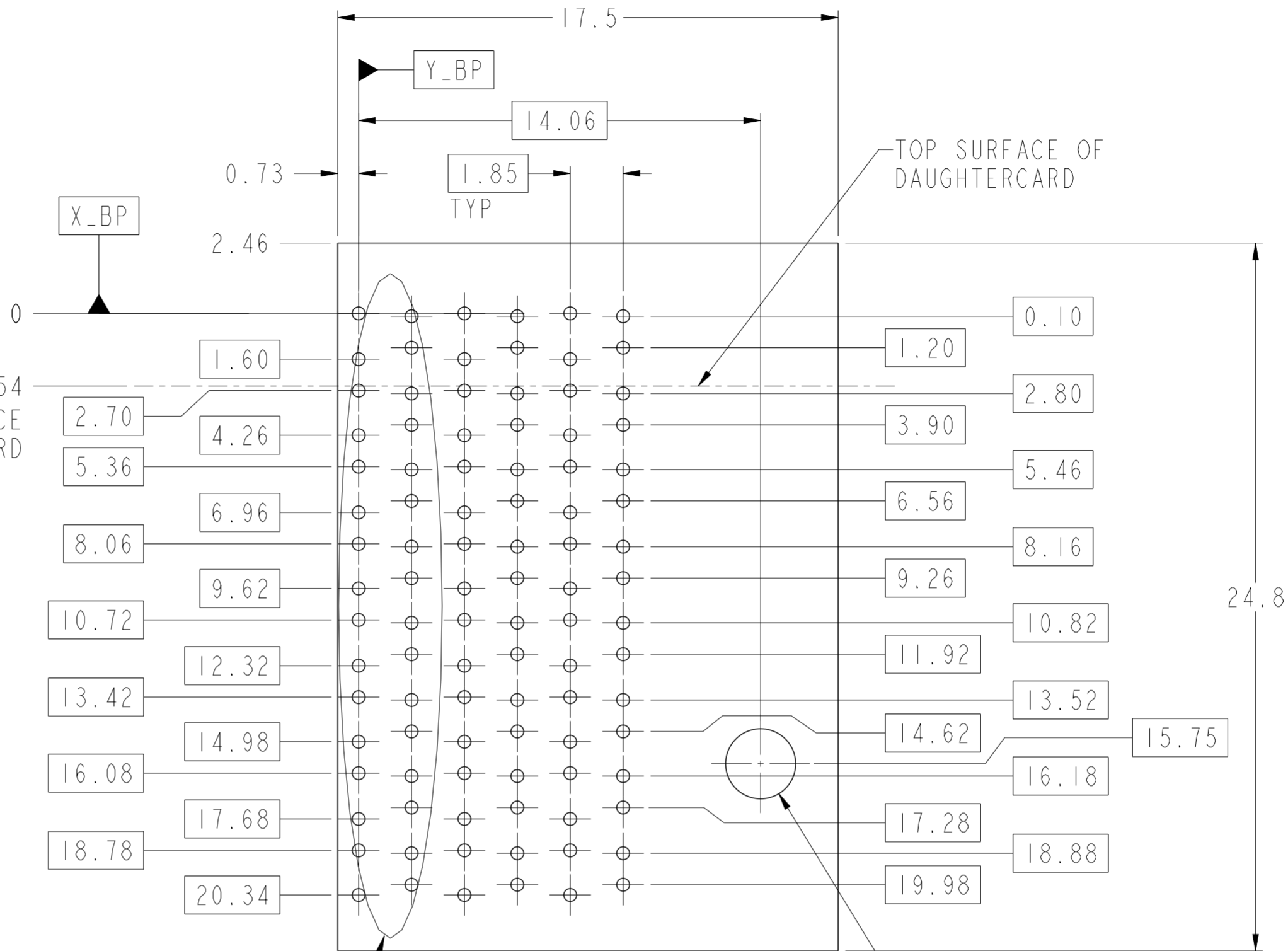
SEE NOTE 8



SEE NOTE 5



2.54
TO TOP SURFACE
OF DAUGHTERCARD

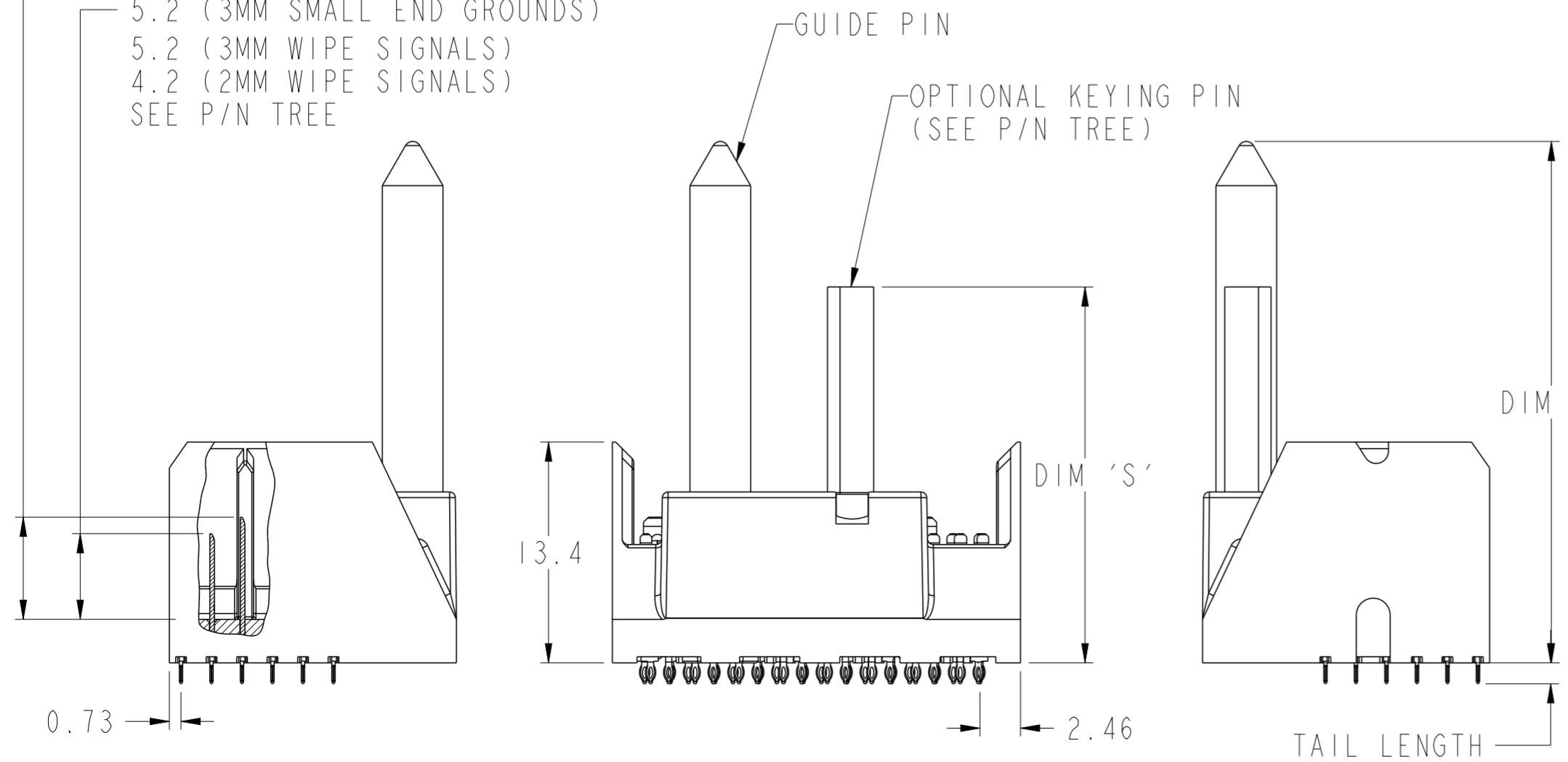


SEE DETAIL A
(SHEET 8)

NOMINAL MODULE OUTLINE
PCB HOLE PATTERN
COMPONENT SIDE
SCALE 6:1

⊕ ⌀0.10 X_BP Y_BP
SEE NOTE 11 & TABLE 1

- 6.2 (4MM WIPE WIDE GROUNDS)
- 5.2 (3MM WIPE WIDE GROUNDS)
- 5.2 (3MM SMALL END GROUNDS)
- 5.2 (3MM WIPE SIGNALS)
- 4.2 (2MM WIPE SIGNALS)
- SEE P/N TREE



ASSEMBLY BASE CONFIGURATION END DASH NO.	GUIDE PIN	POLARIZING KEY
	DIM 'R'	DIM 'S'
-X0X	31.6mm	22.8mm
-X4X	25.7mm	20.0mm

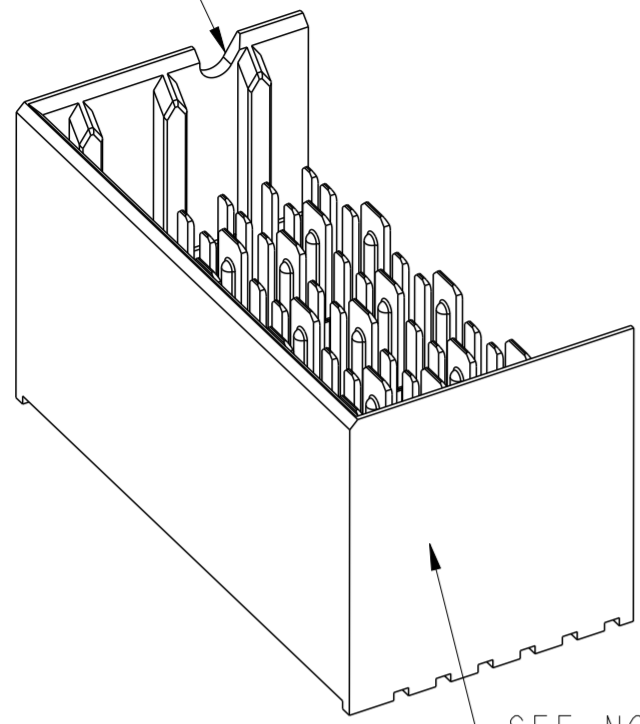
spec ref	SEE NOTES	dr	Jim Swain	2009/03/03	projection	MM	size	A2	scale	3:1
tolerance std	TOLERANCES UNLESS OTHERWISE SPECIFIED	eng	Michael Song	2016/06/01			ecn no	ELX-DG-24191-1	rel level	Released
ASME Y14.5		chr	Heaven Cen	2016/06/08						
surface	linear	0.X	±0.2		MODULE ASSEMBLY		dwg no	10091767	rev	G
		0.XX	±0.10		VERTICAL HEADER, 6-COLUMN, 4-PAIR					
	angular	0.XXX	±0.050		cat. no.	SEE P/N TREE				
ASME Y14.5		0°	±	PDS: Rev : G		STATUS: Released		Printed: Jun 15, 2016		

Amphenol FCI

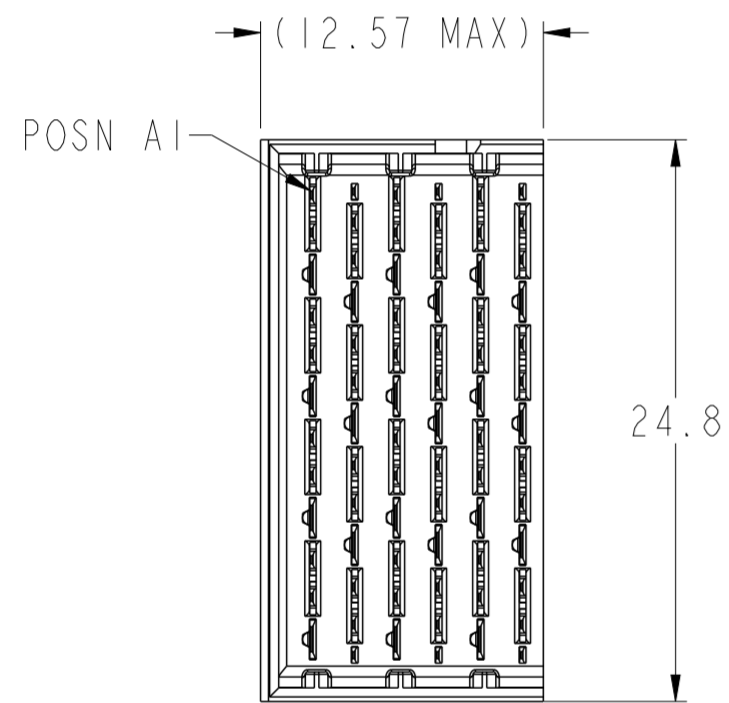
© 2016 AFCI

LEFT WALL MODULE

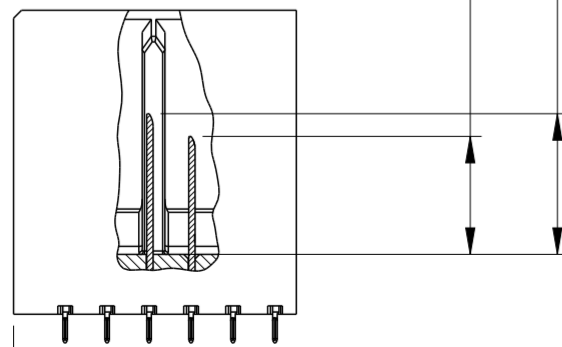
SEE NOTE 8



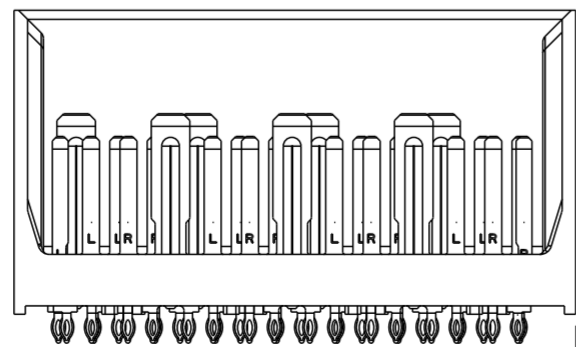
SEE NOTE 5



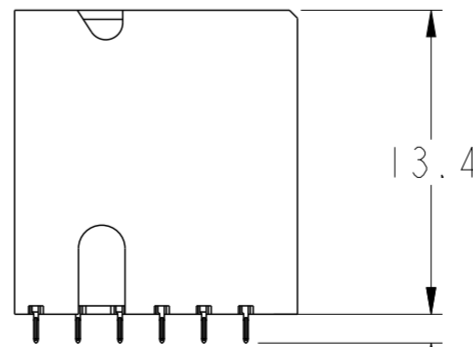
- 6.2 (4MM WIPE WIDE GROUNDS)
- 5.2 (3MM WIPE WIDE GROUNDS)
- 5.2 (3MM SMALL END GROUNDS)
- 5.2 (3MM WIPE SIGNALS)
- 4.2 (2MM WIPE SIGNALS)
- SEE P/N TREE



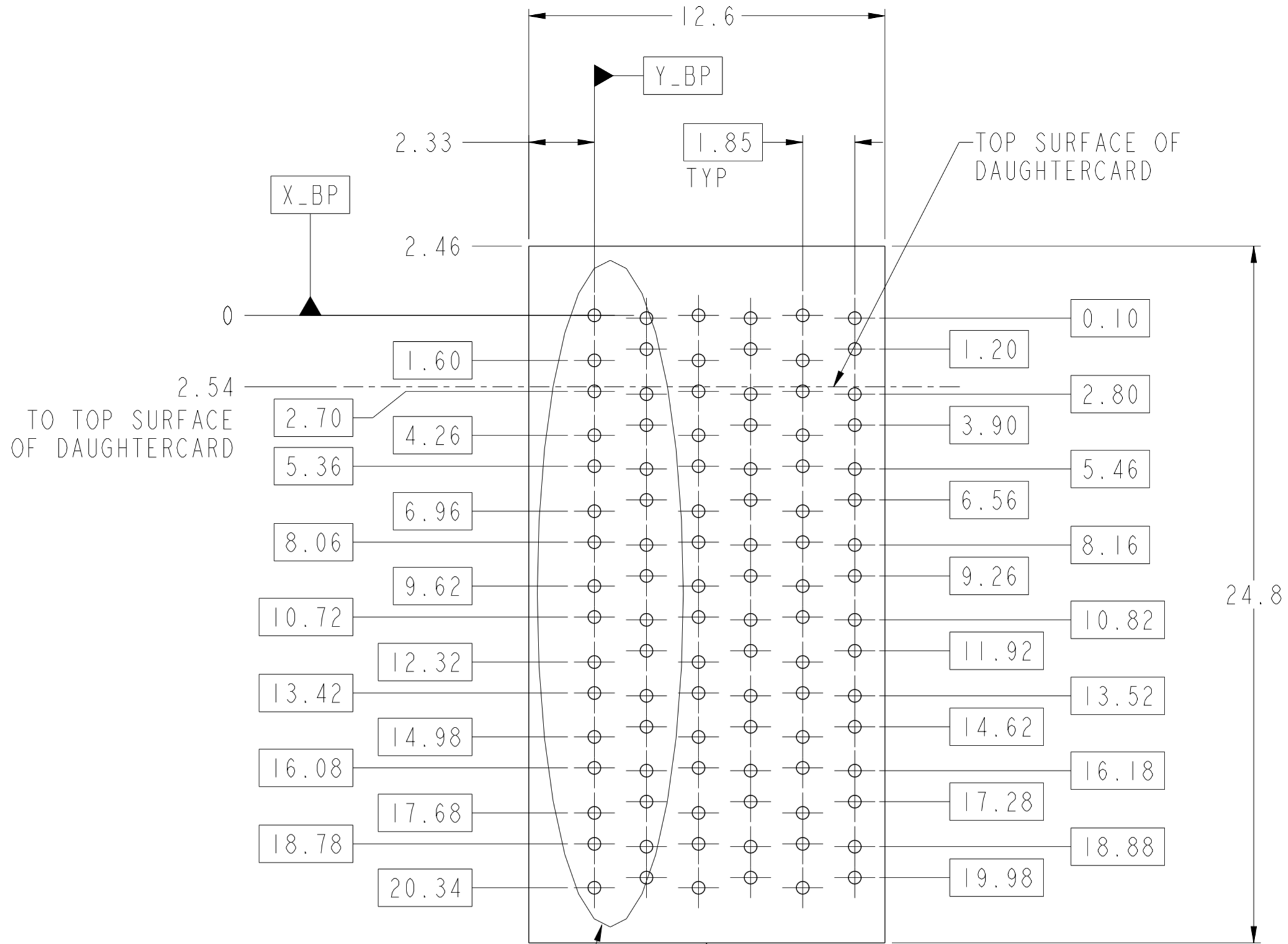
2.33



2.46



TAIL LENGTH
SEE NOTE 12



SEE DETAIL A (SHEET 8)

PCB HOLE PATTERN
COMPONENT SIDE
SCALE 6:1

spec ref	SEE NOTES	dr	Jim Swain	2009/03/03	projection	MM	size	A2	scale	3:1					
tolerance std	TOLERANCES UNLESS OTHERWISE SPECIFIED	eng	Michael Song	2016/06/01			ecn no	ELX-DG-24191-1	rel level	Released					
ASME Y14.5		chr	Heaven Cen	2016/06/08			product family	XCede							
surface	linear	0.X	±0.2		MODULE ASSEMBLY VERTICAL HEADER, 6-COLUMN, 4-PAIR	cat. no. SEE P/N TREE	Product - Customer Drw	sheet 5 of 8	surface	0.XX	±0.10				
		0.XXX	±0.050						surface	0°	±°	dwg no	10091767	rev	G
ASME Y14.5	angular	0°	±°												

PDS: Rev :G

STATUS:Released

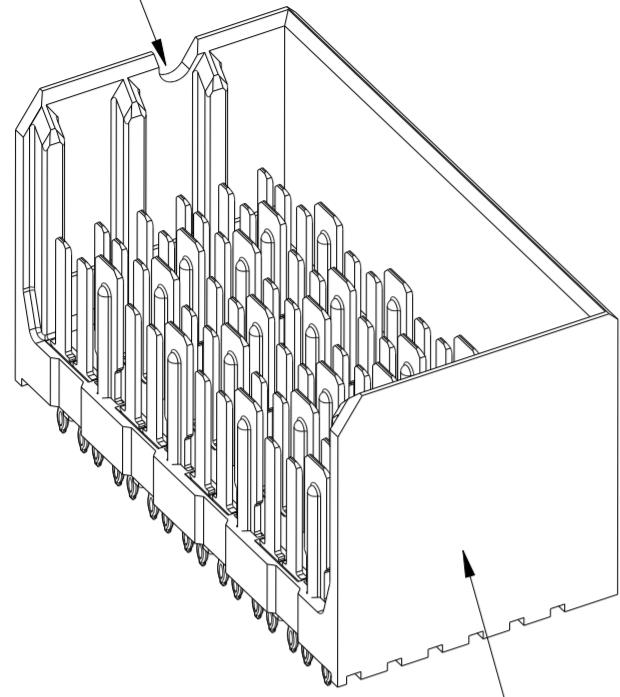
Printed: Jun 15, 2016

Amphenol FCI

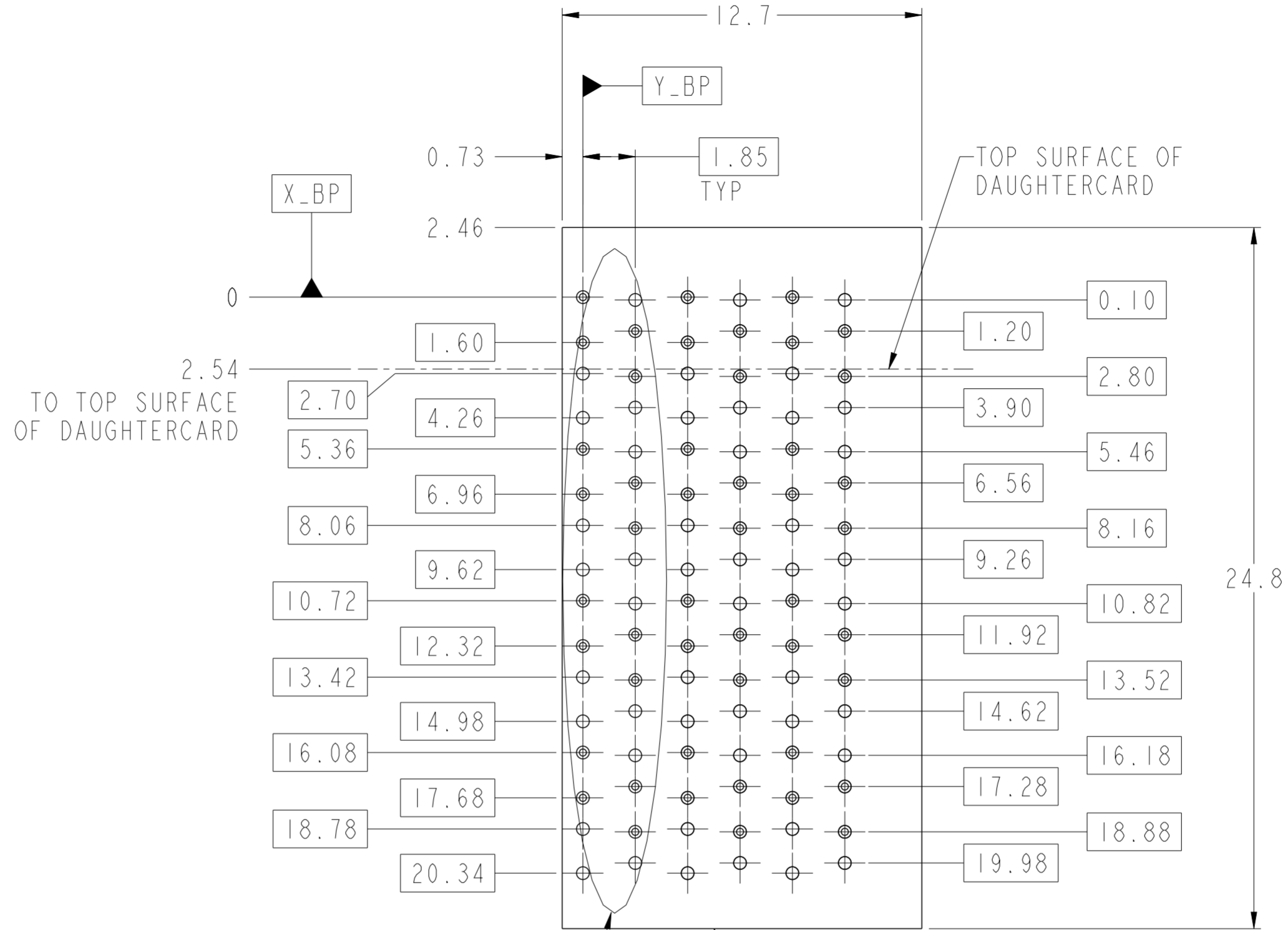
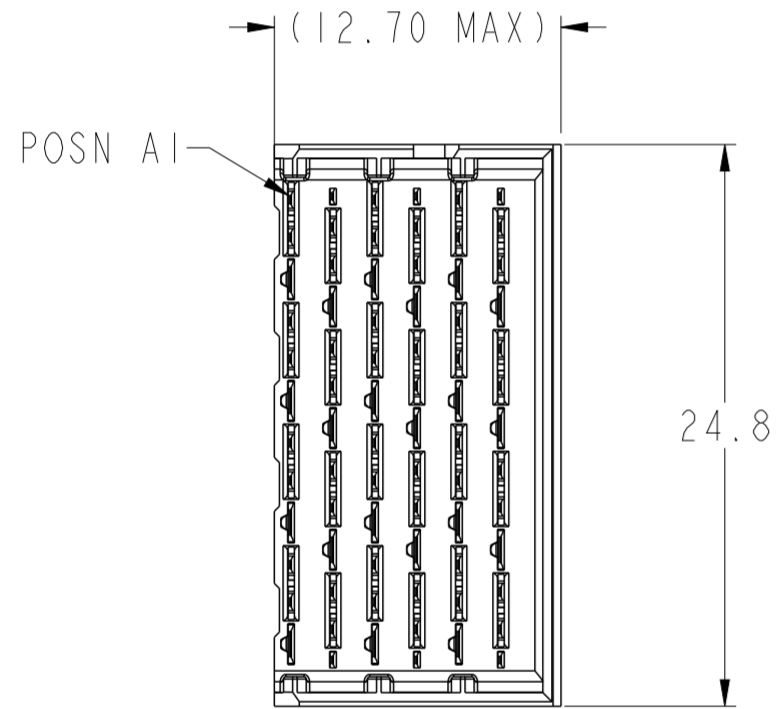
© 2016 AFCI

RIGHT WALL MODULE

SEE NOTE 8



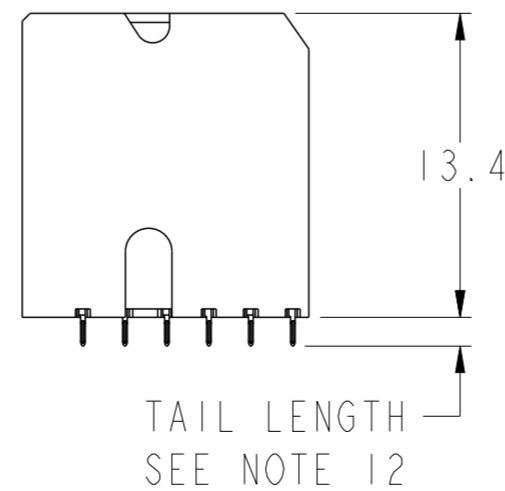
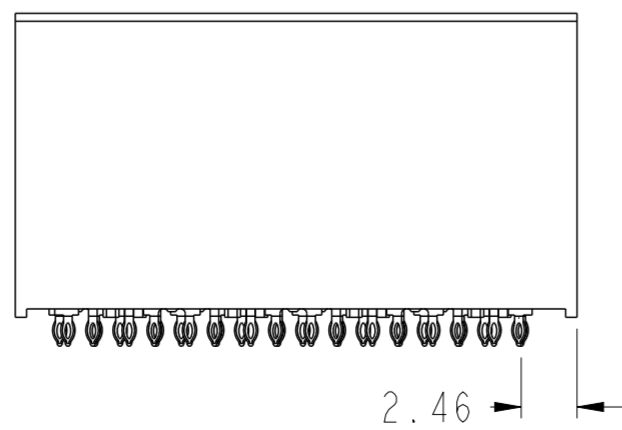
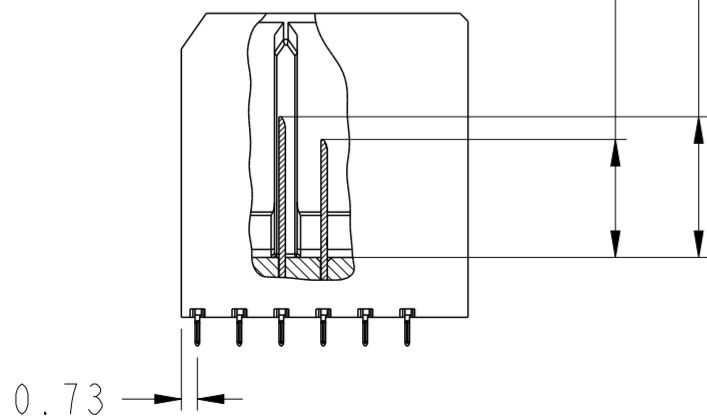
SEE NOTE 5



SEE DETAIL A (SHEET 8)

PCB HOLE PATTERN
COMPONENT SIDE
SCALE 6:1

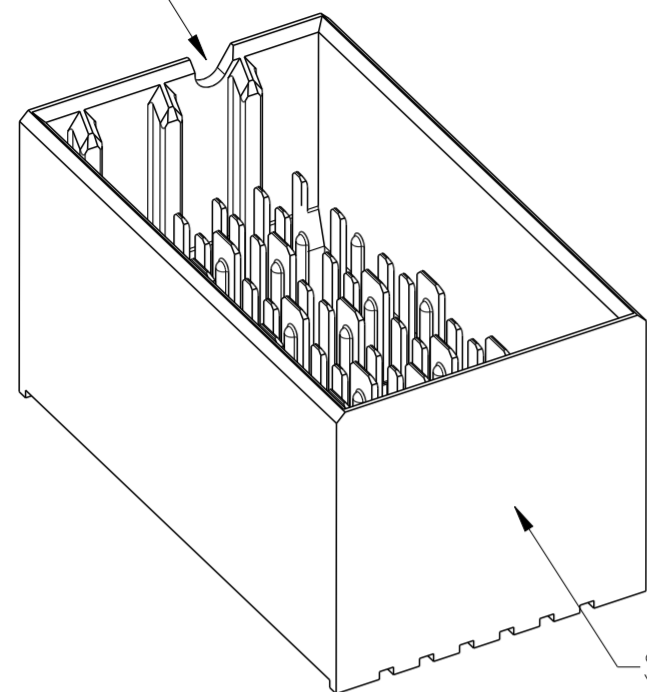
- 6.2 (4MM WIPE WIDE GROUNDS)
 - 5.2 (3MM WIPE WIDE GROUNDS)
 - 5.2 (3MM SMALL END GROUNDS)
 - 5.2 (3MM WIPE SIGNALS)
 - 4.2 (2MM WIPE SIGNALS)
- SEE P/N TREE



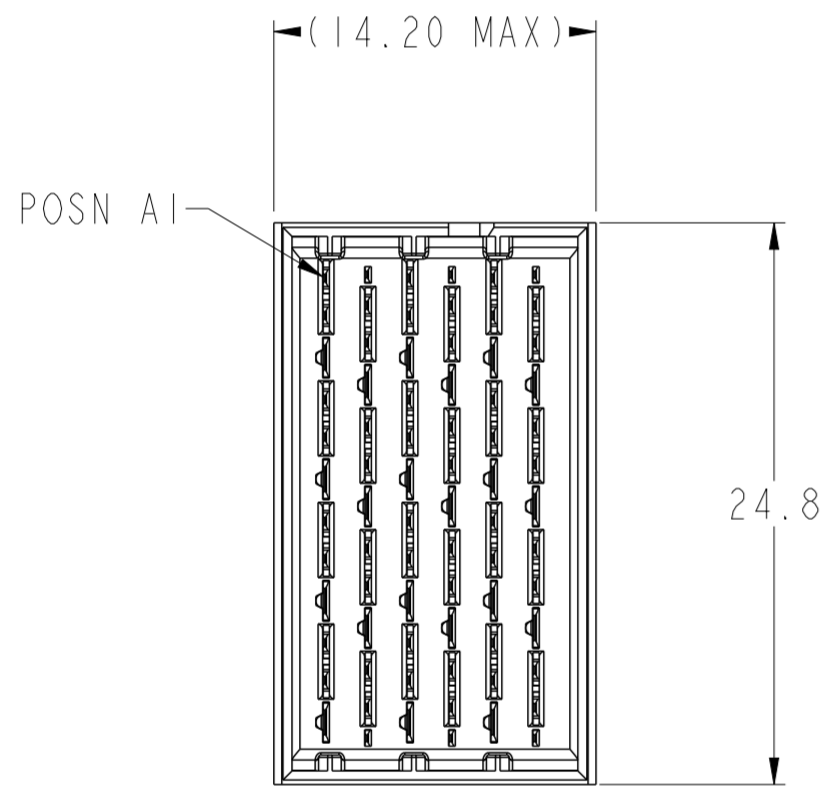
spec ref	SEE NOTES	dr	Jim Swain	2009/03/03	projection	MM	size	A2	scale	3:1
tolerance std	ASME Y14.5	eng	Michael Song	2016/06/01			ecn no	ELX-DG-24191-1		
TOLERANCES UNLESS OTHERWISE SPECIFIED		chr	Heaven Cen	2016/06/08			rel level	Released		
surface	linear	appr	Pei-Ming Zheng	2016/06/15	product family	XCede	rel level	Released		
ASME Y14.5	angular			MODULE ASSEMBLY VERTICAL HEADER, 6-COLUMN, 4-PAIR	cat. no. SEE P/N TREE	Product - Customer Drw	dwg no 10091767	rev G	sheet 6 of 8	

4-WALL MODULE

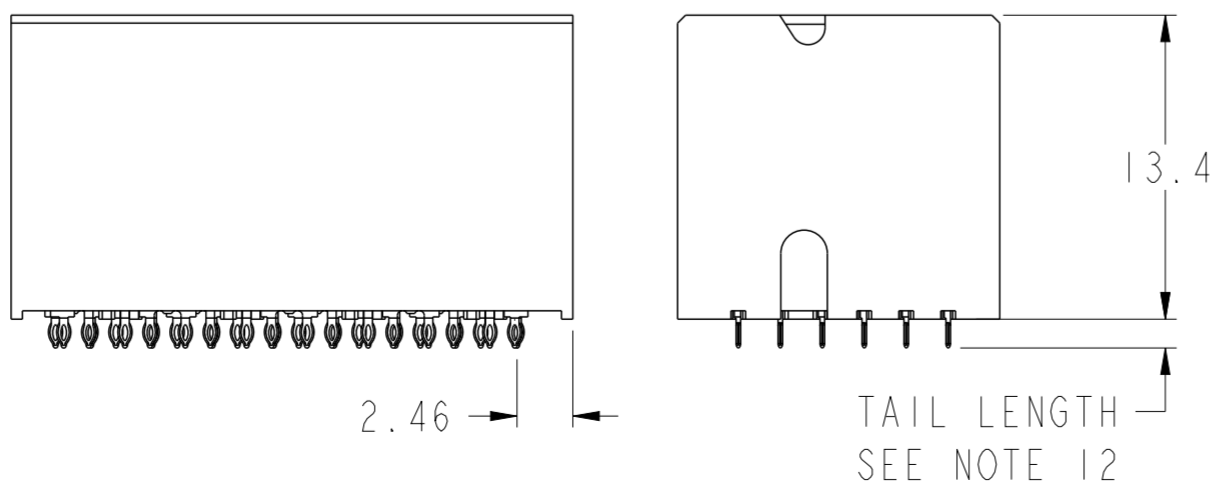
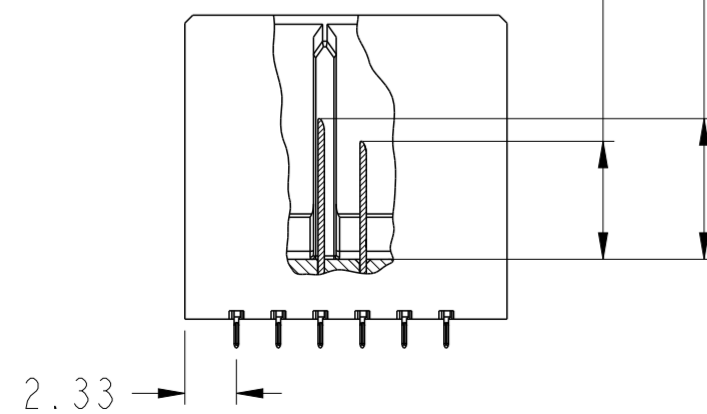
SEE NOTE 8



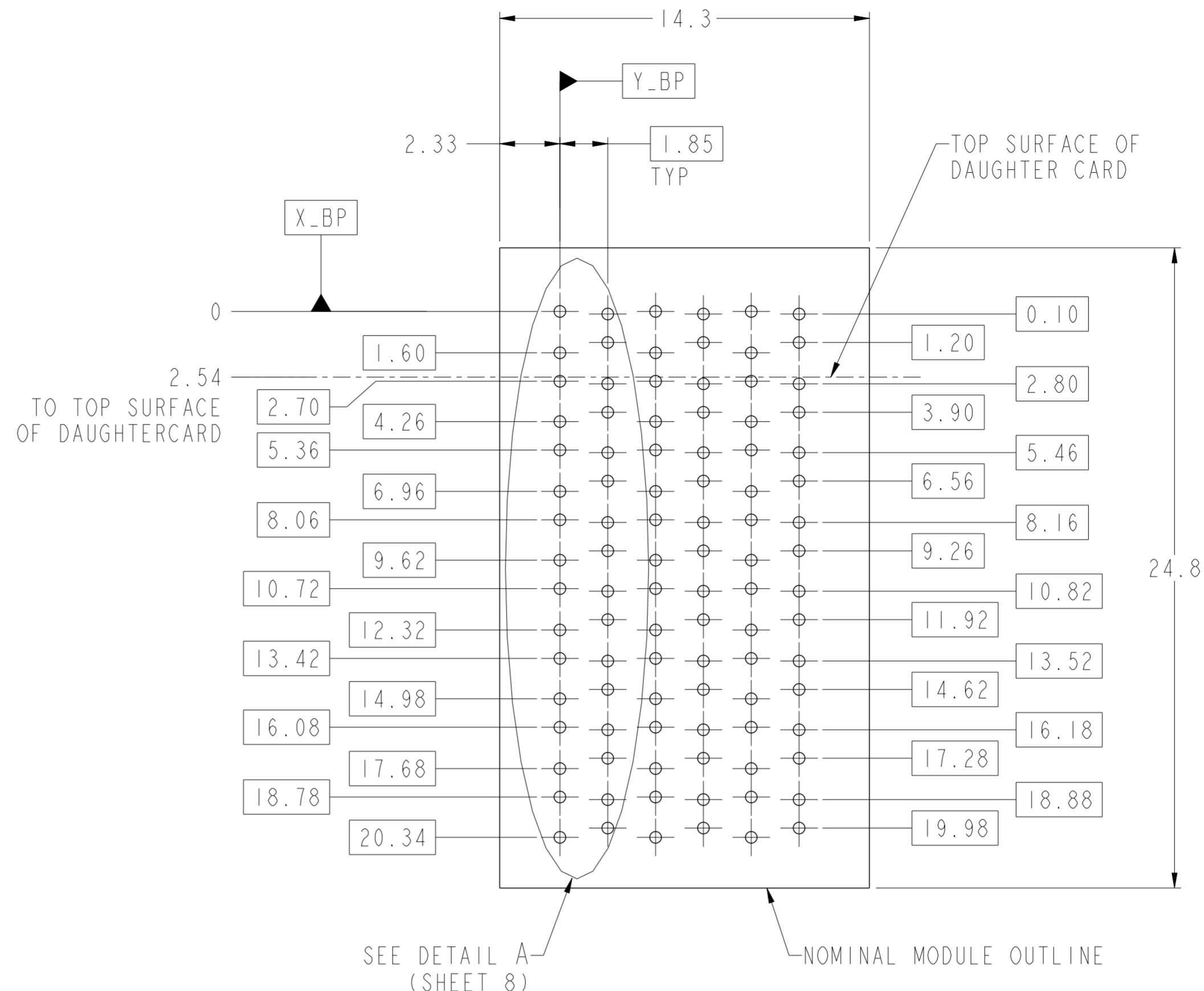
SEE NOTE 5



- 6.2 (4MM WIPE WIDE GROUNDS)
- 5.2 (3MM WIPE WIDE GROUNDS)
- 5.2 (3MM SMALL END GROUNDS)
- 5.2 (3MM WIPE SIGNALS)
- 4.2 (2MM WIPE SIGNALS)
- SEE P/N TREE



TAIL LENGTH
SEE NOTE 12



SEE DETAIL A (SHEET 8) NOMINAL MODULE OUTLINE

PCB HOLE PATTERN
COMPONENT SIDE
SCALE 6:1

spec ref	SEE NOTES	dr	Jim Swain	2009/03/03	projection	MM	size	A2	scale	4:1
tolerance std	TOLERANCES UNLESS OTHERWISE SPECIFIED	eng	Michael Song	2016/06/01			ecn no	ELX-DG-24191-1	rel level	Released
ASME Y14.5		chr	Heaven Cen	2016/06/08						
surface	linear	0.X	±0.2		MODULE ASSEMBLY VERTICAL HEADER, 6-COLUMN, 4-PAIR	cat. no.	Product - Customer Drw	sheet 7 of 8	rev G	
		0.XX	±0.10							
		0.XXX	±0.050							
ASME Y14.5	angular	0°	±°							

TABLE 3: PTH AND PAD SIZES WITH REFERENCE TO COMPLIANT PIN DRILL		
COMPLIANT PIN DRILL	PTH	PAD
Ø0.55 [0.0217"]	Ø0.45±0.05	Ø0.85
Ø0.45 [0.0177"]	Ø0.36±0.05	Ø0.75

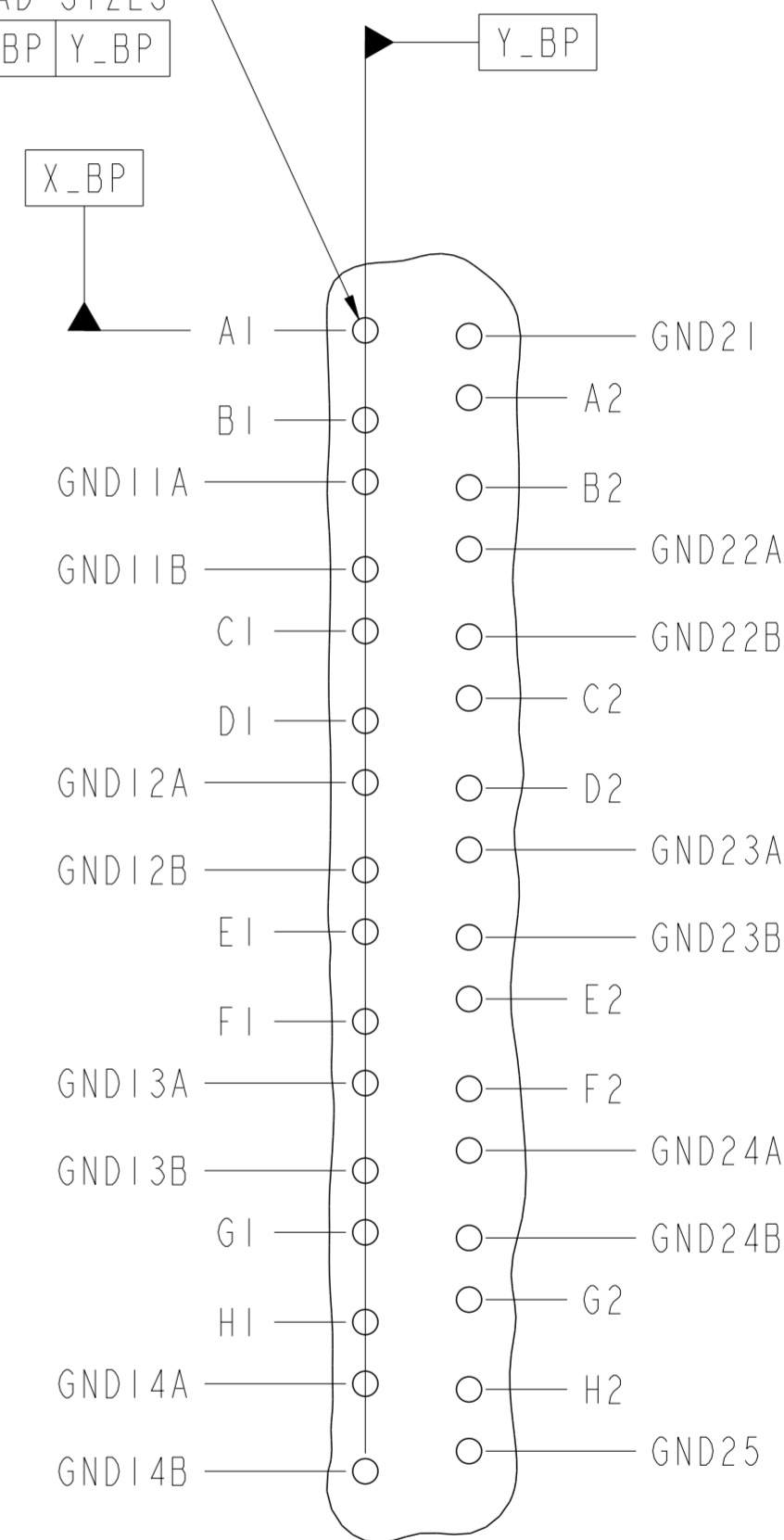

NOTES:

1. CONNECTOR MATERIALS
SHROUD: HIGH-TEMP THERMOPLASTIC, GRAY, UL94V-0
CONTACTS: HIGH PERFORMANCE COPPER ALLOY
2. CONTACT PLATING:

SEPARABLE INTERFACE: PERFORMANCE-BASED PLATING, QUALIFIED TO MEET THE REQUIREMENTS OF FCI PRODUCT SPECIFICATION GS-12-588, INCLUDING THE TELCORDIA GR-1217-CORE (NOVEMBER 1995) CENTRAL OFFICE (CO) OR UNCONTROLLED ENVIRONMENT (UE) TEST SEQUENCE AS NOTED IN P/N TREE.

PRESS-FIT TAILS: TIN OVER NICKEL (LF), OR TIN-LEAD ALLOY OVER NICKEL (NON-LF). SEE P/N TREE.
3. PRODUCT SPECIFICATION: GS-12-588
4. APPLICATION SPECIFICATION: GS-20-121
5. PRODUCT MARKING (PART NUMBER AND LOT CODE) ON THESE SURFACES.
6. HOUSING MUST WITHSTAND EXPOSURE TO 260°C PEAK TEMPERATURE FOR 40 SECONDS IN A CONVECTION, INFRA-RED, OR VAPOR-PHASE REFLOW OVEN.
7. PACKAGING MEETS GS-14-920 LEAD-FREE LABELING SPECIFICATION.
8. NOTCH INDICATES "ROW A" SIDE OF CONNECTOR.
9. SEE APPLICATION SPECIFICATION FOR ROUTING GUIDELINES, ADDITIONAL PTH GUIDELINES, MATED DIMENSIONS, GUIDE PN SELECTION, ETC.
10. SCREW IS OPTIONAL AND ENGAGES WITH BOTTOM OF GUIDE-PIN FROM BENEATH THE PCB FOR ADDITIONAL GUIDE-PIN SUPPORT.
11. OPTIONAL HOLE LOCATION FOR GROUNDED PIN OR ADDITIONAL GUIDE-PIN SUPPORT. SEE TABLE 1 ON SHEET 1 FOR ADDITIONAL DETAILS.
12. TAIL LENGTH=1.3mm FOR Ø0.55[0.0217"]COMPLIANT PIN DRILL
TAIL LENGTH=1.5mm FOR Ø0.45[0.0177"]COMPLIANT PIN DRILL

REFER TO TABLE 3 FOR PTH, DRILL & PAD SIZES



DETAIL A
SCALE 8:1

spec ref	SEE NOTES	dr	Jim Swain	2009/03/03	projection	MM	size	A2	scale	4:1				
tolerance std	TOLERANCES UNLESS OTHERWISE SPECIFIED	eng	Michael Song	2016/06/01			ecn no	ELX-DG-24191-1	product family - rel level Released	rev G				
ASME Y14.5		chr	Heaven Cen	2016/06/08			cat. no.	-			Product - Customer Drw	sheet 8 of 8		
surface	<table border="1"> <tr> <td rowspan="3">linear</td> <td>0.X</td> <td>±0.2</td> </tr> <tr> <td>0.XX</td> <td>±0.10</td> </tr> <tr> <td>0.XXX</td> <td>±0.050</td> </tr> <tr> <td>angular</td> <td>0°</td> <td>±°</td> </tr> </table>	linear	0.X	±0.2			0.XX	±0.10			0.XXX	±0.050	angular	0°
linear	0.X		±0.2											
	0.XX		±0.10											
	0.XXX	±0.050												
angular	0°	±°												