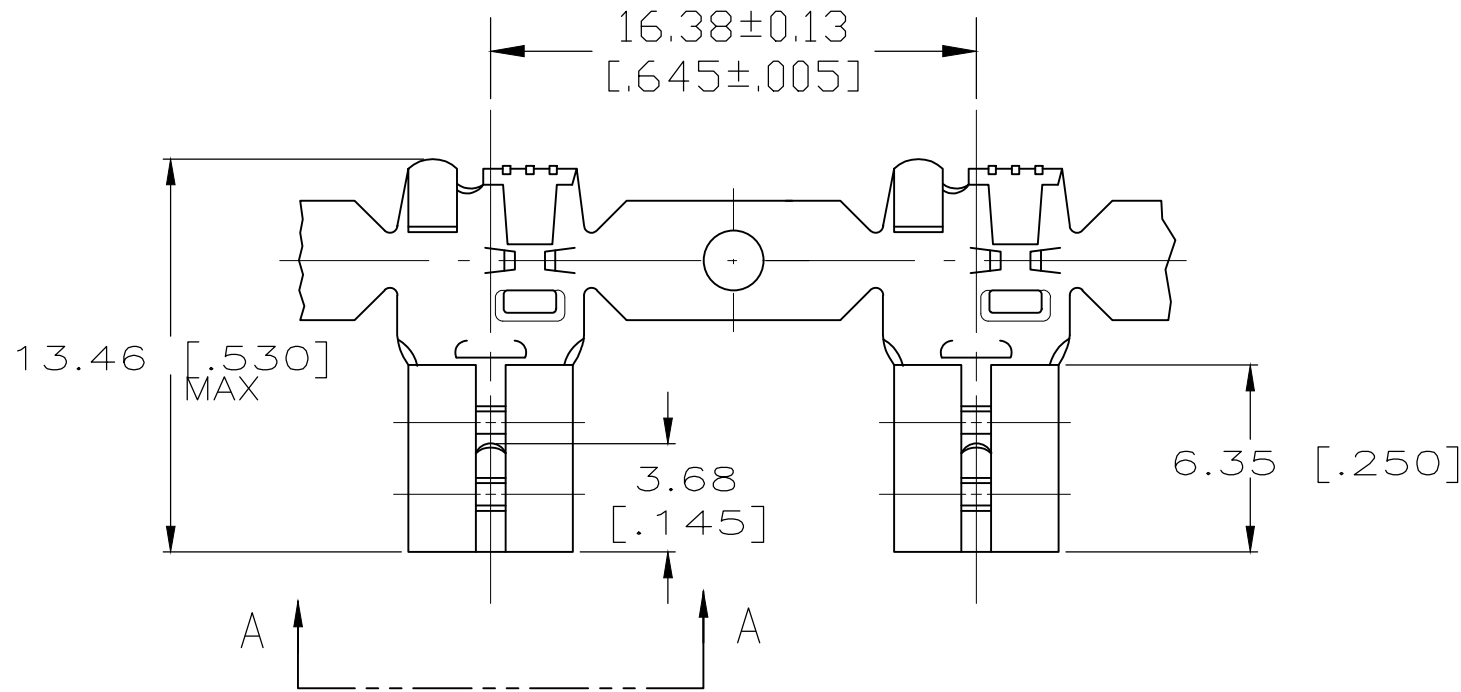


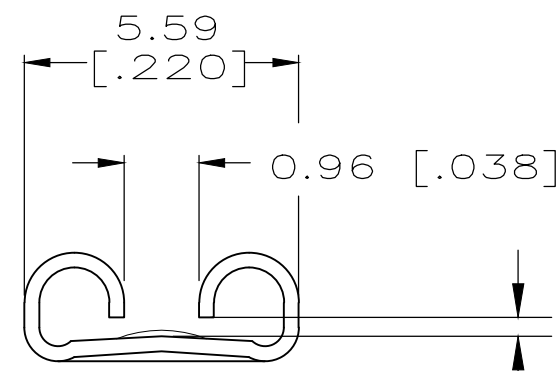
4
DRAWING MADE IN THIRD ANGLE PROJECTION

THIS DRAWING IS UNPUBLISHED. RELEASED FOR PUBLICATION ,19 .
 © COPYRIGHT 19 BY AMP INCORPORATED. ALL INTERNATIONAL RIGHTS RESERVED.

LOC	DIST	P	F	REVISIONS			
ZONE	LTR	DESCRIPTION	DATE	APPD			
AF	50			C2	REV PER ECR-20-009164	20JUL2020	MK/DH

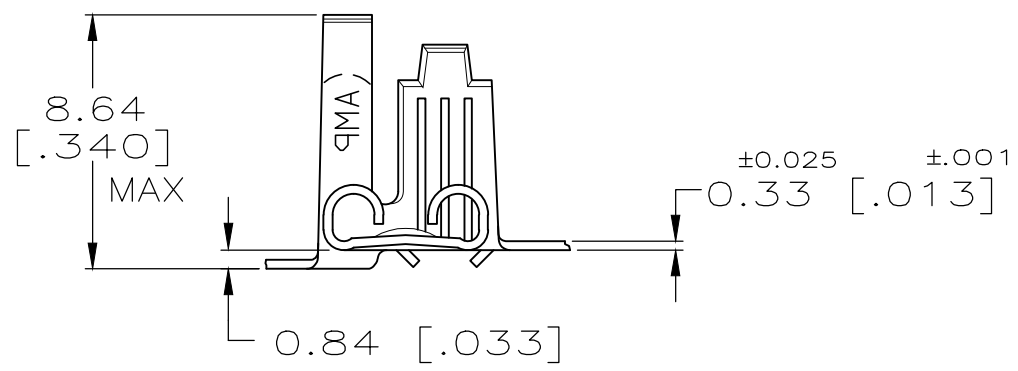


1 CONTINUOUS STRIP ON REELS.



GAP AS REQUIRED TO MEET FORCE SPECIFICATIONS AND 0.71 [.028] MAX

VIEW A-A



2.79-4.32 DIA [.110-170] DIA	#20-#16 AWG	0.84-0.76 [.033-.030]	63696-1
INSULATION RANGE	WIRE SIZE	MATING TAB THK	PART NO
DO NOT SCALE PRINT. UNLESS SPECIFIED DIMENSIONS IN mm [INCHES] TOLERANCES ON: 2 PLC DEC ± 0.25 [.010] 3 PLC DEC ± - ANGLES ± -	DR 6/2/93 JR RUTH CHK 6/2/93 MS FEHER APPD 6/2/93 P DESANTIS APPD 6/2/93 R REINER PRODUCT SPEC -		
MATERIAL T2 STEEL	FINISH NICKEL 0.00381 [.000150] MIN	NAME RECEPTACLE, FASTON, FLAG, 4.75 [.187] SERIES	
	APPLICATION SPEC 114-2078	SIZE B	CAGE CODE 00779
	WEIGHT -	DRAWING NO C-63696	SCALE 4:1
		SHEET 1 OF 1	

THIS DRAWING IS A CONTROLLED DOCUMENT FOR AMP INCORPORATED. IT IS SUBJECT TO CHANGE AND THE CONTROLLING ENGINEERING ORGANIZATION SHOULD BE CONTACTED FOR THE LATEST REVISION.