


Hook-Up Wire




Most applications of hook-up and lead wire for board-to-board or point-to-point wiring rely on PVC insulated designs.

BICCGeneral's Carol® Brand products offer both electrical and electronic designers a vast array of quality PVC hook-up wire to meet the specific technical demands of today, with "off-the-shelf" distributor inventoried products.

Hook-up wire is also available in special colors and/or stripe combinations with a minimum of lead time. In addition, BICCGeneral offers a variety of put-ups to meet individual customer requirements.

Index	Page
UL Recognized Wire	
UL 1007, UL 1569, CSA TR-64	2
UL 1015, CSA TEW	3
MIL Type Wire	
MIL-W-76B	4
Test Lead Wire	
Rubber/PVC Test Lead	5



UL 1007, UL 1569, CSA TR-64

Product Construction:

- Conductor:**
- 24 thru 16 AWG
 - Fully annealed tinned copper per ASTM B-33
 - Solid or stranded

- Insulation:**
- Premium grade color coded PVC
 - Temperature range: -20°C to +105°C
 - Color Code: see chart below

Applications:


- Internal wiring of electrical and electronic equipment
- Internal wiring of panels and meters
- Point-to-point wiring
- Suggested voltage rating: 300 volts

Compliances:

- UL Style 1007 - 80°C, 300V
- UL Style 1569 - 105°C, 300V
- CSA TR-64 - 90°C, 300V
- Designed to Meet UL VW-1 Vertical Wire Flame Test

Packaging:

- 1000' (305m) Spools
- 10,000' (3048m) Reels
- Other put-ups available—consult Customer Service



CATALOG NUMBER	AWG SIZE	COND. STRAND.	NOM. INSULATION THICKNESS		NOMINAL O.D.	
			INCHES	mm	INCHES	mm

SOLID CONDUCTORS

C2003	24	Solid	0.016	0.40	0.052	1.32
C2004	22	Solid	0.016	0.40	0.057	1.45
C2028	20	Solid	0.016	0.40	0.064	1.63
C2052	18	Solid	0.016	0.40	0.072	1.83
C2053	16	Solid	0.016	0.40	0.083	2.16

STRANDED CONDUCTORS


C2015	24	7/32	0.016	0.40	0.056	1.42
C2016	22	7/30	0.016	0.40	0.062	1.57
C2040	20	10/30	0.016	0.40	0.070	1.78
C2064	18	16/30	0.016	0.40	0.080	2.03
C2065	16	26/30	0.016	0.40	0.092	2.34

Color Code Chart

ORDERING SUFFIX	COLORS	ORDERING SUFFIX	COLORS
01	Black	06	Green
02	White	07	Blue
03	Red	08	Brown
04	Orange	10	Gray
05	Yellow	19	Violet

Striped combinations available upon request, consult Customer Service.

UL 1015, CSA TEW



Product Construction:

- Conductor:**
- 24 thru 10 AWG
 - Fully annealed tinned copper per ASTM B-33
 - Solid or stranded

- Insulation:**
- Premium grade color coded PVC
 - Temperature range: -20°C to +105°C
 - Color Code: see chart below

Applications:

- Internal wiring of electrical and electronic equipment
- Internal wiring of panels and meters
- Point-to-point wiring
- Suggested voltage rating: 600 volts

Compliances:

- UL Style 1015 - 105°C, 600V
- CSA Type TEW
- Designed to Meet UL VW-1 Vertical Wire Flame Test

Packaging:

- 1000' (305m) Spools
- 10,000' (3048m) Reels
- Other put-ups available—consult Customer Service

CATALOG NUMBER	AWG SIZE	COND. STRAND.	NOM. INSULATION THICKNESS		NOMINAL O.D.	
			INCHES	mm	INCHES	mm

SOLID CONDUCTORS

C2117	22	Solid	0.032	0.81	0.089	2.26
C2118	20	Solid	0.032	0.81	0.096	2.44
C2119	18	Solid	0.032	0.81	0.104	2.64

STRANDED CONDUCTORS

C2100	24	7/32	0.032	0.81	0.088	2.23
C2101	22	7/30	0.032	0.81	0.094	2.38
C2102	20	10/30	0.032	0.81	0.102	2.59
C2103	18	16/30	0.032	0.81	0.112	2.84
C2104	16	26/30	0.032	0.81	0.124	3.15
C2105	14	41/30	0.032	0.81	0.141	3.58
C2106	12	65/30	0.032	0.81	0.160	4.06
C2107	10	105/30	0.032	0.81	0.184	4.67

Color Code Chart

ORDERING SUFFIX	COLORS	ORDERING SUFFIX	COLORS
01	Black	06	Green
02	White	07	Blue
03	Red	08	Brown
04	Orange	10	Gray
05	Yellow	19	Violet

Striped combinations available upon request, consult Customer Service.



MIL-W-76B

Type MW

Product Construction:

- Conductor:**
- 24 thru 12 AWG
 - Fully annealed stranded tinned copper per ASTM B-33

- Insulation:**
- Premium grade color coded PVC
 - Type MW: Medium wall
 - Temperature range: -12°C to +90°C
 - Color Code: See chart below

Applications:

- Internal wiring of electrical and electronic equipment
- Internal wiring of panels and meters
- Point-to-point wiring
- Suggested voltage rating: 1000 volts (MIL-W-76B)
- Non QPL

Packaging:

- 1000' (305m) Spools
- 10,000' (3048m) Reels
- Other put-ups available—consult Customer Service



CATALOG NUMBER	TYPE DESIGNATION	AWG SIZE	COND. STRAND.	NOM. INSULATION THICKNESS		NOMINAL O.D.	
				INCHES	mm	INCHES	mm

MIL-W-76B TYPE MW (MEDIUM WALL)

C7600	MW-C24(7)U	24	7/32	0.016	0.40	0.056	1.42
C7602	MW-C22(7)U	22	7/30	0.016	0.40	0.062	1.57
C7604	MW-C20(10)U	20	10/30	0.016	0.40	0.070	1.78
C7606	MW-C18(16)U	18	16/30	0.016	0.40	0.080	2.03
C7608*	MW-C16(26)U	16	26/30	0.016	0.40	0.092	2.34
C7610*	MW-C14(41)U	14	41/30	0.016	0.40	0.109	2.77
C7611*	MW-C12(65)U	12	65/30	0.016	0.40	0.128	3.25


*-25°C to +105°C

Color Code Chart

ORDERING SUFFIX	COLORS	ORDERING SUFFIX	COLORS
01	Black	06	Green
02	White	07	Blue
03	Red	08	Brown
04	Orange	10	Gray
05	Yellow	19	Violet

Striped combinations available upon request, consult Customer Service.

Rubber/PVC Test Lead



Product Construction:

Conductor:

- 20 and 18 AWG
- Fully annealed stranded tinned copper per ASTM B-33

Insulation:

- Premium grade color coded Rubber or PVC
- Temperature range:
 - 20°C to +60°C Rubber
 - 25°C to +60°C PVC
- Color Code: See chart below

Applications:

- Test equipment
- Oscillators

Packaging:

- 5000' (1524m) Reels
- 1000' (305m) Spools
- 500' (152m) Reels
- Other put-ups available—consult Customer Service

CATALOG NUMBER	NO. OF COND.	AWG SIZE	COND. STRAND.	NOM. INSULATION THICKNESS		BREAKDOWN VOLTAGE (AC, rms)	WORKING VOLTAGE*	NOMINAL O.D.	
				INCHES	mm			INCHES	mm

Rubber Test Lead

C1326	1	20	41/36	0.040	1.02	6,000V	1,500V	0.125	3.18
C1319	1	20	41/36	0.047	1.19	12,000V	3,000V	0.140	3.56
C1321	1	18	65/36	0.045	1.14	20,000V	5,000V	0.140	3.56
C1318	1	18	65/36	0.088	2.24	29,000V	10,000V	0.230	5.84

* For intermittent duty only.

Color Code Chart

ORDERING SUFFIX	COLORS
01	Black
03	Red

CATALOG NUMBER	NO. OF COND.	AWG SIZE	COND. STRAND.	NOM. INSULATION THICKNESS		BREAKDOWN VOLTAGE (AC, rms)	WORKING VOLTAGE*	NOMINAL O.D.	
				INCHES	mm			INCHES	mm

PVC Test Lead

C1320	1	18	65/36	0.045	1.14	20,000V	5,000V	0.140	3.56
-------	---	----	-------	-------	------	---------	--------	-------	------

* For intermittent duty only.

Color Code Chart

ORDERING SUFFIX	COLORS
01	Black
03	Red
06	Green