

4

3

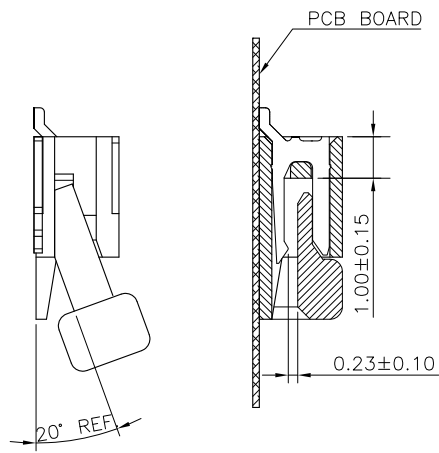
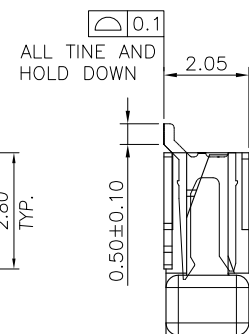
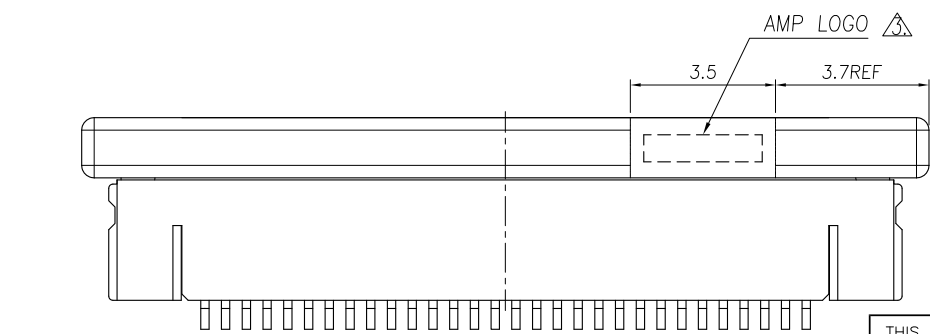
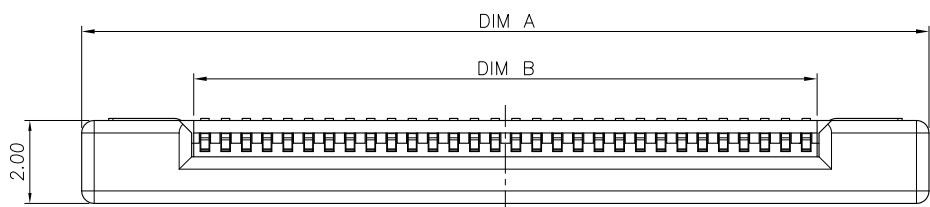
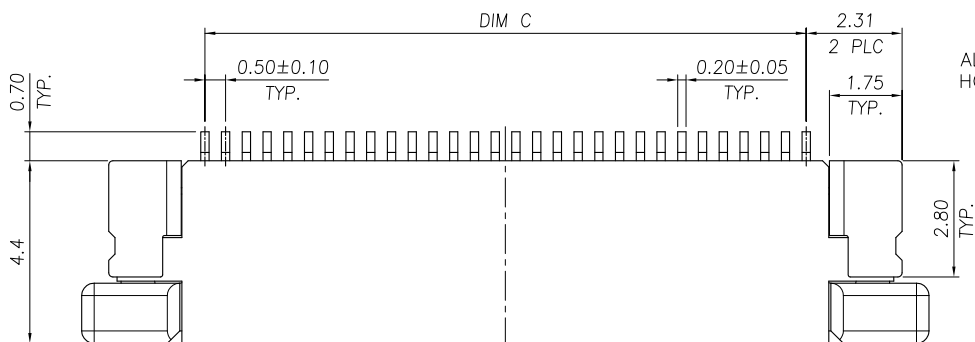
2

1

THIS DRAWING IS UNPUBLISHED. RELEASED FOR PUBLICATION AUG, 2006.

© COPYRIGHT BY TYCO ELECTRONICS CORPORATION. ALL RIGHTS RESERVED.

LOC	DIST	REVISIONS			
P	LTR	DESCRIPTION	DATE	DWN	APVD
DW	-	C	REVISED (ECR-13-003844)	04JUN13	JL WK



24.50	25.60	30.43	50	5-1734592-0
24.00	25.10	29.93	49	4-1734592-9
23.50	24.60	29.43	48	4-1734592-8
23.00	24.10	28.93	47	4-1734592-7
22.50	23.60	28.43	46	4-1734592-6
22.00	23.10	27.63	45	4-1734592-5
21.50	22.60	27.43	44	4-1734592-4
21.00	22.10	26.93	43	4-1734592-3
20.50	21.60	26.43	42	4-1734592-2
20.00	21.10	25.93	41	4-1734592-1
19.50	20.60	25.43	40	4-1734592-0
19.00	20.10	24.93	39	3-1734592-9
18.50	19.60	24.43	38	3-1734592-8
18.00	19.10	23.93	37	3-1734592-7
17.50	18.60	23.43	36	3-1734592-6
17.00	18.10	22.93	35	3-1734592-5
16.50	17.60	22.43	34	3-1734592-4
16.00	17.10	21.93	33	3-1734592-3
15.50	16.60	21.43	32	3-1734592-2
15.00	16.10	20.93	31	3-1734592-1
14.50	15.60	20.43	30	3-1734592-0
14.00	15.10	19.93	29	2-1734592-9
13.50	14.60	19.43	28	2-1734592-8
13.00	14.10	18.93	27	2-1734592-7
12.50	13.60	18.43	26	2-1734592-6
12.00	13.10	17.93	25	2-1734592-5
11.50	12.60	17.43	24	2-1734592-4
11.00	12.10	16.93	23	2-1734592-3
10.50	11.60	16.43	22	2-1734592-2
10.00	11.10	15.93	21	2-1734592-1
9.50	10.60	15.43	20	2-1734592-0
9.00	10.10	14.93	19	1-1734592-9
8.50	9.60	14.43	18	1-1734592-8
8.00	9.10	13.93	17	1-1734592-7
7.50	8.60	13.43	16	1-1734592-6
7.00	8.10	12.93	15	1-1734592-5
6.50	7.60	12.43	14	1-1734592-4
6.00	7.10	11.93	13	1-1734592-3
5.50	6.60	11.43	12	1-1734592-2
5.00	6.10	10.93	11	1-1734592-1
4.50	5.60	10.43	10	1-1734592-0
4.00	5.10	9.93	09	0-1734592-9
3.50	4.60	9.43	08	0-1734592-8
3.00	4.10	8.93	07	0-1734592-7
2.50	3.60	8.43	06	0-1734592-6
2.00	3.10	7.93	05	0-1734592-5
C	B	A	POS.	PART NUMBER
DIMENSIONS				

NOTE:
 1. MATERIAL:
 HOUSING: THERMOPLASTIC(LCP),
 UL 94V-0, COLOR: NATURE.
 ACTUATOR: THERMOPLASTIC, UL 94 V-0,
 COLOR: IVORY.
 HOLD DOWN: PHOSPHOR BRONZE.
 CONTACT: PHOSPHOR BRONZE.
 2. FINISH:
 CONTACT: GOLD FLASH OVER ALL,
 50u" MIN. NICKEL UNDERPLATED ALL OVER.
 HOLD DOWN: 100u" MIN. BRIGHT TIN PLATING OVER,
 50u" MIN. NICKEL UNDERPLATED ALL OVER.
 ▲ WITHOUT AMP LOGO FOR 12 POSITION UNDER

THIS DRAWING IS A CONTROLLED DOCUMENT.		DWN J. LAI 15APR2009	STE TE Connectivity													
		CHK S. CHIEN 15APR2009														
DIMENSIONS: MM		APVD W. KODAMA 15APR2009	NAME													
TOLERANCES UNLESS OTHERWISE SPECIFIED:		PRODUCT SPEC 108-57523	FPC CONNECTOR, 0.5mm PITCH, BOTTOM CONTACT, SMT TYPE.													
<table border="0"> <tr><td>0 PLC</td><td>± -</td></tr> <tr><td>1 PLC</td><td>± 0.35</td></tr> <tr><td>2 PLC</td><td>± 0.25</td></tr> <tr><td>3 PLC</td><td>± -</td></tr> <tr><td>4 PLC</td><td>± -</td></tr> <tr><td>ANGLES</td><td>± 3°</td></tr> </table>		0 PLC	± -	1 PLC	± 0.35	2 PLC	± 0.25	3 PLC	± -	4 PLC	± -	ANGLES	± 3°	QUALIFICATION TEST REPORT 501-57598	SIZE	RESTRICTED TO
0 PLC	± -															
1 PLC	± 0.35															
2 PLC	± 0.25															
3 PLC	± -															
4 PLC	± -															
ANGLES	± 3°															
MATERIAL SEE NOTE		WEIGHT - GRAMS	CAGE CODE A3 00779	DRAWING NO C=1734592												
FINISH SEE NOTE		CUSTOMER DRAWING		SCALE - SHEET 1 OF 3 REV C												

4

3

2

1

THIS DRAWING IS UNPUBLISHED.

RELEASED FOR PUBLICATION

AUG ,2006.

© COPYRIGHT BY TYCO ELECTRONICS CORPORATION.

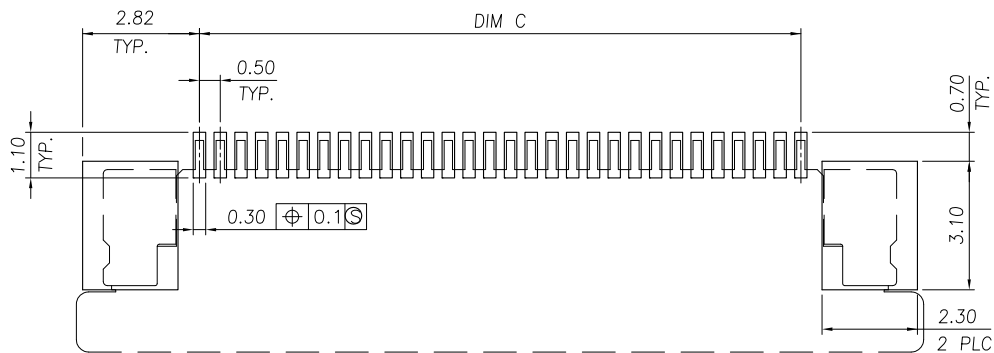
ALL RIGHTS RESERVED.

LOC DW

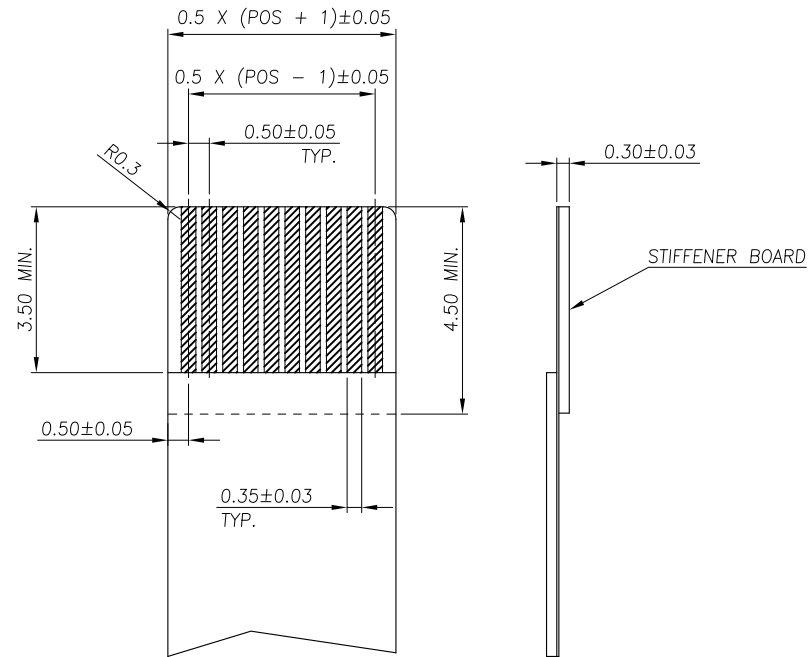
DIST

REVISIONS

P	LTR	DESCRIPTION	DATE	DWN	APVD
		SEE SHEET 1.			



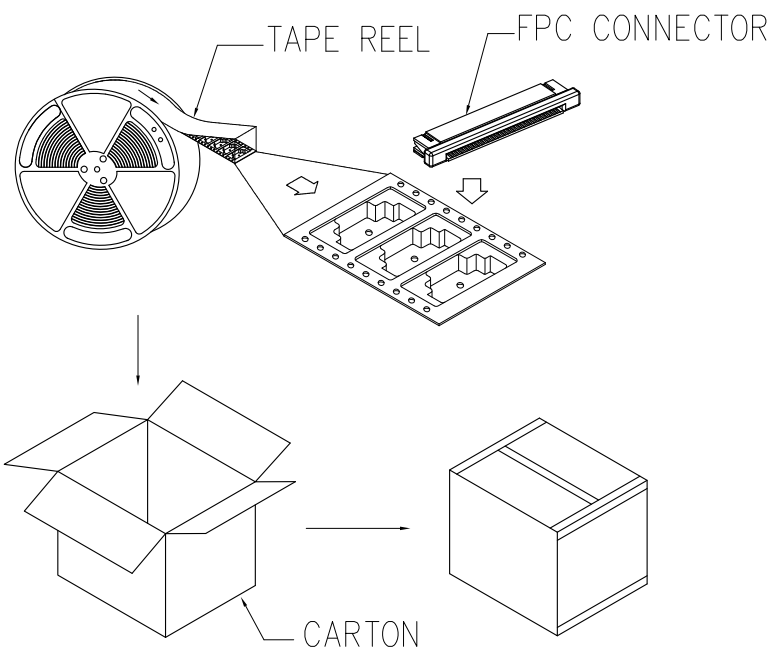
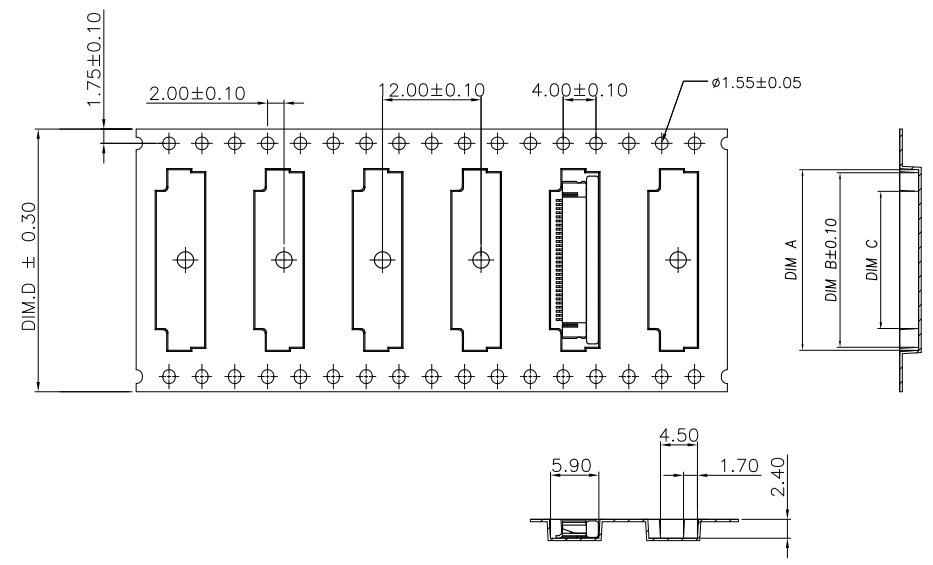
RECOMMENDED PCB DIMENSIONS DIAGRAM
TOLERANCE ± 0.05



RECOMMENDED FPC DIMENSIONS DIAGRAM
TOLERANCE ± 0.05

THIS DRAWING IS A CONTROLLED DOCUMENT.		DWN	STE TE Connectivity	
DIMENSIONS: MM		CHK		
TOLERANCES UNLESS OTHERWISE SPECIFIED:		APVD	NAME	
0 PLC ± -		PRODUCT SPEC	FPC CONNECTOR, 0.5mm PITCH, BOTTOM CONTACT, SMT TYPE.	
1 PLC ± 0.35		APPLICATION SPEC	SIZE	CAGE CODE
2 PLC ± 0.25		WEIGHT	A3	00779
3 PLC ± -		CUSTOMER DRAWING	DRAWING NO	RESTRICTED TO
4 PLC ± -			G=1734592	
ANGLES ± 3°			SCALE	SHEET
MATERIAL	FINISH			2 OF 3
				REV C

LOC	DIST	REVISIONS			
P	LTR	DESCRIPTION	DATE	DWN	APVD
SEE SHEET 1.					



NOTE :
 1. TAPE REEL:
 DIAMETER: 13", THICKNESS : 0.35±0.05mm.
 2. CARTON:
 SIZE: 350mm(L)X 350mm(W)X 340mm(H).

APQ (PCS/CARTON)	PPQ (PCS/REEL)	D	C	B	A	POS.
12000	2000	44.00	26.70	30.55	31.50	50
		44.00	26.20	30.05	31.00	49
		44.00	25.70	29.55	30.50	48
		44.00	25.20	29.05	30.00	47
		44.00	24.70	28.55	29.50	46
		44.00	24.20	28.05	29.00	45
		44.00	23.70	27.55	28.50	44
		44.00	23.20	27.05	28.00	43
		44.00	22.70	26.55	27.50	42
		44.00	22.20	26.05	27.00	41
		44.00	21.70	25.55	26.50	40
		44.00	21.20	25.05	26.00	39
16000	2000	44.00	20.70	24.55	25.50	38
		44.00	20.20	24.05	25.00	37
		44.00	19.70	23.55	24.50	36
		44.00	19.20	23.05	24.00	35
		44.00	18.70	22.55	23.50	34
		44.00	18.20	22.05	23.00	33
		44.00	17.70	21.55	22.50	32
		44.00	17.20	21.05	22.00	31
		32.00	16.70	20.55	21.50	30
		32.00	16.20	20.05	21.00	29
		32.00	15.70	19.55	20.50	28
		20000	2000	32.00	15.20	19.05
32.00	14.70			18.55	19.50	26
32.00	14.20			18.05	19.00	25
32.00	13.70			17.55	18.50	24
32.00	13.20			17.05	18.00	23
32.00	12.70			16.55	17.50	22
32.00	12.20			16.05	17.00	21
24.00	11.70			15.55	16.50	20
24.00	11.20			15.05	16.00	19
24.00	10.70			14.55	15.50	18
24.00	10.20			14.05	15.00	17
24.00	9.70			13.55	14.50	16
24.00	9.20	13.05	14.00	15		
24.00	8.70	12.55	13.50	14		
24.00	8.20	12.05	13.00	13		
24.00	7.70	11.55	12.50	12		
24.00	7.20	11.05	12.00	11		
24.00	6.70	10.55	11.50	10		
24.00	6.20	10.05	11.00	09		
24.00	5.70	9.55	10.50	08		
24.00	5.20	9.05	10.00	07		
24.00	4.70	8.55	9.50	06		
24.00	4.20	8.05	9.00	05		

THIS DRAWING IS A CONTROLLED DOCUMENT.

DIMENSIONS: MM	TOLERANCES UNLESS OTHERWISE SPECIFIED:	DWN	TE Connectivity
0 PLC ± -	1 PLC ± -	CHK	
2 PLC ± -	3 PLC ± -	APVD	
4 PLC ± -	ANGLES ± -	PRODUCT SPEC	
MATERIAL	FINISH	APPLICATION SPEC	NAME
		WEIGHT	FPC CONNECTOR, 0.5mm PITCH, BOTTOM CONTACT, SMT TYPE.
		CUSTOMER DRAWING	SIZE
			A3
			CAGE CODE
			00779
			DRAWING NO
			C=1734592
			RESTRICTED TO
		SCALE	SHEET
			3 OF 3
			REV C