



Product Specification for Approval

WE ARE PLEASED IN SUBMITTING OUR SAMPLES WITH SPECIFICATION TO YOU FOR APPROVAL.

CUSTOMER	:	
DESCRIPTION	:	COMMON MODE CHOKE
MNC P/N	:	CM633SG222N
VERSION	:	A0
CUSTOMER P/N	:	
ISSUED DATE	:	2020/4/26
PHOTO OF PRODUCT	:	
WEIGHT	:	0.64g
MADE IN	:	CHINA

APPROVED BY MNC		
PREPARED BY	CHECKED BY	APPROVED BY

APPROVED BY CUSTOMER
SIGNATURE OR STAMP

1. PLEASE SEND BACK US A COPY OF THE SPECIFICATION WITH YOUR STAMP OR SIGNATURE ONCE THE SAMPLES APPROVED.
2. IT WILL BE DEEMED THE SAMPLES TO BE APPROVED IF NO FEEDBACK.

东莞铭普光磁股份有限公司
Add: Shipai Town, Dongguan City, Guangdong Province, China

TEL: +86-769-86921000
FAX: +86-769-81701563



HISTORY FOR REVISED SPECIFICATION

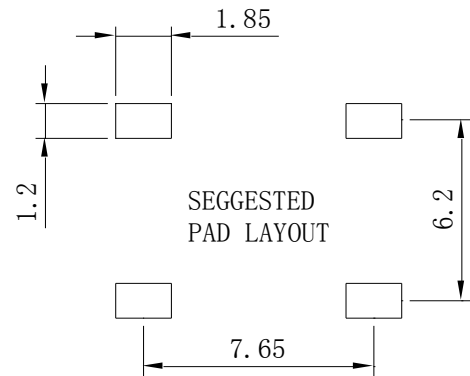
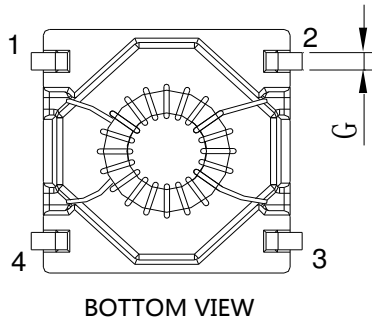
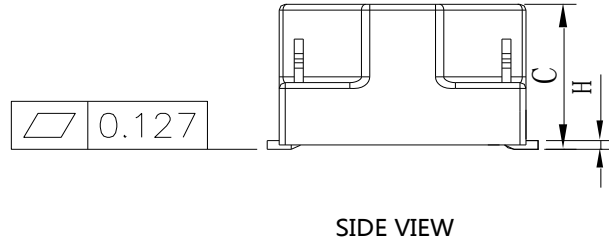
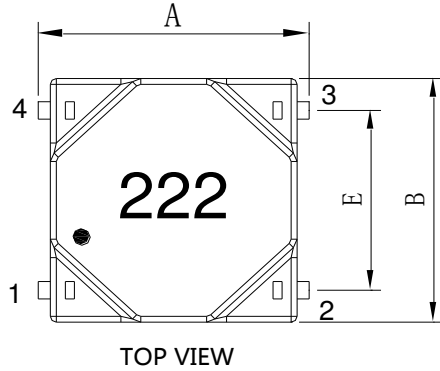
Part No. CM633SG222N

INDEX

1. INDEX----- 1
2. CHANGE RECORD----- 1
3. MECHANICAL----- 2
4. SCHEMATIC----- 3
5. ELECTRICAL SPECIFICATION----- 3
6. PACKING----- 4
7. MATERIAL LIST----- 5
8. RECOMMENDED SOLDERING PROFILE----- 6

CHANGE RECORD

REV.	DESCRIPTION (Content or Reason For Change)	DATE	REVISOR
A0	Initial Release	2020/4/26	Alakay

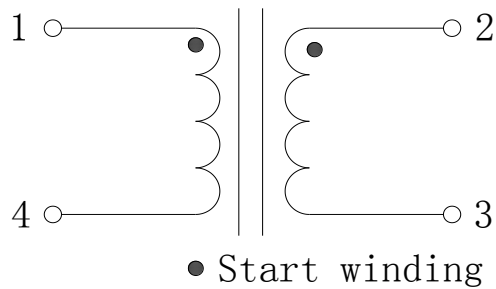
SPECIFICATION
Part No. CM633SG222N
A. MECHANICAL:


1.UNITS: mm

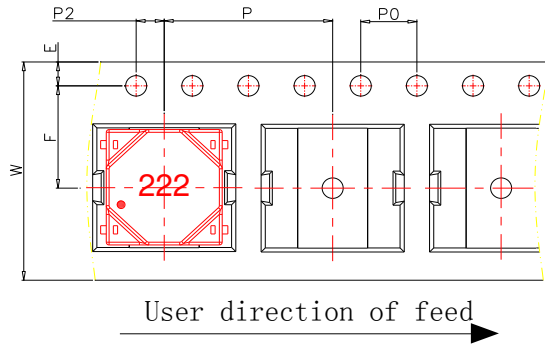
 2.Unless otherwise specified all tolerances are: $\pm 0.25\text{mm}$

3.All pin length don't include tin icicles

DIM	MILLIMETERS			INCHES		
	MIN	NOM	MAX	MIN	NOM	MAX
A	8.50	9.00	9.50	0.335	0.354	0.374
B	7.90	8.40	8.90	0.311	0.331	0.350
C	/	/	5.60	/	/	0.220
E	6.05	6.20	6.35	0.238	0.244	0.250
G	0.45	0.60	0.75	0.018	0.024	0.030
H	0.15	0.30	0.45	0.006	0.012	0.018

SPECIFICATION
Part No. CM633SG222N
B. SCHEMATIC :

C. ELECTRICAL SPECIFICATION @25°C

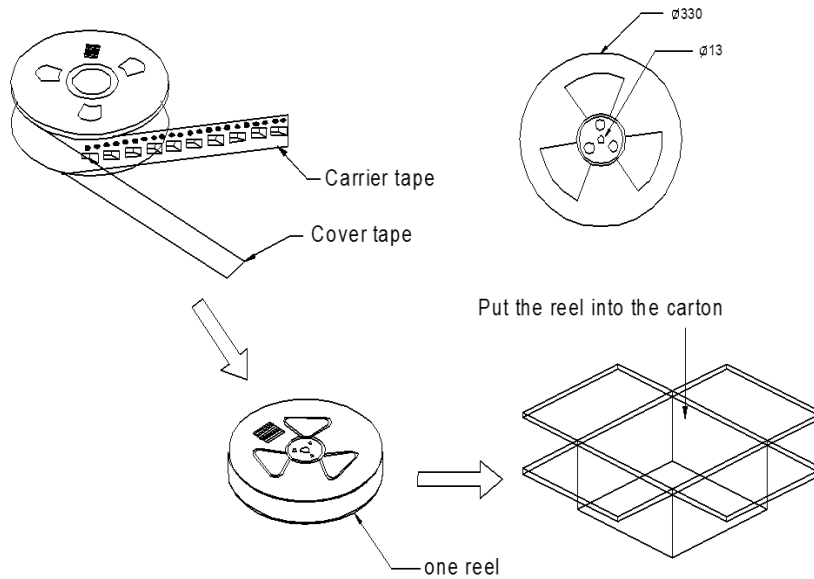
ITEM	SPECIFICATION	TEST CONDITION	TEST EQUIPMENT
INDUCTANCE: 1-4 = 2-3	2.2mH ^{+50%} / _{-30%}	10KHz,0.1V	TH2819XB OR EQU.
DC RESISTANCE: 1-4 = 2-3	300mΩ Max		TH2512B OR EQU.
TURNS RATIO: 1-4 : 2-3	1:1 ±5%		TH2819XB OR EQU.
HI-POT: 1-4 to 2-3	500Vac	1mA,1S,50Hz	TOS7200 OR EQU.
RATED CURRENT	ΔT≤40°C	0.75A Max	WK3260B+WK3265B
OPERATING TEMPERATURE RANGE	-40°C to 125°C (Including self temperature rise)		
STORAGE TEMPERATURE RANGE	-40°C to 125°C		

PACKAGE
Part No. CM633SG222N
1. PACKING:
a. PACKAGING AS BELOW (ONLY FOR REFERENCE):


ITEM	DIM.
W	16.0±0.3
F	7.5±0.1
E	1.75±0.1
P ₀	4.0±0.1
P ₂	2.0±0.1
P	12.0±0.1



User direction of feed
→


b. Q'TY:

900 pcs/reel
10 reel/carton
9000 pcs/carton

c. LABEL:

REMARK:

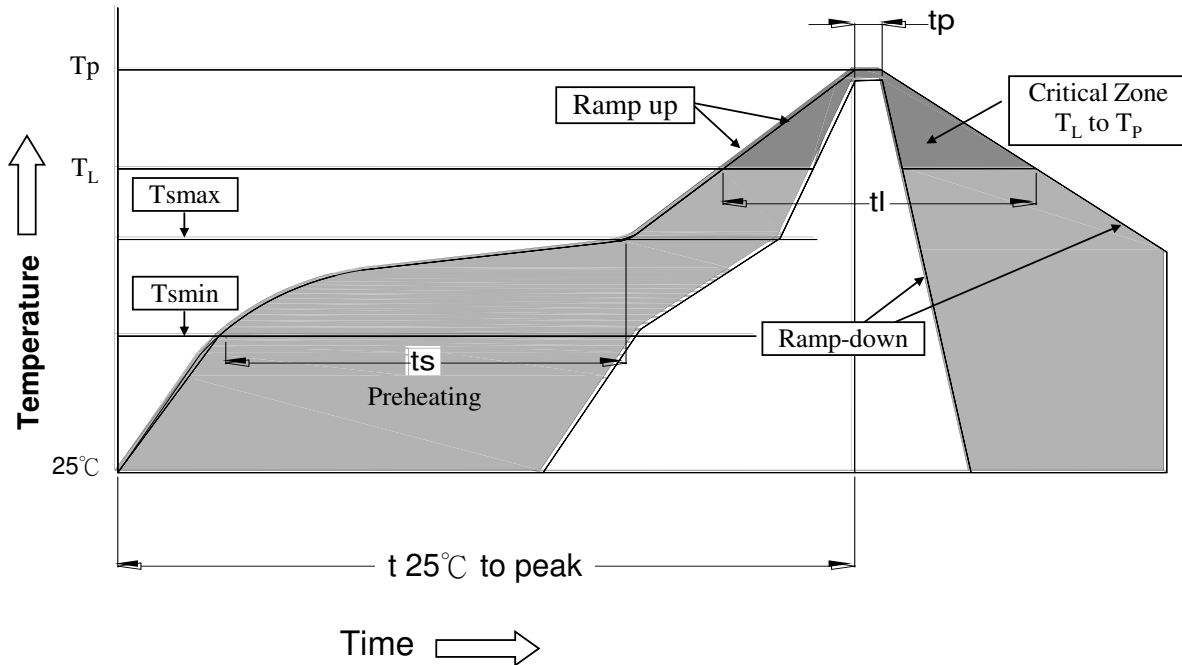
ABOVE PACKING IS FOR YOUR REFERENCE ONLY, WHICH MIGHT BE CHANGED WITHOUT NOTICE.

MATERIAL LIST
Part No. CM633SG222N
BOM

MATERIAL LIST					
NO.	ITEM	MATERIAL	RATING	SUPPLIER OF MATERIAL	UL
1	CASE	PM 9630	150℃	SUMITOMO BAKELITE CO LTD OR EQU.	E41429
2	CORE	Ferrite Mn-Zn	-----	YEAN SHING TECHNOLOGY (DONGGUAN) LIMITED	N/A
		Ferrite Mn-Zn	-----	ZHONGSHAN CITY TANZHOU TOWN CHUANGRICI ELECTRONIC FACTORY OR EQU.	N/A
3	COPPER WIRE	*xUEW180	180℃	ZHUHAI SUNTEK WIRE CO LTD OR QUU.	E234867
		UEWH/U@	180℃	PACIFIC ELECTRIC WIRE & CABLE CO., LTD. OR QUU.	E201757
4	SILICONE	1-2577 #@	150℃	DOW SILICONES CORP OR EQU.	E81611
5	SOLDER	Sn99.3Cu0.7 LF-303	-----	ELECTROLOY METAL(SHENZHEN)CO.,LTD. OR EQU.	N/A

RECOMMENDED SOLDERING PROFILE
Part No. CM633SG222N
1. RECOMMENDED REFLOW SOLDERING PROFILE:

Below content is only for your reference.



- $T_L = 217^\circ\text{C}$
- $T_P = 245^\circ\text{C}$
- $t_s = 60-120\text{s}$ $T_s \text{ max} = 200^\circ\text{C}$ $T_s \text{ min} = 150^\circ\text{C}$
- $t_l = 60-150\text{s}$ $t_p = 20-40\text{s}$ $T_{25^\circ\text{C to peak}} = 8\text{min max}$
- Ramp up rate = 3°C/s max
- Ramp down rate = 6°C/s max
- *RoHS Compliant
- *Solder Paste SAC 305 Sn 96.5/Ag 3.0/Cu 0.5
- *Silkscreen thickness: 0.15mm Min

2. MOISTURE SENSITIVE LEVEL:

- 2.1. Level: 1
- 2.2. Shelf Life: Unlimited
- 2.3. Storage Condition: $\leq 30^\circ\text{C}/60\% \text{ RH}$