



## 90 Degree Drop-In Hybrid Coupler From 225 MHz to 450 MHz Rated to 400 Watts

### Hybrids Technical Data Sheet

PE2CP1035

#### Features

- High Power
- 20 dB isolation
- 225 MHz to 450 MHz Frequency Range
- Gold Plated Silver Leads
- 2.2 inch by 0.8 inch package
- Clear Chem Film Per MIL-DTL-5541

#### Applications

- Test and measurement
- Military Communications
- Commercial Communications
- Wireless Communications
- SATCOM
- Military Electronic Systems

#### Description

The PE2CP1035 operates from 225 MHz to 450 MHz and can handle 400 watts of power with 20 dB isolation. The package is 2.2 inch by 0.8 inch with gold plated silver leads and can be attached to a heat sink and PCB by screws. Gold plated leads are resistant to oxidation for ease of soldering and ensuring superior electrical performance of 1.25:1 VSWR and an insertion loss of 0.25 dB.

The PE2CP1035 is part of Pasternack's family of 90 degree hybrid couplers in drop-in packages. These couplers feature small drop-in packages that can handle power up to 1,000 Watts. They are available in both narrow and broad bandwidths. These quadrature hybrids are excellent for any situation to either equally split an input signal into two paths with a 90 degree phase shift between them or to combine two signals while maintaining high isolation between them.

#### Electrical Specifications

Description	Minimum	Typical	Maximum	Units
Frequency Range	225		450	MHz
Impedance		50		Ohms
Phase Difference		90		Degrees
Insertion Loss			0.25	dB
Isolation	20			dB
VSWR			1.25:1	
Amplitude Balance		0.5		dB
Phase Balance		5		Degrees
Input Power (CW)			400	Watts

Click the following link (or enter part number in "SEARCH" on website) to obtain additional part information including price, inventory and certifications: [90 Degree Drop-In Hybrid Coupler From 225 MHz to 450 MHz Rated to 400 Watts PE2CP1035](#)



90 Degree Drop-In Hybrid Coupler From  
225 MHz to 450 MHz Rated to 400 Watts

Hybrids Technical Data Sheet

PE2CP1035

**Mechanical Specifications**

**Size**

Length	2.2 in [55.88 mm]
Width	0.8 in [20.32 mm]
Height	0.22 in [5.59 mm]
Weight	0.0875 lbs [39.69 g]

**Configuration**

RF Connector Type	Pin
Contact Material and Plating	Silver, Gold

**Environmental Specifications**

**Temperature**

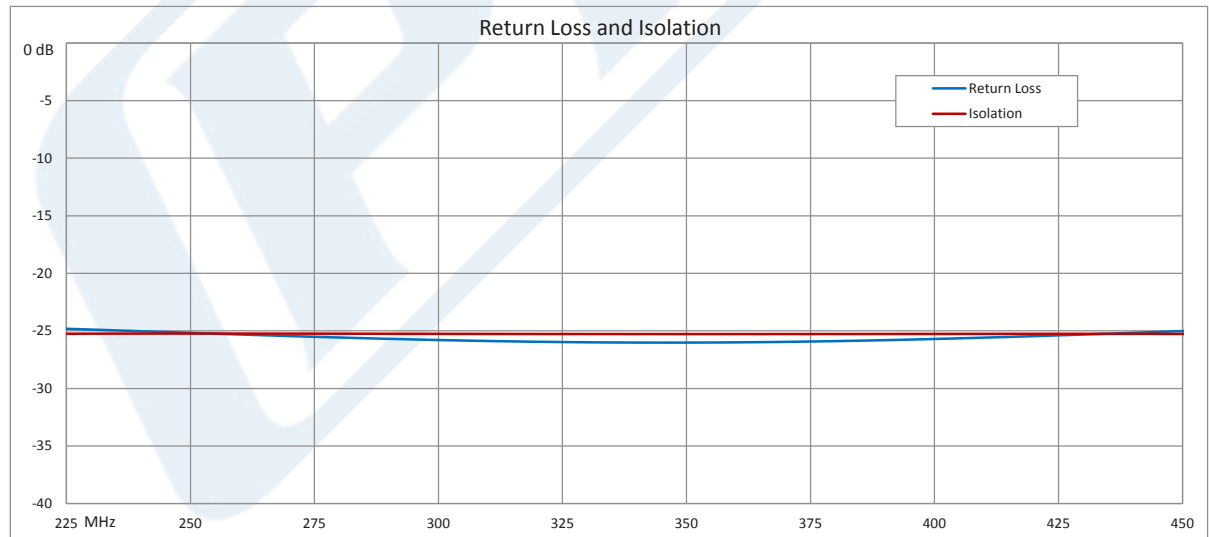
Operating Range	-55 to +85 deg C
-----------------	------------------

**Compliance Certifications** (see [product page](#) for current document)

**Plotted and Other Data**

Notes:

**Typical Performance Data**



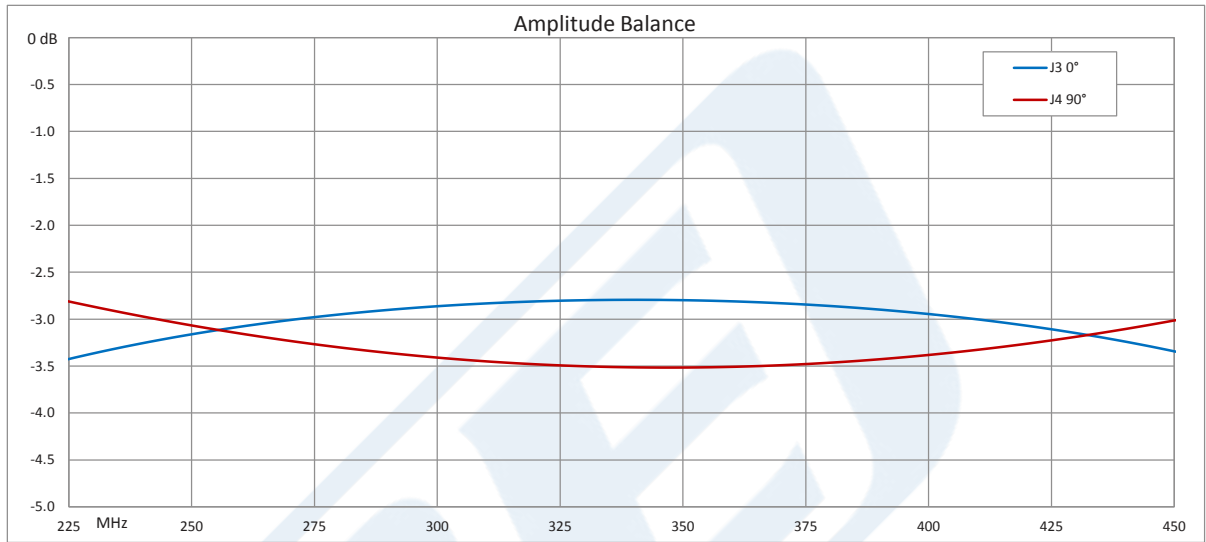
Click the following link (or enter part number in "SEARCH" on website) to obtain additional part information including price, inventory and certifications: [90 Degree Drop-In Hybrid Coupler From 225 MHz to 450 MHz Rated to 400 Watts PE2CP1035](#)



90 Degree Drop-In Hybrid Coupler From  
225 MHz to 450 MHz Rated to 400 Watts

Hybrids Technical Data Sheet

PE2CP1035



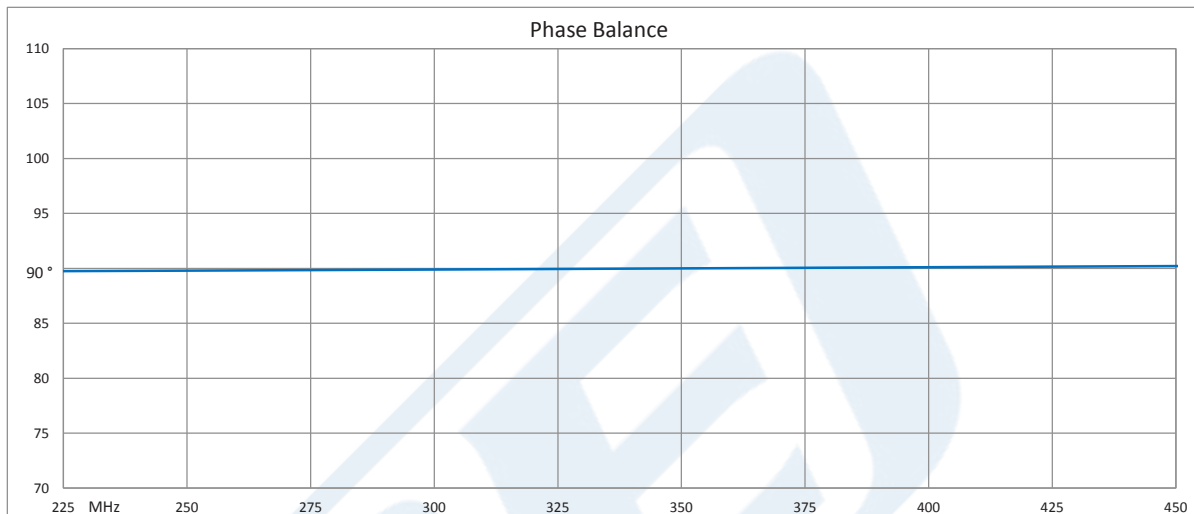
Click the following link (or enter part number in "SEARCH" on website) to obtain additional part information including price, inventory and certifications: [90 Degree Drop-In Hybrid Coupler From 225 MHz to 450 MHz Rated to 400 Watts PE2CP1035](#)



## 90 Degree Drop-In Hybrid Coupler From 225 MHz to 450 MHz Rated to 400 Watts

### Hybrids Technical Data Sheet

PE2CP1035



90 Degree Drop-In Hybrid Coupler From 225 MHz to 450 MHz Rated to 400 Watts from Pasternack Enterprises has same day shipment for domestic and International orders. Our RF, microwave and millimeter wave products maintain a 99.4% availability and are part of the broadest selection in the industry.

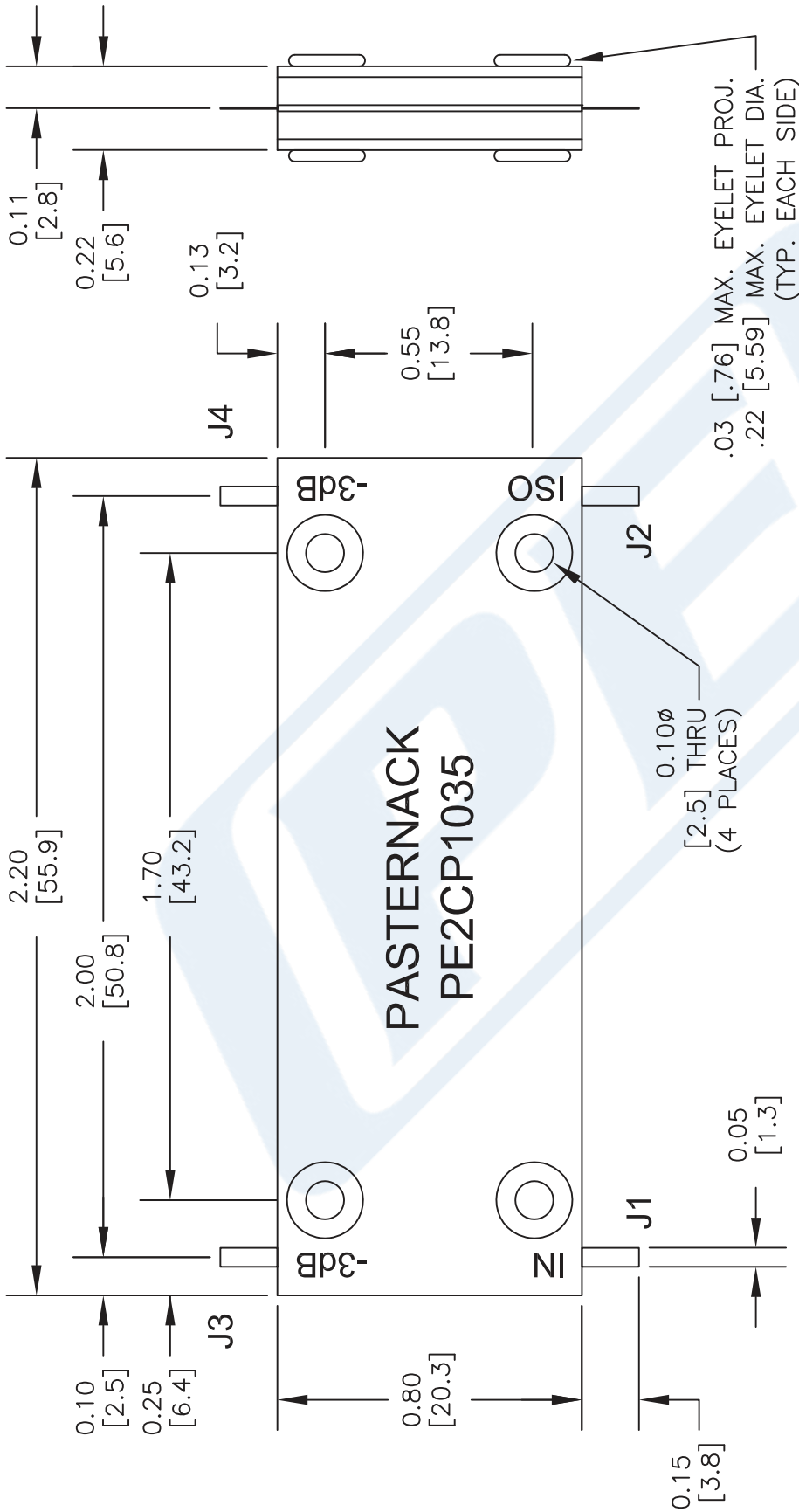
Click the following link (or enter part number in "SEARCH" on website) to obtain additional part information including price, inventory and certifications: [90 Degree Drop-In Hybrid Coupler From 225 MHz to 450 MHz Rated to 400 Watts PE2CP1035](https://www.pasternack.com/drop-in-coupler-225-450-mhz-400-watts-pe2cp1035-p.aspx)

URL: <https://www.pasternack.com/drop-in-coupler-225-450-mhz-400-watts-pe2cp1035-p.aspx>

The information contained in this document is accurate to the best of our knowledge and representative of the part described herein. It may be necessary to make modifications to the part and/or the documentation of the part, in order to implement improvements. Pasternack reserves the right to make such changes as required. Unless otherwise stated, all specifications are nominal. Pasternack does not make any representation or warranty regarding the suitability of the part described herein for any particular purpose, and Pasternack does not assume any liability arising out of the use of any part or documentation.

# PE2CP1035 CAD Drawing

90 Degree Drop-In Hybrid Coupler From 225 MHz to 450 MHz Rated to 400 Watts



PORT CONFIGURATION				
INPUT	J1	J2	J3	J4
J1	---	ISOLATION	-3dB<0 DEG	-3dB<90 DEG
J2	ISOLATION	---	-3dB<90 DEG	-3dB<0 DEG
J3	-3dB<0 DEG	-3dB<90 DEG	---	ISOLATION
J4	-3dB<90 DEG	-3dB<0 DEG	ISOLATION	---

TOLERANCE .XX ± .02 [.50]  
IN [mm] .XXX ± .005 [.127]  
ANG. ± 1/2°

\* THESE DIMENSIONS AND TOLERANCES SUPERSEDE NOTE #1 ON TITLE BLOCK.

NOTES:  
1. UNLESS OTHERWISE SPECIFIED ALL DIMENSIONS ARE NOMINAL.  
2. ALL SPECIFICATIONS ARE SUBJECT TO CHANGE WITHOUT NOTICE AT ANY TIME.  
3. DIMENSIONS ARE IN INCHES [mm].

DWG TITLE  
**PE2CP1035**

FSCM NO. 53919

CAD FILE 120215

SCALE N/A

SIZE A

2233

**PE PASTERNAK**  
THE ENGINEER'S RF SOURCE

Pasternack Enterprises, Inc.  
P.O. Box 16759 | Irvine | CA | 92623

Phone: (949) 261-1920 | Fax: (949) 261-7451  
Website: www.pasternack.com | E-Mail: sales@pasternack.com