

## Relay connectors - ST-REL7-SG 60/4X21 - 2828468

Please be informed that the data shown in this PDF Document is generated from our Online Catalog. Please find the complete data in the user's documentation. Our General Terms of Use for Downloads are valid (<http://phoenixcontact.com/download>)




Relay connector, equipped with Siemens KAMMRELAIS ®, contacts (Ag): medium loads, 4 PDT, input voltage 60 V DC, with light indicator, can be plugged on basic termination blocks

The illustration shows version ST-REL 7-SG 24/4X21



### Key commercial data

Packing unit	1 pc
GTIN	 4 017918 078379
Weight per Piece (excluding packing)	85.86 GRM
Custom tariff number	85364190
Country of origin	Germany

### Technical data

#### Dimensions

Width	45.6 mm
Height	33 mm
Depth	66.5 mm

#### Ambient conditions

Ambient temperature (operation)	-20 °C ... 60 °C
Ambient temperature (storage/transport)	-20 °C ... 70 °C

#### Coil side

Nominal input voltage $U_N$	60 V DC
Input voltage range in reference to $U_N$	0.8 ... 1.1
Typical input current at $U_N$	13 mA
Typical response time	8 ms (with DC)

## Relay connectors - ST-REL7-SG 60/4X21 - 2828468

### Technical data

#### Coil side

Typical release time	15 ms (with DC)
Operating voltage display	Yes
Protective circuit	Damping diode, polarity protection Damping diode, polarity protection diode

#### Contact side

Contact type	Single contact, 4-PDT
Contact material	Ag, gold-flashed
Maximum switching voltage	150 V DC 125 V AC
Maximum inrush current	2 A
Limiting continuous current	2 A
Interrupting rating (ohmic load) max.	48 W (at 24 V DC) 40 W (at 48 V DC) 40 W (at 60 V DC) 45 W (at 110 V DC) 50 VA (for 125 V AC)

#### General

Test voltage relay winding/relay contact	500 V AC (50 Hz, 1 min.)
Test voltage PDT/PDT	500 V AC (50 Hz, 1 min.)
Operating mode	100% operating factor
Mechanical service life	Approx. 10 <sup>8</sup> cycles (approx. 10 <sup>7</sup> with AC relay)
Standards/regulations	DIN VDE 0110b, Gr. C for 250 V DC DIN VDE 0160 (in relevant parts)

### Classifications

#### eCl@ss

eCl@ss 4.0	27371104
eCl@ss 4.1	27371104
eCl@ss 5.0	27371001
eCl@ss 5.1	27371001
eCl@ss 6.0	27371001
eCl@ss 7.0	27371001
eCl@ss 8.0	27371001

#### ETIM

ETIM 2.0	EC000196
----------	----------

# Relay connectors - ST-REL7-SG 60/4X21 - 2828468

## Classifications

### ETIM

ETIM 3.0	EC000196
ETIM 4.0	EC000196
ETIM 5.0	EC000196

### UNSPSC

UNSPSC 6.01	30211916
UNSPSC 7.0901	39121515
UNSPSC 11	39121515
UNSPSC 12.01	39121515
UNSPSC 13.2	39121515

## Approvals

### Approvals

---

Approvals

GOST / GOST

---



Ex Approvals

---

Approvals submitted

---

### Approval details



## Drawings

# Relay connectors - ST-REL7-SG 60/4X21 - 2828468

Circuit diagram

