THIS DRAWING IS UNPUBLISHED. RELEASED FOR PUBLICATION APR ,2001.
© COPYRIGHT 2001 By – ALL RIGHTS RESERVED.

LOC	DIST
J	

REVISIONS 変更

P	LTR	DESCRIPTION	DATE	DWN	APVD
	D1	REVISED (ECR-14-017817)	24FEB2015	E.L	V.P

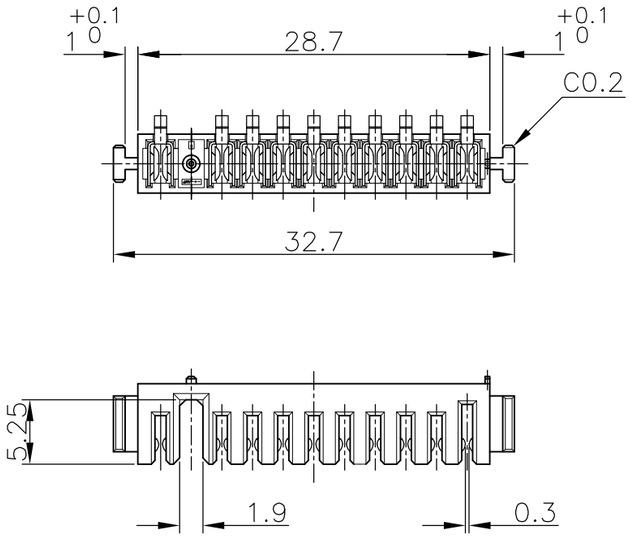

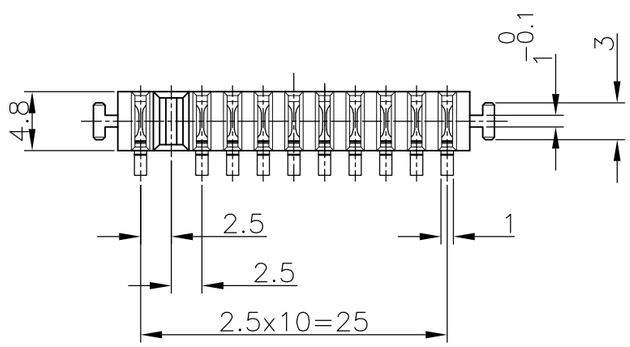

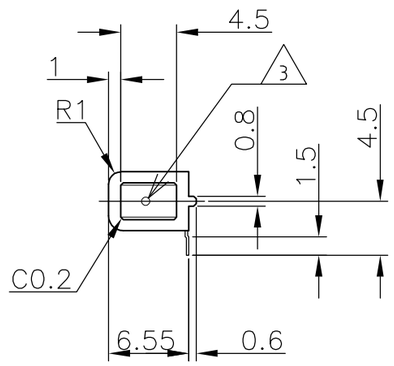

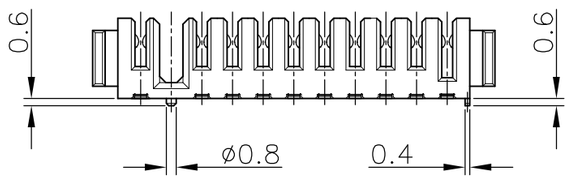

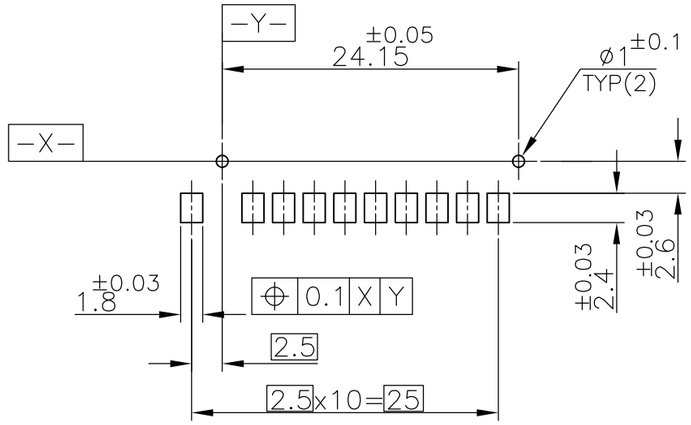

基板取付参考寸法

REFERENCE P.C.BOARD LAYOUT
P.C.BOARD THK 0.8～1.2
(VIEW FROM CONNECTOR MOUNTING SIDE)

△1 材料
- ハウジング：6Tナイロン、UL94V-0、黒
- コンタクト：銅合金

△2 仕上げ
- コンタクト：ニッケル下地めっき 2μm以上
  接触部 金めっき 0.3μm以上
  半田付け部 錫めっき 2～5μm

△3 1-1473776-7のみ 指示する位置にレーザーマーキングあり

△1 MATERIAL
- HOUSING: 6T NYLON、UL94V-0、BLACK
- CONTACT: COPPER ALLOY

△2 FINISH
- CONTACT: Ni ALL OVER UNDER PL. 2μm MIN.
  GOLD PL. 0.3μm MIN. AT CONTACT AREA
  TIN PL. 2～5μm AT LEAD AREA

△3 LASER MARKING TO THIS POSITION,
1-1473776-7 ONLY

鉛フリー
LEAD FREE

△3	1-1473776-7
–	1473776-7
NOTE	PART NO.

WIRE RANGE 抱合電線断面積	INSULATION DIA 被覆外径
–	–

THIS DRAWING IS A CONTROLLED DOCUMENT.

DIMENSIONS: 単位：粍 mm

TOLERANCES UNLESS OTHERWISE SPECIFIED: 一般公差

0 PLC	± 0.3
1 PLC	± 0.3
2 PLC	± 0.3
3 PLC	± 0.3
4 PLC	± 0.3
ANGLES	± 3°

MATERIAL 材料 △1

FINISH 仕上 △2

DWN	S.TODA	13APR01
CHK	I.ENOMOTO	24MAY01
APVD	I.ENOMOTO	24MAY01
PRODUCT SPEC 製品規格	108-5775	
APPLICATION SPEC 取付適用規格		
WEIGHT	1.1 g	

TE Connectivity

NAME 名称: 2.5mm Pitch BATTERY CONNECTOR RECEPTACLE ASSEMBLY (10P)

SIZE	CAGE CODE	DRAWING NO 番号	RESTRICTED TO
A3	00779	C-1473776	

CUSTOMER DRAWING | SCALE 尺度 2:1 | SHEET 1 OF 1 | REV D1