



Digitized Automation for a Changing World

# Delta Programmable Logic Controller DVP Series



reddot design award  
winner 2010

[www.deltaww.com](http://www.deltaww.com)

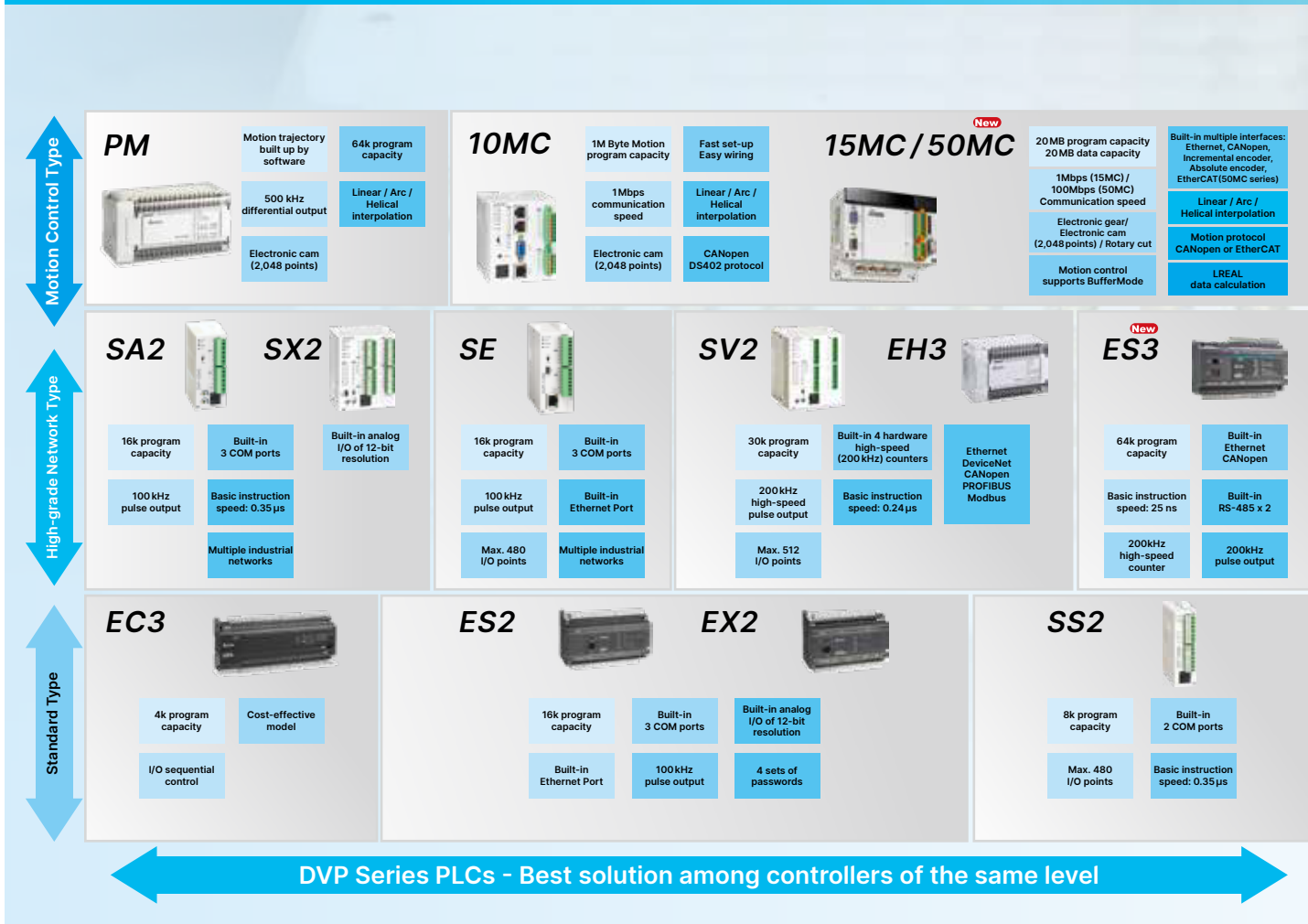



# The Perfect Small PLC Revolution!

After launching our first DVP series PLCs for industrial automation applications, Delta has been devoted to delivering more innovative products that satisfy customers' needs and meet the requirements of a wide variety of applications.

Delta PLCs offer a broad range of controllers and modules which all feature high performance, multiple functions and efficient program editing tools. In addition to the user-friendly programming software and faster execution speed, we provide complete industry-focused solutions, motion control solutions, and industrial fieldbus solutions with Delta's new PLC series. We also integrate our PLCs with industrial automation products to deliver total solutions for various field applications.

As your most reliable partner, Delta is dedicated to creating value for our customers.





# Contents

	Page
<u>Standard PLC DVP-E Series</u>	<u>5</u>
<u>Slim PLC DVP-S Series</u>	<u>10</u>
<u>General Motion Controller DVP-PM Series</u>	<u>12</u>
<u>Multi-axis Motion Controller DVP-MC Series</u>	<u>14</u>
<u>DVP Series Extension Modules</u>	<u>22</u>
<u>Electrical Specifications</u>	<u>27</u>
<u>Dimensions</u>	<u>28</u>
<u>PLC Editing Software ISPSOFT</u>	<u>32</u>
<u>Touch / Text Panel HMI with Built-in PLC TP Series</u>	<u>34</u>
<u>DVP Series Model Name Instruction</u>	<u>38</u>
<u>DVP Series Function Overview</u>	<u>39</u>
<u>Ordering Information</u>	<u>40</u>





**NEW**

# The 3<sup>rd</sup> Generation DVP-ES Series PLC gives you a better control experience with its NEW CPU



AS Core inside

## Standard PLC DVP-ES3

- ▶ Adopts the high performance processor (LD: 25 ns) of the Compact Modular Mid-range PLC AS Series
- ▶ Built-in 32 / 48 / 64 / 80 I/O points and supports high-speed counters / pulse-train outputs
- ▶ Built-in RS-485, Ethernet and CANopen
- ▶ Supports Modbus, Modbus TCP and EtherNet/IP
- ▶ Supports AS Series PLC instructions for higher scalability

## Increased Built-in I/O Points to Enhance Competitiveness for Solutions

### PLCs

**DVP-28SS2**

**DVP-28SA2**

**DVP-26SE**

- ▶ 16DI + 12DO (DVP-28SS2, DVP-28SA2)
- ▶ 14DI + 12DO (DVP-26SE)
- ▶ Compatible with DVP-S Series extension modules (right-side)



# Complete Interface Design and 24-axis Motion Control



**CANopen Motion Controller  
DVP15MC**

**EtherCAT Motion Controller  
DVP50MC**

- ▶ 1GHz CPU
- ▶ Program capacity + data capacity = 20MB + 20MB
- ▶ Up to 24 real axes control

## Built-in Interface

16DI 8DO	RS-232	RS485	Ethernet 15MC: x2 50MC: x1	Memory card:SD
CANopen DS301	Motion 15MC: CANopen DS402 50MC: EtherCAT	Incremental encoder interface*2	SSI absolute encoder interface	

## Motion Function

Multi-axis Gear / Cam	Linear / Arc / Helical interpolation	Jerk	G-Code	Buffer Mode
--------------------------	--	------	--------	----------------



reddot design award  
winner 2010

## Basic PLC DVP-EC3

Applicable for sequence control and simple RS-485/Modbus communication

- ▶ Built-in I/O: 10/14/16/20/24/30/32/40/48/60
- ▶ Program capacity: 4 k steps
- ▶ COM port: Built-in RS-232 & RS-485 ports (10/14-point models do not support RS-485), compatible with Modbus ASCII/RTU protocol
- ▶ Supports 2 points (Y0, Y1) of independent high-speed (max. 10 kHz) pulse output  
(Hardware version V8.00 and above support this function)

Built-in High-Speed Counters					
1-phase 1 input		1-phase 2 inputs		2-phase 2 inputs	
Counters	Bandwidth	Counters	Bandwidth	Counters	Bandwidth
2/2	20kHz/10kHz	1	20kHz	1	4kHz

## Standard PLC / Analog I/O PLC DVP-ES2 / EX2

Standard PLCs with integrated communication and highly efficient processing ability for your control systems

- ▶ 32-bit CPU for high-speed processing
- ▶ Standard PLC DVP-ES2 Series: 16/20/24/32/40/60/80 I/O points for a variety of applications
- ▶ Analog I/O PLC DVP-EX2:
  - Built-in 12-bit 4 analog inputs / 2 analog output; and 14-bit analog I/O extension module
  - Built-in PID auto tuning function for a complete analog control solution
- ▶ Built-in 1 RS-232 and 2 RS-485 ports
- ▶ Program capacity: 16 k steps
- ▶ Data register: 10 k words
- ▶ Max. execution speed of basic instructions: 0.35 μs
- ▶ RTC function and file register (5k words) (hardware version 2.0 and above)
- ▶ Highly efficient processing ability: 1k steps of programs can be completed within 1ms
- ▶ Max. 100 kHz pulse control; specific motion control instructions (mark/masking and instant frequency changing) available for multi-axis applications
- ▶ Up to 4 levels of password protection secures your source programs and intellectual property

Built-in High-Speed Counters					
1-phase 1 input		1-phase 2 inputs		2-phase 2 inputs	
Counters	Bandwidth	Counters	Bandwidth	Counters	Bandwidth
2/6	100kHz/10kHz	2	100kHz	1/3	15kHz/5kHz





## Standard PLC with built-in CANopen interface

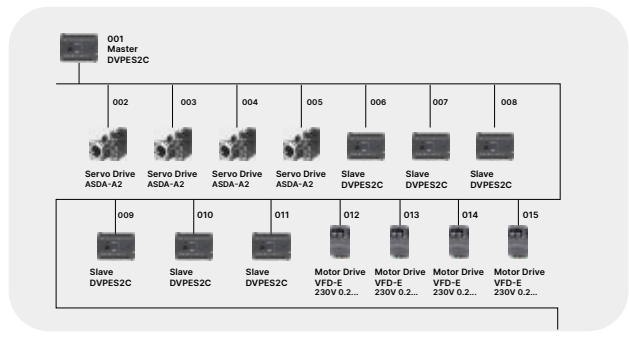
### DVP32ES200RC / TC

Boosts productivity with high execution speed and built-in CANopen interface, and specializes in noise-immunity and easy wiring

- ▶ Built-in 1Mbps CANopen interface; COM3 supports standard CANopen DS301 protocol
- ▶ Versatile communication types: PDO, SDO, synchronous (SYNC), Emergency, NMT and many more
- ▶ 1Mbps high-speed transmission for large data:
  - Max. PDO transmission: up to 390 bytes
  - Max. PDO receiving: up to 390 bytes
- ▶ Ability to connect with 16 slaves via CANopen
- ▶ Built-in 1 RS-232 and 1 RS-485 ports

Fast processing speed

High-speed industrial network: CANopen



## Standard PLC with built-in Ethernet interface

### DVP-ES2-E

Higher communication speed and easier external connection with built-in Ethernet

- ▶ Built-in I/O: 20/32/40/60
- ▶ Communication speed: 100M
- ▶ Supports Modbus and EtherNet/IP (slave)
- ▶ Built-in 1 RS-232 and 2 RS-485 ports

Built-in Ethernet			
Modbus		EtherNet/IP	
<b>Number of Connections</b>	Server: 16 Client: 8	<b>Number of Connections</b>	TCP: 4 CIP: 8
<b>Max. Data Exchange</b> (each connection)	100 words	<b>Max. Data Exchange</b> (each connection)	250 words
		<b>RPI</b>	5 ~ 1,000 ms
		<b>PPS</b>	1,000 PPI

## Temperature / Analog I/O PLC

### DVP30EX200R / T

Integrated controller for temperature control and analog input

- ▶ Built-in 16-bit 3 analog inputs / 12-bit 1 analog output
- ▶ Built-in PID auto tuning function to offer a complete analog control solution
- ▶ 3 analog inputs for Pt / Ni temperature input, precision of 0.1 degree can be readily achieved

Built-in Analog I/O in DVP-EX2 Model			
Analog Input		Analog Output	
<b>Channels</b>	3	<b>Channels</b>	1
<b>Resolution</b>	16-bit	<b>Resolution</b>	12-bit
<b>Spec.</b>	-20 ~ 20 mA or -10 ~ 10V	<b>Spec.</b>	0 ~ 20 mA or -10 ~ 10V

Built-in Temperature Control Function		
<b>Sensor</b>	Pt100/Pt1000	Ni100/Ni1000
<b>Temperature Range</b>	-200°C ~ 800°C	-100°C ~ 180°C
<b>Value Range</b>	-2,000 ~ 8,000	-1,000 ~ 1,800

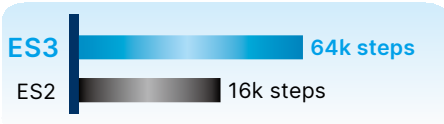


## Standard PLC

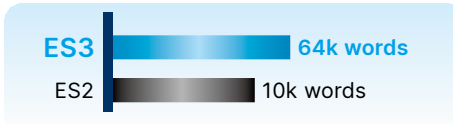
### DVP-ES3 New

The 3<sup>rd</sup> Generation DVP-ES Series PLC provides higher performance with a new, upgraded CPU and multiple built-in communication interfaces

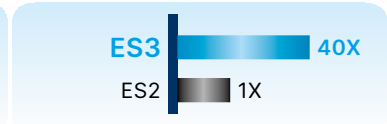
#### Program capacity



#### Data register



#### Execution speed



### Outstanding Operation Performance

- ▶ Adopts the high performance processor of the Compact Modular Mid-range PLC AS Series
- ▶ Min. execution time of basic instruction: 25 ns

### Excellent Motion Control

- ▶ High-speed counter: 200 kHz x 4
- ▶ High-speed pulse out: 200 kHz x 4 (pulse + direction) or 200 kHz x 8 (pulse)
- ▶ Supports 2-axis interpolation (linear and arc)
- ▶ Supports table structured position control function
- ▶ Supports 8 axes CANopen point-to-point motion control (with Delta servo drives only)

### Built-in Communication Interfaces

- ▶ USB: For programming
- ▶ RS-485 x 2: Modbus RTU/ASCII
- ▶ Ethernet:
  - Modbus TCP: 16/16 connections (Server/Client)
  - EtherNet/IP: 8/16 connections (TCP/CIP)
- ▶ CANopen: DS301

### Higher Specifications

- ▶ Program capacity: 64k steps
- ▶ Data capacity: 64k words
- ▶ Built-in 32/48/64/80 DIO points
- ▶ Supports micro SD card



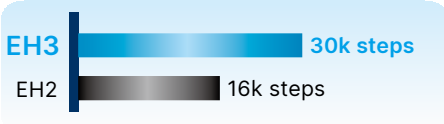


## High Performance PLC

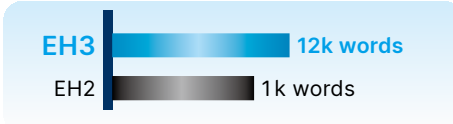
### DVP-EH3

High-end model of Delta's DVP-E Series PLC with large program capacity and data registers for demanding and complex applications

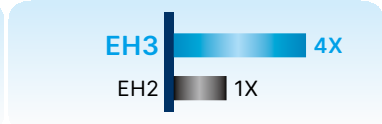
#### Program capacity



#### Data register



#### Execution speed



### Excellent Motion Control

- ▶ High-speed pulse output: 4 axes of 200kHz pulse output (DVP32/40/48/64/80EH00T3)
- ▶ Supports max. 4 hardware 200kHz high-speed counters
- ▶ Various motion control instructions to achieve high-speed and high-precision positioning control for labeling machines, packaging machines, printing machines and more applications
- ▶ Linear / arc interpolation motion control function
- ▶ Provides up to 16 external interrupt pointers

### Complete Program Protection

- ▶ Auto backup function prevents program and data loss even when the battery runs out
- ▶ Secondary backup function saves an extra copy of programs and data to enhance program safety
- ▶ Up to 4 levels of password protection protects your source programs and intellectual property

### Outstanding Operation Performance

- ▶ 32-bit CPU + ASIC dual processors support floating point operations
- ▶ Max. execution speed of basic instructions: 0.24µs

### Flexible Function Extension Modules & Cards

- ▶ Multiple selections of extension modules and function cards: analog I/O, temperature measurement, additional single-axis motion control, high-speed counting
- ▶ 3<sup>rd</sup> serial communication port and Ethernet communication card are available

### PLC Link

- ▶ PLC Link allows users to link up a max. of 32 units to the network without extra communication extension modules

### Built-in 4 Hardware High-Speed Counters

Standard		Hardware high-speed counter					
1-phase 1 input		1-phase 1 input		1-phase 2 inputs		2-phase 2 inputs	
Counters	Bandwidth	Counters	Bandwidth	Counters	Bandwidth	Counters	Bandwidth
8	10 kHz	4	200 kHz	4	200 kHz	4	200 kHz

The specifications of high-speed input and output on this page are applicable only for DVP40EH00R3 / DVP40EH00T3.

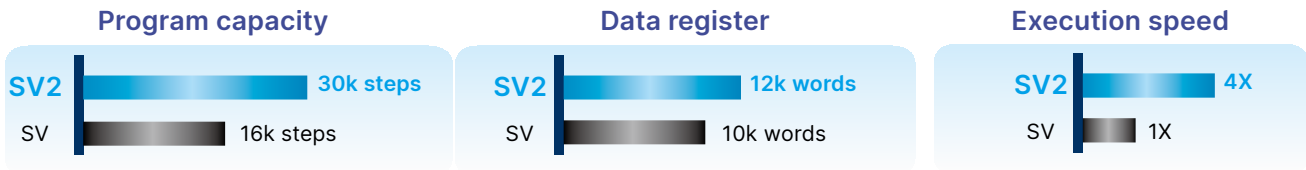
Refer to the I/O specifications table on page 20 for more information on other models.



## High Performance Slim PLC

### DVP-SV2

High-end model of the DVP-S Series with larger program capacities and data registers for more demanding and complex applications



### Excellent Motion Control

- ▶ High-speed pulse output: 4 axes of 200 kHz pulse output
- ▶ Supports 4 hardware 200 kHz high speed counters
- ▶ Various motion control instructions to achieve high-speed and high-precision positioning control for labeling machines, packaging machines, printing machines and more applications
- ▶ Linear / arc interpolation motion control function
- ▶ Provides up to 16 external interrupt pointers

### Complete Program Protection

- ▶ Auto backup function prevents program and data loss even when the battery runs out
- ▶ Secondary backup function saves an extra copy of programs and data to enhance program safety
- ▶ Up to 4 levels of password protection protects your source programs and intellectual property

Supports DVP-S Series modules (left-side and right-side); additional new Ethernet communication command (ETHRW) \* Note: DVP28SV2 only supports right-side modules

### Outstanding Operation Performance

- ▶ 32-bit CPU + ASIC dual processors support floating point operations
- ▶ Max. execution speed of basic instructions: 0.24µs

The DVP-24SV2 model has a built-in 2AI (12-bit) with Y10 / Y12 of 10 kHz output.

Built-in 4 Hardware High-Speed Counters							
Standard		Hardware high-speed counter					
1-phase 1 input		1-phase 1 input		1-phase 2 inputs		2-phase 2 inputs	
Counters	Bandwidth	Counters	Bandwidth	Counters	Bandwidth	Counters	Bandwidth
8	10 kHz	4	200 kHz	4	200 kHz4	4	200 kHz

The X11 / X15 have been upgraded to 200kHz since 2016 October



## Standard Slim PLC DVP-SS2

### Economic and compact model

- ▶ 32-bit CPU for high-speed processing
- ▶ Max. I/O: 480 points
- ▶ Program capacity: 8 k steps
- ▶ Data register: 5 k words
- ▶ Max. execution speed of basic instructions: 0.35  $\mu$ s
- ▶ Built-in RS-232 and RS-485 ports (Master/Slave)
- ▶ Supports standard Modbus ASCII/RTU protocol and PLC Link function

### Motion Control Functions

- ▶ 4 points of 10 kHz pulse output
- ▶ 8 points of high-speed counters: 20 kHz/4 points, 10 kHz/4 points

Built-in High-Speed Counters					
1-phase 1 input		1-phase 2 inputs		2-phase 2 inputs	
Counters	Bandwidth	Counters	Bandwidth	Counters	Bandwidth
4/4	20 kHz/ 10 kHz	2	20 kHz	2/2	10 kHz/ 5 kHz

## Advanced Slim PLC DVP-SA2

### Advanced model supporting 2-axis interpolation

- ▶ 32-bit CPU for high-speed processing
- ▶ Program capacity: 16 k steps
- ▶ Data register: 10 k words
- ▶ Max. execution speed of basic instructions: 0.35  $\mu$ s
- ▶ Built-in 1 RS-232 and 2 RS-485 ports (Master/Slave)  
※ Note: RS-485 will be reduced to 1 port in DVP28SA2
- ▶ Supports standard Modbus ASCII/RTU protocol and PLC Link function
- ▶ No battery required; RTC function operates for 15 days after power off
- ▶ Supports DVP-S Series modules (left-side and right-side)  
※ Note: DVP28SA2 only supports right-side modules

### Motion Control Functions

- ▶ 4 points of high-speed pulse output: 100 kHz/2 points, 10 kHz/2 points
- ▶ 8 points of high-speed pulse input: 100 kHz/2 points, 10 kHz/6 points, 1 set of A/B phase 50 kHz
- ▶ Supports 2-axis linear and arc interpolation

Built-in High-Speed Counters					
1-phase 1 input		1-phase 2 inputs		2-phase 2 inputs	
Counters	Bandwidth	Counters	Bandwidth	Counters	Bandwidth
2/6	100 kHz/10 kHz	2	100 kHz	1/3	50 kHz/5 kHz





## Analog I/O Slim PLC

### DVP-SX2

#### Analog model with highly efficient PID control function

- ▶ 32-bit CPU for high-speed processing
- ▶ Program capacity: 16k steps
- ▶ Data register: 10k words
- ▶ Max. execution speed of basic instructions: 0.35 μs
- ▶ Built-in 4 analog inputs / 2 analog outputs
- ▶ Built-in mini USB, RS-232 and RS-485 ports (Master/Slave)
- ▶ Supports standard Modbus ASCII/RTU protocol and PLC Link function
- ▶ PID Auto Tuning function for highly efficient PID control
- ▶ No battery required; RTC function operates for at least one week after power off (hardware version 2.0 and above)
- ▶ Supports DVP-S Series modules (left-side and right-side)

#### Motion Control Functions

- ▶ 4 points of high-speed pulse output: 100 kHz / 2 points, 10 kHz / 2 points
- ▶ 8 points of high-speed pulse input: 100 kHz / 2 points, 10 kHz / 6 points
- ▶ Supports 2-axis linear and arc interpolation

Built-in Analog I/O			
Analog Input		Analog Output	
Channels	4	Channels	2
Resolution	12-bit	Resolution	12-bit
Spec.	-20 ~ 20 mA or -10 ~ 10 V or 4 ~ 20 mA	Spec.	0 ~ 20 mA or -10 V ~ 10 V or 4 ~ 20 mA

## Network Type Advanced Slim PLC

### DVP-SE

#### Complete network communication functions for advanced industrial applications

- ▶ 32-bit CPU for high-speed processing
- ▶ Program capacity: 16k steps
- ▶ Data register: 12k words
- ▶ Max. execution speed of basic instructions: 0.64 μs
- ▶ Built-in Ethernet  
DVP12SE : Modbus & Ethernet/IP (Explicit message)  
DVP26SE : Modbus & Ethernet/IP (Adapter mode, explicit message)
- ▶ Built-in mini USB port, RS-485 port\*2 and Ethernet port that supports Modbus TCP and EtherNet/IP Slave (adapter)  
※ Note: RS-485 will be reduced to 1 port in DVP26SE
- ▶ IP Filter functions as firewall for first line protection against malware and network threats
- ▶ Supports DVP-S Series modules (left-side and right-side)  
※ Note: DVP26SE only supports right-side modules
- ▶ No battery required; RTC function operates for 15 days after power off

#### Motion Control Functions

- ▶ 4 points of high-speed pulse output: 100 kHz / 2 points, 10 kHz / 2 points
- ▶ 8 points of high-speed pulse input: 100 kHz / 2 points, 10 kHz / 6 points, 1 set of A / B phase 50 kHz
- ▶ Supports 2-axis linear and arc interpolation

Built-in High-Speed Counters					
1-phase 1 input		1-phase 2 inputs		2-phase 2 inputs	
Counters	Bandwidth	Counters	Bandwidth	Counters	Bandwidth
2/6	100 kHz / 10 kHz	2	100 kHz	1/3	50 kHz / 5 kHz

# General Motion Controller

## DVP-PM



### Standard Motion Controller

#### DVP10PM00M

##### Standard motion controller for general applications

- ▶ Built-in 24 I/O points. Max. 256 I/O points
- ▶ Program capacity: 64 k steps
- ▶ Data register: 10 k words
- ▶ Execution speed LD: 0.13 μs, MOV: 2.1 μs
- ▶ Built-in RS-232 and RS-485 ports
- ▶ 2 / 3 / 4 / 5 / 6 axes linear interpolation motion control
- ▶ Highly accurate PWM 200 kHz output, resolution 0.3%
- ▶ 8 groups of high-speed captures (mark correction, frequency measurement), comparative output, Mark / Mask function (for bag making)
- ▶ Supports standard Modbus ASCII / RTU protocol

##### Motion Control Functions

- ▶ High-speed pulse output: built-in 6 sets of A/B phase pulse outputs
- ▶ 2 sets of 200 kHz output, 4 sets of 1 MHz output
- ▶ 6 sets of high-speed counters and hardware digital filter for counting
- ▶ Supports MPG inputs
- ▶ Single-axis motion control function (supports MPG, single-speed and two-speed positioning)
- ▶ Electronic gear function

### Advanced Motion Controller

#### DVP20PM00D / M / DT

##### Excellent as motion controllers or extension modules and supports advanced motion control functions

- ▶ Built-in 16 I/O points. Max. 512 I/O points
- ▶ Program capacity: 64 k steps
- ▶ Data register: 10 k words
- ▶ Compatible with G-code / M-Code
- ▶ 3-axis linear / arc / helical interpolation
- ▶ Supports electronic cam (2,048 points) function for flying shear and rotary cut applications
- ▶ All models can be applied as motion controllers or extension modules
- ▶ Built-in RS-232 and RS-485 ports, and supports standard Modbus ASCII/RTU protocol

##### Motion Control Functions


- ▶ Built-in A/B phase differential signal outputs: 2 sets (DVP20PM00D) / 3 sets (DVP20PM00M)  
Max. differential output frequency: 500 kHz
- ▶ Supports MPG inputs
- ▶ Single-axis motion control function (supports MPG, single-speed and two-speed positioning)
- ▶ Electronic gear function

#### Function Cards for DVP-PM

Model Name	Specifications	Features
DVP-FPMC	Ethernet/CANopen communication card	1. Complies with CANopen CiA301 V4.0.2 protocol. 2. Provides high-speed program upload/download via Ethernet.

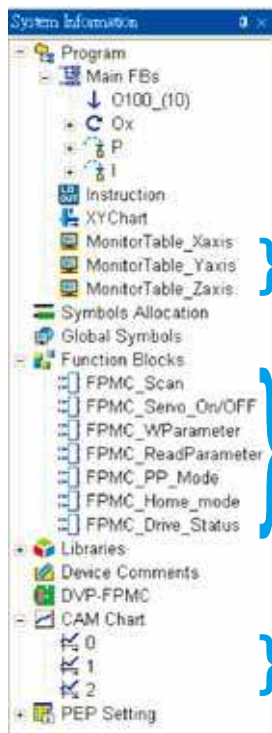
\* DVP-PM also supports DVP-EH series function cards: DVP-F2AD, DVP-F2DA, DVP-F232S and DVP-F485S

# General Motion Controller DVP-PM Series: Pulse-train communication



## Programming Software for DVP-PM Series: PMSoft

The programming software for G-Code editing, motion path simulation, positioning route planning and electronic cam setup



### Variable Declaration

Separate from the program. The corresponding physical I/O point of the variable is defined only after the program is compiled. Users do not need to modify the program.

Class	Identifiers	Address	Type	Initial	Comment
VAR	Axis_Scan		FPMC_Scan		FPMC轴扫描输入
VAR	Axis_Enable		FPMC_Servo_On/OFF		FPMC轴伺服启停
VAR	Axis_WP		FPMC_WParameter		FPMC轴位置输入
VAR	Axis_SP		FPMC_ReadParameter		FPMC轴位置输出

### Function Block

- A completed project can be divided into many function blocks.
- Every function block can be used repeatedly, and the import / export function makes the programming more convenient.



### Comprehensive Monitoring

The "program monitoring" and "device monitoring" allow users to keep track of program operation.

### Motion Network Function Block

PLCopen Function Block allows users to easily use motion control functions



### Electronic Cam

Electronic cam editing



# Multi-axis Motion Controller


## DVP-MC

### 16-axis Motion Controller

#### DVP10MC11T

Perfect controller to offer highly stable multi-axis motion control solutions through CANopen communication

- ▶ Built-in 12 I/O points (8 sets of high-speed inputs, 4 sets of high-speed outputs)
- ▶ Up to 16 axes synchronous control through CANopen communication
- ▶ Synchronization time: 4 axes in 2ms / 8 axes in 4ms
- ▶ Built-in motion control instructions of electronic cam, flying shear, rotary cut for easy operation
- ▶ High precision control with interpolation function



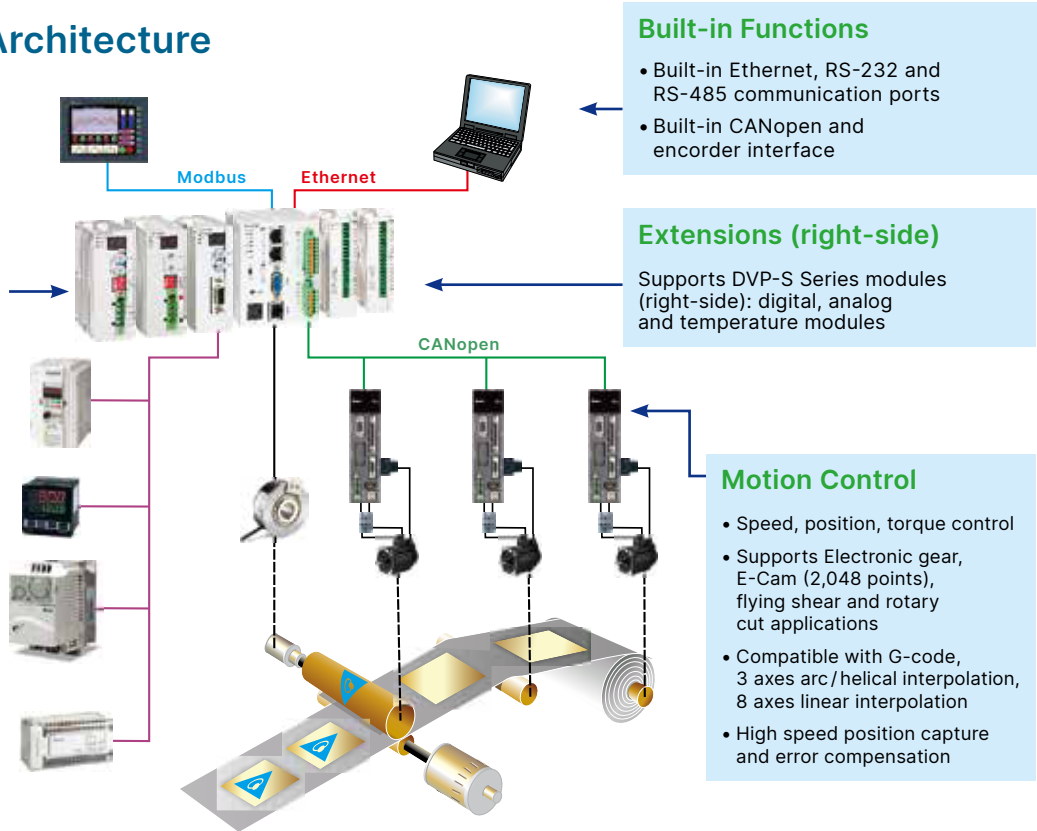
## System Control Architecture

**Extensions (left-side)**

- Supports DVP-S Series modules (left-side):
  - CANopen master
  - DeviceNet master
  - PROFIBUS slave
  - load cell modules

**Accessories**

Standard CANopen communication cables, terminal resistor and distribution box



**Built-in Functions**

- Built-in Ethernet, RS-232 and RS-485 communication ports
- Built-in CANopen and encoder interface

**Extensions (right-side)**

Supports DVP-S Series modules (right-side): digital, analog and temperature modules

**Motion Control**

- Speed, position, torque control
- Supports Electronic gear, E-Cam (2,048 points), flying shear and rotary cut applications
- Compatible with G-code, 3 axes arc / helical interpolation, 8 axes linear interpolation
- High speed position capture and error compensation

CANopen Accessories		
Model Name	Specifications	Features
UC-CMCXXX-01A	CANopen sub-line	RJ45 connector for both ends
UC-DN01Z-01A / 02A	CANopen main-line / sub-line	AWG18 / AWG24 CANopen cables for long distance communication via CANopen
TAP-CN01 / 02 / 03	Distribution box	Built-in terminal resistor 120 Ω
TAP-TR01	Terminal resistor	Terminal resistor 120 Ω

## Multi-axis Motion Controller

### DVP15MC / DVP50MC New

The DVP15MC/DVP50MC Series is a multi-axis motion controller designed for the CANopen / EtherCAT network architecture. It supports CANopen/EtherCAT with built-in motion control instructions (BufferMode and Jerk) for flexible configuration and fast project development. DVP15MC/DVP50MC controls up to 24 real axes via Motion port. It also supports single axis motion control instructions such as speed, position, torque, homing, position setup and multi-axis motion control instructions such as electronic gear, electronic cam (E-Cam), rotatory cut and G-code.

DVP15MC/DVP50MC features multiple built-in communication interfaces, and can be easily connected to other equipment without additional communication modules. It also provides high-speed and reliable motion control via CANopen/EtherCAT for printing, packaging, wire cutting, robots and other automation control industries.

#### Motion Control

- Up to 24 real axes control (virtual axis no.: 1~32, can't be repetitive with real axis no.)
- Built-in motion control instructions and easy to use
- Supports encoder axis and virtual axis
- Single axis motion control instructions: speed, torque, homing, and position setup
- Application instructions: electronic gear, E-Cam, and rotary cut
- G-code: 8 axes linear / arc / helical interpolation
- Coordinates motion control instructions

#### Performance

- 1GHZ high-speed floating point operation
- High-precision computing: supports LREAL (Double-precision floating-point format)
- Synchronization time:
  - DVP15MC: 4 axes in 2ms, 8 axes in 4ms
  - DVP50MC: 32 axes in 1ms
- Program capacity: 20 MB
- Data capacity: 20 MB

#### External Interfaces

- 1 CANopen port as host or slave station
- 1 Motion port (DVP15MC: CANopen, DVP50MC: EtherCAT)
- 16 high-speed inputs / 8 high-speed outputs
- 2 incremental encoder interfaces
- 1 SSI absolute encoder interface
- Ethernet port: DVP15MC x2, DVP50MC x1
- 1 SD card slot
- 1 RS-232 port and 1 RS-485 port
- Extension:
  - Left-side: supports up to 8 DVP-S Series modules (AIO / PROFIBUS Slave)
  - Right-side: compatible with DVP-S Series modules (240 DI, 240 DO and 8 special modules)



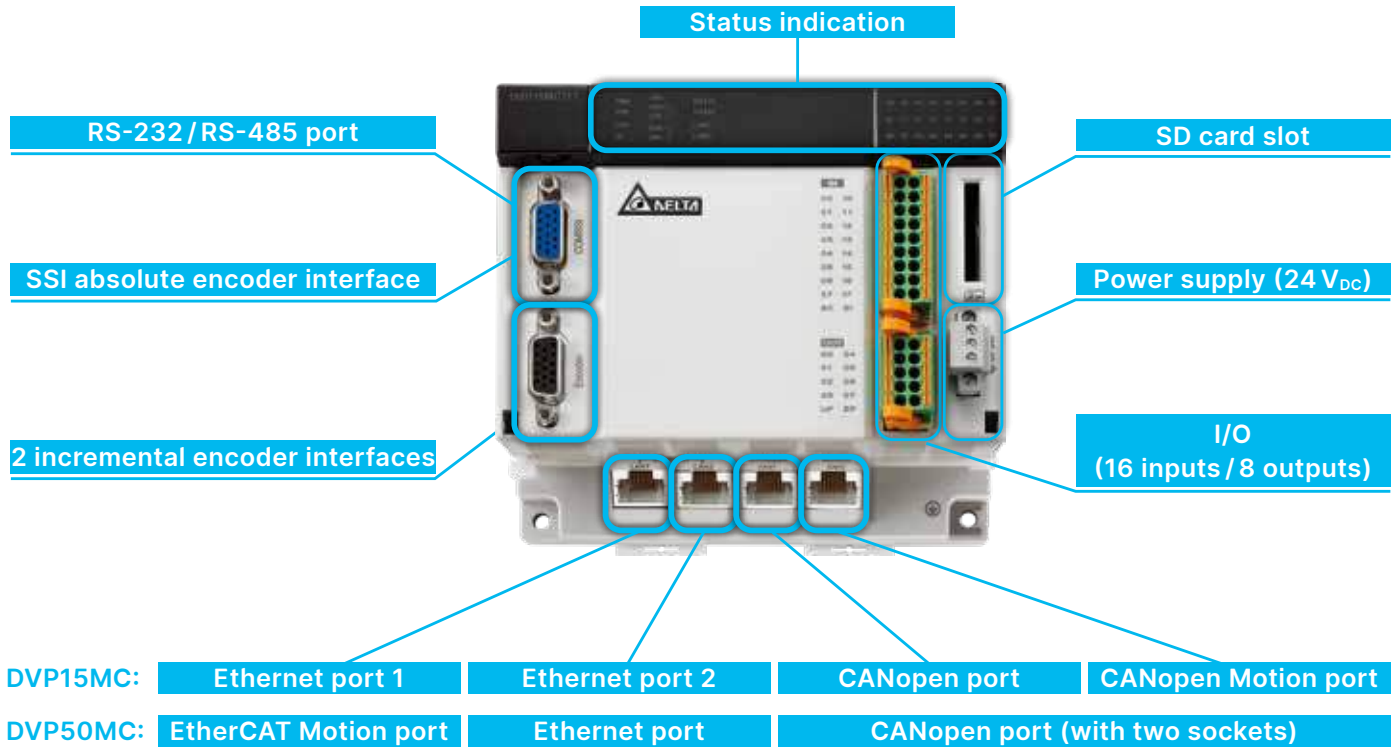
#### Motion Network and Wiring

- DVP15MC
  - Motion network: CANopen
  - Communication speed: Max. 1Mbps
  - Distance: Max. 100m (at 500 kbps)
- DVP50MC
  - Motion network: EtherCAT
  - Communication speed: Max. 100Mbps
  - Distance: Max. 50m (Node-to-node)
- Simple wiring, plug-and-play



## DVP15MC / DVP50MC Interface

Multiple built-in communication interfaces allow easy connection to other equipment without additional communication modules.



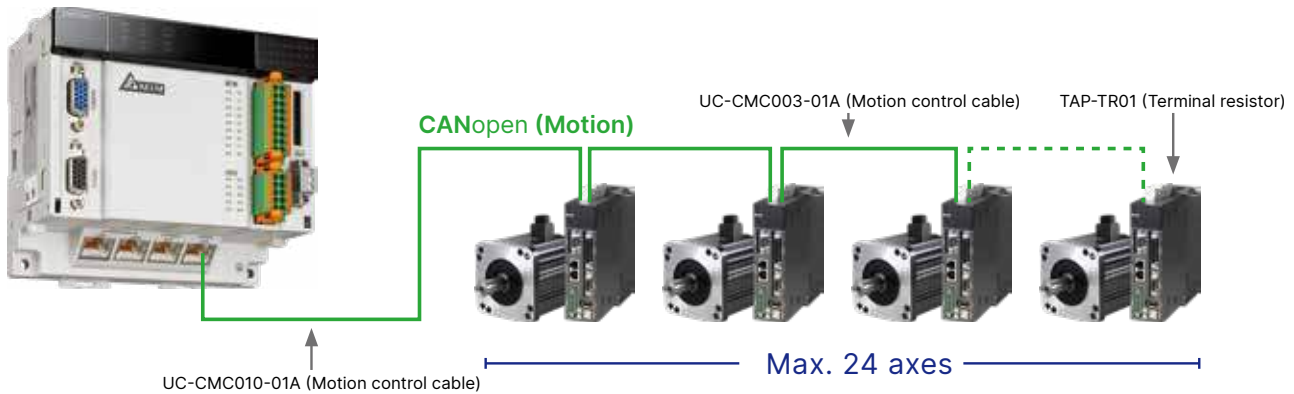


## Simple Wiring, Plug-and-Play Motion Control Network

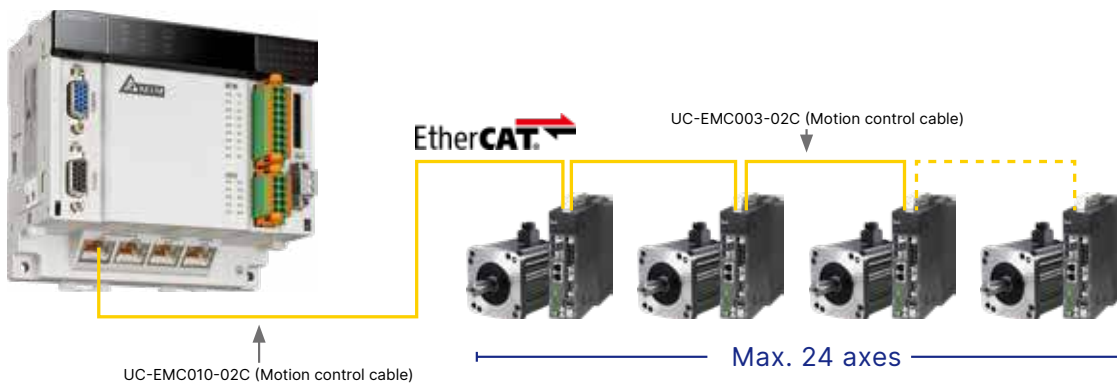
The DVP15MC / DVP50MC features stable CANopen / EtherCAT communication, simple wiring, plug-and-play functions, and communicates with servo drives (axes) via CANopen/EtherCAT network. Delta provides communication cable, terminal resistor and distribution box.

\*Please refer to "Accessories" for detailed information

### DVP15MC:



### DVP50MC:



## Compatible with Servo Drives via Motion Port

- Delta's AC Motor Drives ASDA-A2-XXXX\*-M / ASDA-A2-XXXX\*-MN models support CANopen communication, and they are the only models that can be connected to a DVP10MC11T for motion control networks.
- Delta's AC Motor Drives ASDA-A3-XXXX\*-M / ASDA-A2-XXXX\*-M / ASDA-B3-XXXX\*-M models support CANopen communication, and they are the only models that can be connected to a DVP15MC CANopen (Motion) port for motion control networks.
- Delta's AC Motor Drives ASDA-A3-XXXX\*-E / ASDA-A2-XXXX\*-E / ASDA-B3-XXXX\*-E models support EtherCAT communication, and they are the only models that can be connected to a DVP50MC EtherCAT (Motion) port for motion control networks.

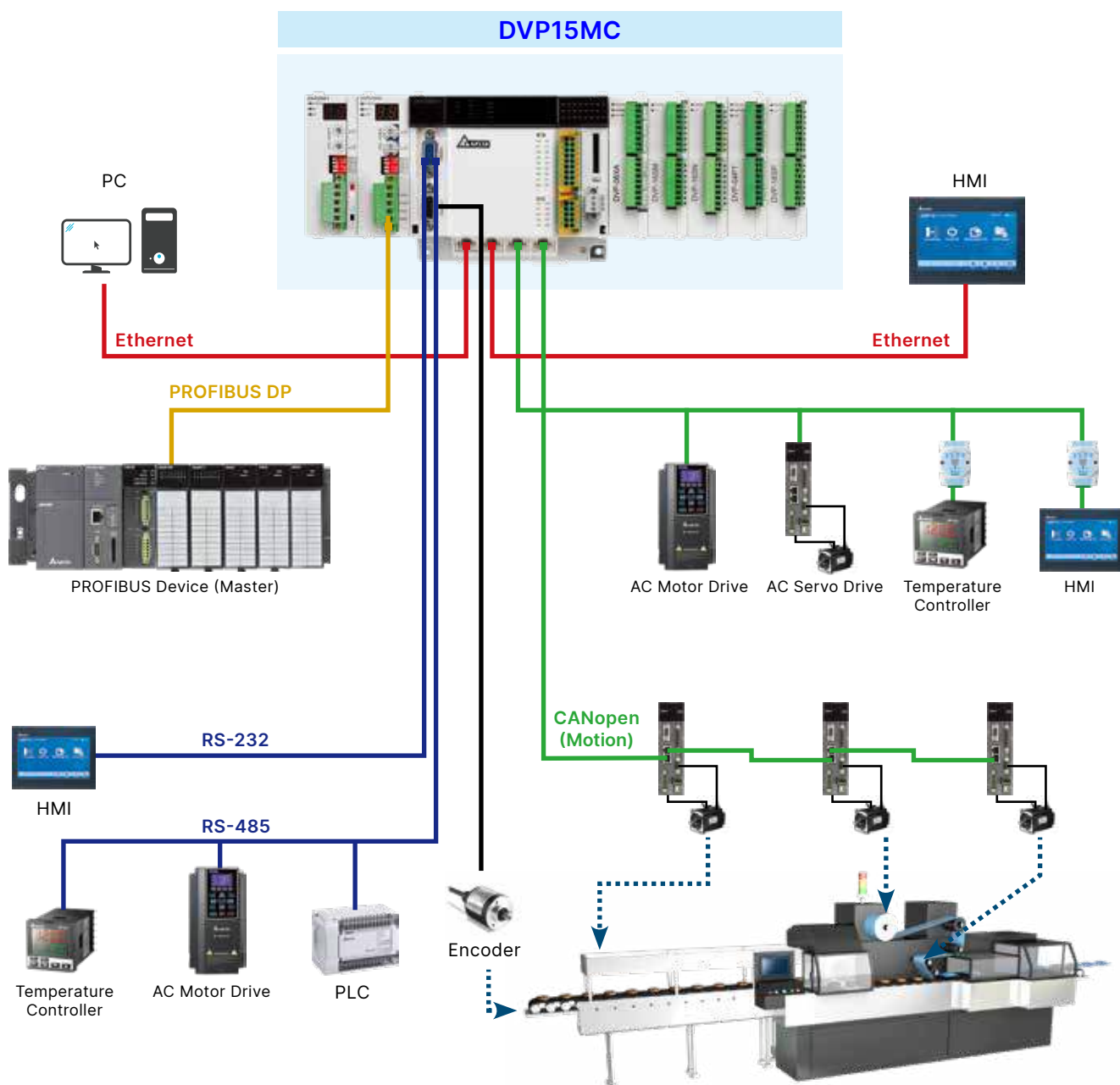
The standard CANopen port of DVP15MC / DVP50MC can be connected to all equipment that supports CANopen networks. The ASDA-A3 / A2 / B3 Series models provide high positioning accuracy and low-speed operation stability.

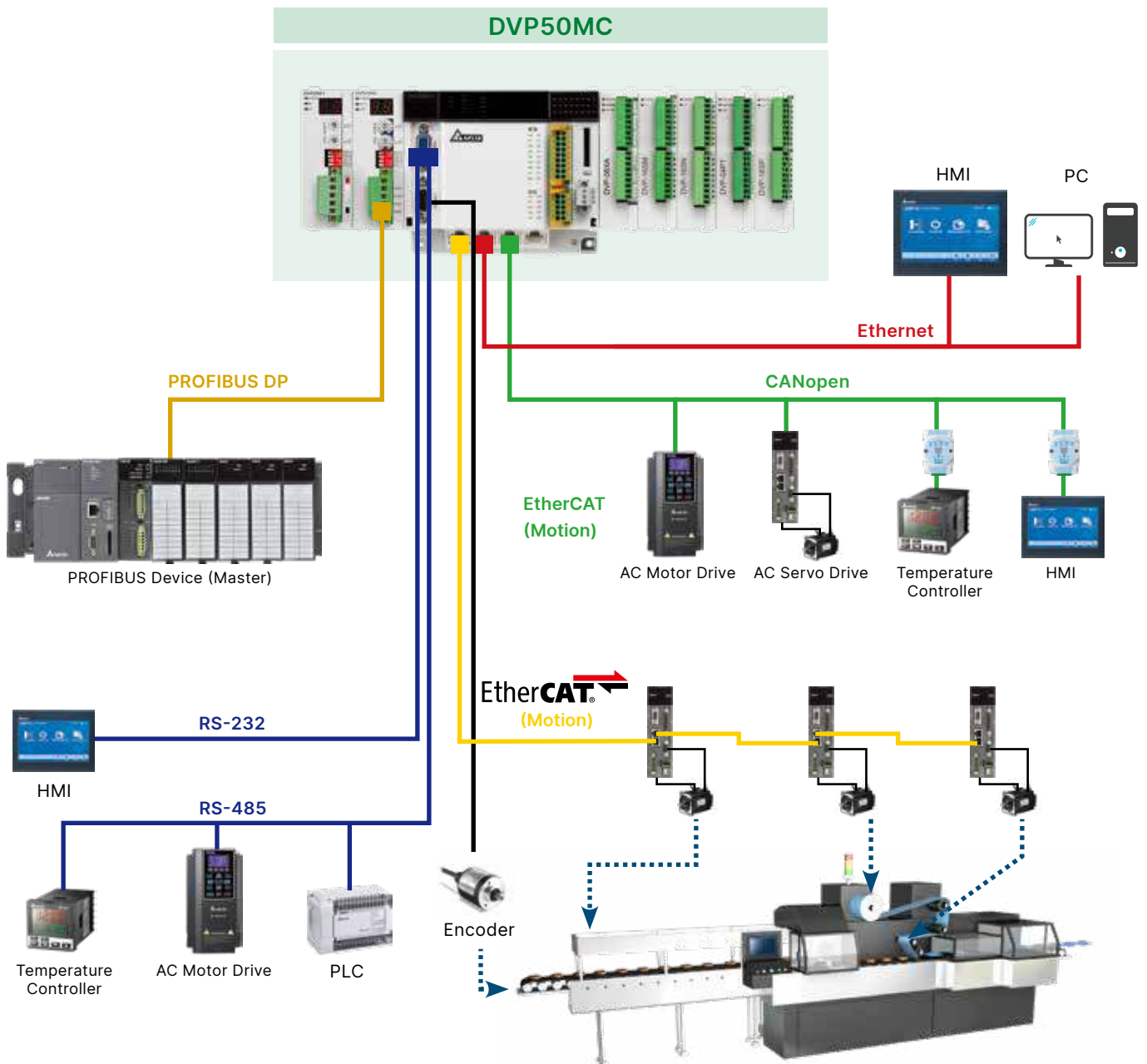
\* XXXX represents output power and input voltage



## System Structure

DVP15MC/DVP50MC provides multiple industrial networks. As in the structure shown below, DVP15MC/DVP50MC can be connected to a variety of industrial automation equipment via Ethernet (upper layer), EtherCAT, CANopen, DeviceNet, PROFIBUS DP (middle layer) and RS-485 (lower layer, support Modbus).

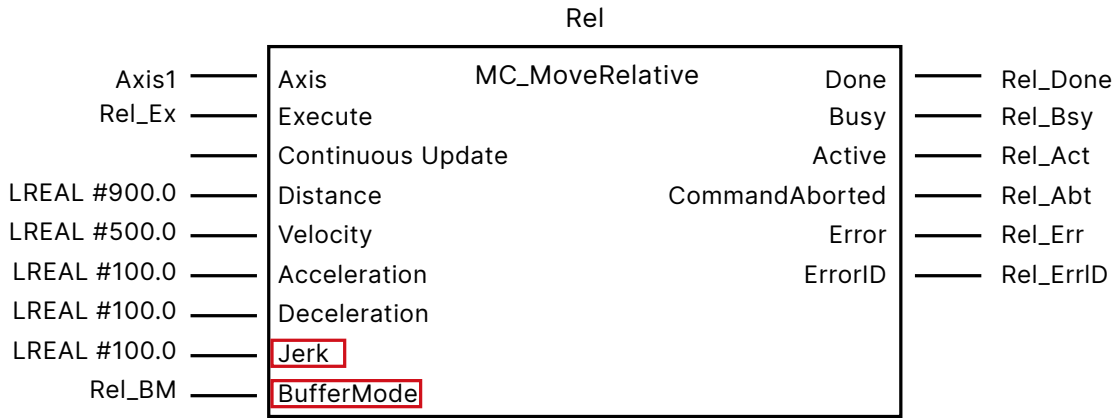






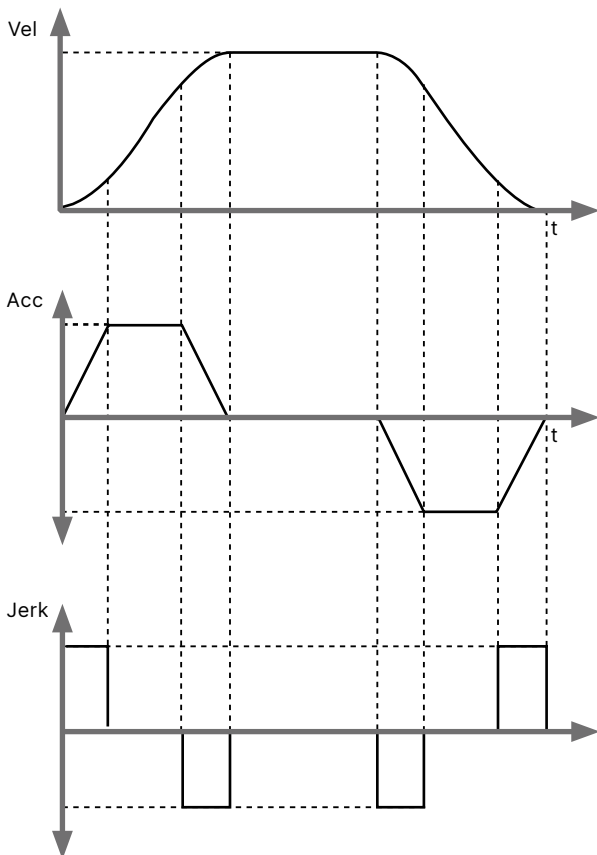
# Motion Control

Supports BufferMode and Jerk motion instructions:



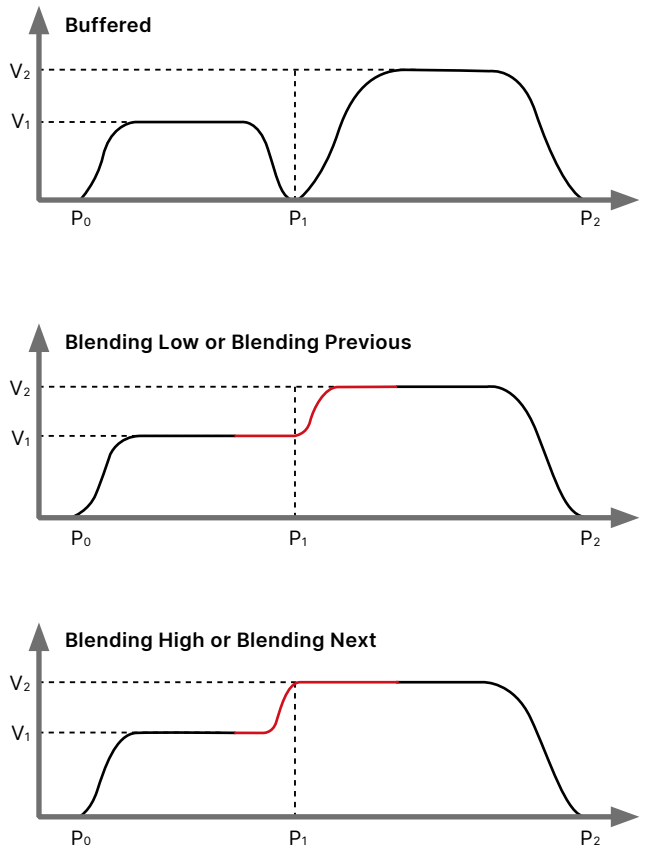
Supports Jerk motion instruction:

Modifies the Jerk value to make the velocity curve smoother



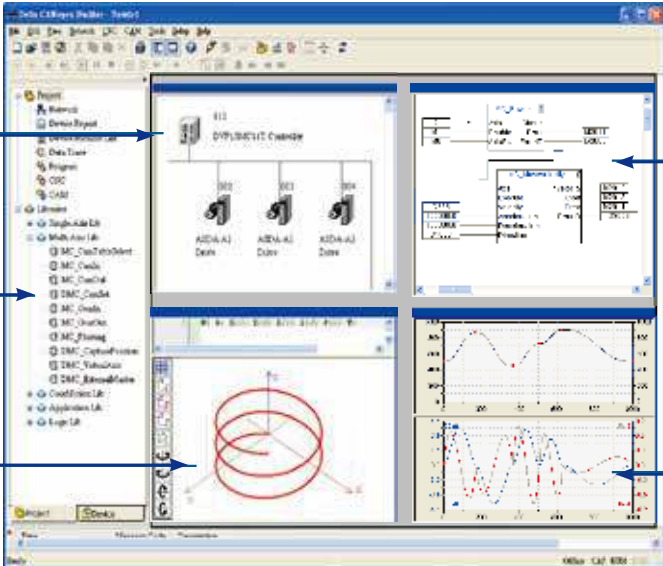
Supports BufferMode motion instruction:

Enables smooth transition between 2 instructions



# CANopen Configuration Software: CANopen Builder

- Features network arrangement, motion control programming, G-code editor / graph preview and E-Cam curve planning
- Supports international standard function blocks for motion control, enhancing program editing efficiency



- Network Arrangement**  
 Network scanning for listing all the equipment
- Motion Control**  
 Supports international standard function blocks for motion control
- G-code Editor and Preview**  
 G-code editing and preview, direct DXF files import available

- Program Editing**  
 CFC, LD, ST, function blocks connection and syntax check
- E-Cam Curve Planning**  
 Allows users to plan E-Cam curves according to their needs for more complex control

# Professional Motion Control Applications

Designed as the most outstanding and economical motion controller, the DVP-PM Series provides flying shear, rotary cut, electronic cam and many advanced functions to achieve highly precise motion control

## Robot Arm

Electronic Cam (E-Cam) function enables the robot arm to perform multi-axis control. After the required positions are memorized in the PLC, users can enable the electronic cam function to create the E-Cam profile and conduct trajectory tracking and multi-axes motion control required in robot arm applications.



## High-Speed Cutting Machine

Average PLC cutting motion is limited by operation speed, poor synchronization, large amounts of calculations and long CPU processing time, resulting in a disproportionate cutting result and affecting the quality of end products. The basic demands, however, can be fulfilled under low speed while rough surface and low quality appear under high speed. The electronic cam function offered by DVP-PM and DVP-MC is able to generate dynamic cam curves for rotary cutting to ensure precise cutting results.



## Digital Board Cutting Machine

The DVP-PM Series' built-in flying shear function is able to complete synchronous conveyance and cutting speed, and ensures precise cutting results on conveyor belts.



## CNC Lathe

The DVP-PM Series controls multi-axis motion. Two axes complete the motion by linear or arc interpolation, and the other two work independently, controlling the independent or synchronous ascending/descending of the vertical axis on two sides.



# High Performance PLC DVP-EH Series and Extension Modules

## Small PLC with Highest Operation Efficiency

### DVP-EH3

- ▶ Max. 512 I/O points
- ▶ 200kHz high-speed pulse output
- ▶ High-speed extension modules
- ▶ Linear / Arc interpolation
- ▶ L type, supports extension modules (left-side)



### Function Cards

#### ■ RS-232/RS-422/RS-485 Communication (COM3 Port, DVP-EH3 series PLC only)

DVP-F232



DVP-F485



#### ■ Analog I/O

DVP-F2AD  
DVP-F2DA



#### ■ Ethernet Communication

DVP-FEN01 (DVP-EH3 only)



### Accessories

#### ■ Data Backup Card

DVP-512FM (DVP-EH3 only)



DVPPCC01  
(for general applications)



#### ■ Data Transmission Cable

UC-MS030-01A



Model Name	Specifications
DVP16EH00R3	2 counters of 200 kHz input
DVP16EH00T3	2 counters of 200 kHz input, 2 axes of 200 kHz output
DVP20EH00R3	2 counters of 200 kHz input, 1 counter of 20 kHz input
DVP20EH00T3	2 counters of 200 kHz input, 2 axes of 200 kHz output
DVP32EH00R3	4 counters of 200 kHz input
DVP32EH00T3 <sup>*2</sup>	4 counters of 200 kHz input, 4 axes of 200 kHz output
DVP32EH00M3	4 counters of 200 kHz input (Differential: 2 sets), 2 axes of 200 kHz output (Differential: 2 axes)
DVP32EH00R3-L <sup>*1</sup>	4 counters of 200 kHz input
DVP32EH00T3-L <sup>*1*2</sup>	4 counters of 200 kHz input, 4 axes of 200 kHz output
DVP40EH00R3	4 counters of 200 kHz input
DVP40EH00T3	4 counters of 200 kHz input, 4 axes of 200 kHz output
DVP48EH00R3	4 counters of 200 kHz input
DVP48EH00T3	4 counters of 200 kHz input, 4 axes of 200 kHz output
DVP64EH00R3	4 counters of 200 kHz input
DVP64EH00T3	4 counters of 200 kHz input, 4 axes of 200 kHz output
DVP80EH00R3	4 counters of 200 kHz input
DVP80EH00T3	4 counters of 200 kHz input, 4 axes of 200 kHz output

AC power supply   
 Inputs   
 Outputs   
 Relay output   
 Transistor output   
 Differential output

\*1 Supports high-speed extension (left-side)

\*2 DVP32EH Series produced after 2014 support 4 axes of 200 kHz output

## Digital I/O Modules

### Input Point Extension

DVP08HM11N  
DVP16HM11N  
DVP32HM11N



### Output Point Extension

DVP08HN11R/T  
DVP32HN00R/T



### Input / Output Point Extension

DVP08HP11R/T  
DVP16HP11R/T  
DVP32HP00R/T  
DVP48HP00R/T



## Analog I/O Modules

### Analog Function Extension

#### Analog Input

- DVP04AD-H2  
V: 14-bit  
I: 13-bit
- DVP04AD-H3  
V: 16-bit  
I: 16-bit



#### Analog Output

- DVP04DA-H2  
V: 12-bit  
I: 12-bit
- DVP04DA-H3  
V: 16-bit  
I: 16-bit



#### Analog Input / Output

- DVP06XA-H2  
Input 4CH/Output 2CH  
V: 12-bit/V : 12-bit  
I: 11-bit/I : 12-bit
- DVP06XA-H3  
V: 16-bit  
I: 16-bit



### Temperature Measurement

#### Sensor: Pt100

- DVP04PT-H2



#### Sensor:

- DVP04TC-H2  
J, K, R, S, E, N, T thermocouple  
0 ~ 150mV
- DVP08TC-H2  
J, K, R, S, E, N, T thermocouple  
±150mV



### Motion Control

#### Single-Axis Positioning

- DVP01PU-H2



#### DVP32EH00R3-L & DVP32EH00T3-L: compatible with DVP-SV Series' high-speed extension modules (left-side)

#### High-Speed Counter

- DVP01HC-H2





# Standard PLC DVP-ES3 / ES2 / EX2 Series and Extension Modules

## The Most Profitable Solution for Sequential Control



reddot design award  
winner 2010



### DVP-ES3 / ES2

Model Name	Specifications
DVP16ES200R	AC 8 I 8 R
DVP16ES200T	AC 8 I 8 T
DVP20ES200RE	AC 12 I 8 R Ethernet
DVP20ES200TE	AC 12 I 8 T Ethernet
DVP24ES200R	AC 16 I 8 R
DVP24ES200T	AC 16 I 8 T
DVP32ES200R	AC 16 I 16 R
DVP32ES200T	AC 16 I 16 T
DVP32ES211T	DC 16 I 16 T
DVP32ES200RC	AC 16 I 16 R CANopen
DVP32ES200TC	AC 16 I 16 T CANopen
DVP32ES200RE	AC 16 I 16 R Ethernet
DVP32ES200TE	AC 16 I 16 T Ethernet
DVP40ES200R	AC 24 I 16 R
DVP40ES200T	AC 24 I 16 T
DVP40ES200RE	AC 24 I 16 R Ethernet
DVP40ES200TE	AC 24 I 16 T Ethernet
DVP60ES200R	AC 36 I 24 R
DVP60ES200T	AC 36 I 24 T
DVP60ES200RE	AC 36 I 24 R Ethernet
DVP60ES200TE	AC 36 I 24 T Ethernet
DVP80ES200R	AC 40 I 40 R
DVP80ES200T	AC 40 I 40 T
DVP32ES311T <b>New</b>	DC 16 I 16 T CANopen Ethernet
DVP32ES300T <b>New</b>	AC 16 I 16 T CANopen Ethernet
DVP32ES300R <b>New</b>	AC 16 I 16 R CANopen Ethernet
DVP48ES300T <b>New</b>	AC 24 I 24 T CANopen Ethernet
DVP48ES300R <b>New</b>	AC 24 I 24 R CANopen Ethernet
DVP64ES300T <b>New</b>	AC 32 I 32 T CANopen Ethernet
DVP64ES300R <b>New</b>	AC 32 I 32 R CANopen Ethernet
DVP80ES300T <b>New</b>	AC 40 I 40 T CANopen Ethernet
DVP80ES300R <b>New</b>	AC 40 I 40 R CANopen Ethernet

AC power supply  
 Inputs  
 Transistor output  
 Ethernet  
 DC power supply  
 Outputs  
 Relay output  
 CANopen

### Digital I/O Modules

#### Input Point Extension

DVP08XM211N  
DVP16XM211N



#### Output Point Extension

DVP08XN211R/T  
DVP16XN211R/T  
DVP24XN200R/T



#### Input/Output Point Extension

DVP08XP211R/T  
DVP16XP211R/T  
DVP24XP200R/T  
DVP32XP200R/T



### Analog I/O Modules

#### Input Point Extension

DVP04AD-E2




#### Output Point Extension

DVP04DA-E2  
DVP02DA-E2



#### Input/Output Point Extension

DVP06XA-E2



### Temperature Measurement Modules

DVP04PT-E2



DVP06PT-E2



DVP04TC-E2



### DVP-ES2 Series Extension Cable Modules

DVPAEXT01-E2



### DVP-EX2

Model Name	Specifications
DVP20EX200R	AC 8 I 6 R 4AI/2AO
DVP20EX200T	AC 8 I 6 T 4AI/2AO
DVP30EX200R	AC 16 I 10 R 3AI/1AO
DVP30EX200T	AC 16 I 10 T 3AI/1AO

AC power supply  
 Inputs  
 Transistor output  
 DC power supply  
 Outputs  
 Relay output

# Slim PLC DVP-S Series

## Compact, Flexible Extension

### DVP-SS2

Standard Slim PLC



Model Name	Specifications
DVP28SS211R	—DC— 16 I 12 O (R)
DVP28SS211T	—DC— 16 I 12 O (T)
DVP28SS211S <small>New</small>	—DC— 16 I 12 O (S)
DVP14SS211R	—DC— 8 I 6 O (R)
DVP14SS211T	—DC— 8 I 6 O (T)
DVP12SS211S	—DC— 8 I 4 O (S)

—DC— DC power supply    I Inputs    O Outputs  
 (T) Transistor output (NPN)    (R) Relay output  
 (S) Transistor output (PNP)

### DVP-SX2

Analog I/O Slim PLC



Model Name	Specifications
DVP20SX211R	—DC— 8 I 6 O (R) 4AI/2AO
DVP20SX211T	—DC— 8 I 6 O (T) 4AI/2AO
DVP20SX211S	—DC— 8 I 6 O (S) 4AI/2AO

—DC— DC power supply    I Inputs    O Outputs  
 (T) Transistor output (NPN)    (R) Relay output  
 (S) Transistor output (PNP)

### DVP-SA2

Advanced Slim PLC



Model Name	Specifications
DVP28SA211R*1	—DC— 16 I 12 O (R)
DVP28SA211T*1	—DC— 16 I 12 O (T)
DVP28SA211S*1 <small>New</small>	—DC— 16 I 12 O (S)
DVP12SA211R	—DC— 8 I 4 O (R)
DVP12SA211T	—DC— 8 I 4 O (T)

\*1 The models do not support left-side modules.

—DC— DC power supply    I Inputs    O Outputs  
 (T) Transistor output (NPN)    (R) Relay output

### DVP-SV2

High Performance Slim PLC



Model Name	Specifications
DVP28SV11R2	—DC— 16 I 12 O (R)
DVP28SV11T2	—DC— 16 I 12 O (T)
DVP28SV11S2	—DC— 16 I 12 O (S)
DVP24SV11T2	—DC— 10 I 12 O (T) 2AI

—DC— DC power supply    I Inputs    O Outputs  
 (T) Transistor output (NPN)    (R) Relay output  
 (S) Transistor output (PNP)

### DVP-SE


Network Type Advanced Slim PLC









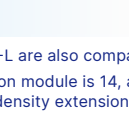














































Model Name	Specifications
DVP26SE11R*1	—DC— 14 I 12 O (R)
DVP26SE11T*1	—DC— 14 I 12 O (T)
DVP26SE11S*1 <small>New</small>	—DC— 14 I 12 O (S)
DVP12SE11R	—DC— 8 I 4 O (R)
DVP12SE11T	—DC— 8 I 4 O (T)

\*1 The models do not support left-side modules.

—DC— DC power supply    I Inputs    O Outputs  
 (T) Transistor output (NPN)    (R) Relay output



# Slim PLC DVP-S Series Extension Modules

High-speed Extension Modules (left-side)**1	General Extension Modules (right-side)**2														
<p><b>Network Modules</b></p> <ul style="list-style-type: none"> <li>■ <b>DeviceNet Master</b> DVDPNET-SL </li> <li>■ <b>CANopen Master</b> DVPCOPM-SL </li> <li>■ <b>Ethernet</b> DVPEN01-SL </li> <li>■ <b>PROFIBUS-DP Slave</b> DVPPF02-SL </li> <li>■ <b>RS-422 / RS-485 Serial Communication Module</b> DVPSCM12-SL </li> <li>■ <b>BACnet MS / TP Slave Serial Communication Module</b> </li> </ul> <p><b>Analog Extension</b></p> <ul style="list-style-type: none"> <li>■ <b>Analog Input</b> DVP04AD-SL </li> <li>■ <b>Analog Output</b> DVP04DA-SL </li> </ul> <p><b>Load Cell / Tension</b></p> <ul style="list-style-type: none"> <li>■ <b>Load Cell Module</b> DVP01LC-SL DVP02LC-SL DVP201LC-SL DVP211LC-SL DVP202LC-SL </li> </ul>	<p><b>I/O Point Extension</b></p> <table border="0"> <tr> <td style="vertical-align: top;"> <ul style="list-style-type: none"> <li>■ <b>Input Point Extension</b> DVP08SM11N DVP16SM11N </li> <li>■ <b>Pin Header Input</b> DVP32SM11N </li> </ul> </td> <td style="vertical-align: top;"> <ul style="list-style-type: none"> <li>■ <b>Output Point Extension</b> DVP06SN11R DVP08SN11R/T DVP08SN11TS DVP16SN11T DVP16SN11TS </li> <li>■ <b>Pin Header Output</b> DVP32SN11TN </li> </ul> </td> <td style="vertical-align: top;"> <ul style="list-style-type: none"> <li>■ <b>Input / Output Point Extension</b> DVP08SP11R / T DVP08SP11TS DVP16SP11R / T DVP16SP11TS </li> <li>■ <b>Digital Switch</b> DVP08ST11N </li> </ul> </td> </tr> </table> <p><b>Analog Extension</b></p> <table border="0"> <tr> <td style="vertical-align: top;"> <ul style="list-style-type: none"> <li>■ <b>Analog Input</b> DVP04AD-S DVP06AD-S DVP04AD-S2 </li> </ul> </td> <td style="vertical-align: top;"> <ul style="list-style-type: none"> <li>■ <b>Analog Output</b> DVP04DA-S DVP02DA-S DVP04DA-S2 </li> </ul> </td> <td style="vertical-align: top;"> <ul style="list-style-type: none"> <li>■ <b>Analog Input / Output</b> DVP06XA-S DVP06XA-S2 </li> </ul> </td> </tr> </table> <p><b>Temperature Measurement</b></p> <table border="0"> <tr> <td style="vertical-align: top;"> <ul style="list-style-type: none"> <li>■ <b>Sensor: Pt100, Pt1000</b> DVP04PT-S DVP06PT-S </li> <li>■ <b>Temperature Control:</b> DVP02TUN-S DVP02TUR-S DVP02TUL-S </li> </ul> </td> <td style="vertical-align: top;"> <ul style="list-style-type: none"> <li>■ <b>Sensor: J,K,R,S,T thermocouple</b> DVP04TC-S </li> <li>■ <b>Remote Temperature Control Module:</b> DVP02TKN-S DVP02TKR-S DVP02TKL-S </li> </ul> </td> <td style="vertical-align: top;"> <ul style="list-style-type: none"> <li>■ <b>Sensor: <span style="color: red;">New</span> NTC thermistor</b> DVP08NTC-S </li> </ul> </td> </tr> </table>			<ul style="list-style-type: none"> <li>■ <b>Input Point Extension</b> DVP08SM11N DVP16SM11N </li> <li>■ <b>Pin Header Input</b> DVP32SM11N </li> </ul>	<ul style="list-style-type: none"> <li>■ <b>Output Point Extension</b> DVP06SN11R DVP08SN11R/T DVP08SN11TS DVP16SN11T DVP16SN11TS </li> <li>■ <b>Pin Header Output</b> DVP32SN11TN </li> </ul>	<ul style="list-style-type: none"> <li>■ <b>Input / Output Point Extension</b> DVP08SP11R / T DVP08SP11TS DVP16SP11R / T DVP16SP11TS </li> <li>■ <b>Digital Switch</b> DVP08ST11N </li> </ul>	<ul style="list-style-type: none"> <li>■ <b>Analog Input</b> DVP04AD-S DVP06AD-S DVP04AD-S2 </li> </ul>	<ul style="list-style-type: none"> <li>■ <b>Analog Output</b> DVP04DA-S DVP02DA-S DVP04DA-S2 </li> </ul>	<ul style="list-style-type: none"> <li>■ <b>Analog Input / Output</b> DVP06XA-S DVP06XA-S2 </li> </ul>	<ul style="list-style-type: none"> <li>■ <b>Sensor: Pt100, Pt1000</b> DVP04PT-S DVP06PT-S </li> <li>■ <b>Temperature Control:</b> DVP02TUN-S DVP02TUR-S DVP02TUL-S </li> </ul>	<ul style="list-style-type: none"> <li>■ <b>Sensor: J,K,R,S,T thermocouple</b> DVP04TC-S </li> <li>■ <b>Remote Temperature Control Module:</b> DVP02TKN-S DVP02TKR-S DVP02TKL-S </li> </ul>	<ul style="list-style-type: none"> <li>■ <b>Sensor: <span style="color: red;">New</span> NTC thermistor</b> DVP08NTC-S </li> </ul>	<p><b>Communication Modules</b></p> <ul style="list-style-type: none"> <li>■ <b>PROFIBUS Slave</b> DVPPF01-S </li> <li>■ <b>DeviceNet Slave</b> DVPDT01-S </li> </ul>	<p><b>Power Supply Modules</b></p> <ul style="list-style-type: none"> <li>DVPPS01 DVPPS02 DVPPS05 </li> </ul>	<p><b>Axis Control Module</b></p> <ul style="list-style-type: none"> <li>■ <b>Single-Axis Positioning</b> DVP01PU-S </li> </ul>
<ul style="list-style-type: none"> <li>■ <b>Input Point Extension</b> DVP08SM11N DVP16SM11N </li> <li>■ <b>Pin Header Input</b> DVP32SM11N </li> </ul>	<ul style="list-style-type: none"> <li>■ <b>Output Point Extension</b> DVP06SN11R DVP08SN11R/T DVP08SN11TS DVP16SN11T DVP16SN11TS </li> <li>■ <b>Pin Header Output</b> DVP32SN11TN </li> </ul>	<ul style="list-style-type: none"> <li>■ <b>Input / Output Point Extension</b> DVP08SP11R / T DVP08SP11TS DVP16SP11R / T DVP16SP11TS </li> <li>■ <b>Digital Switch</b> DVP08ST11N </li> </ul>													
<ul style="list-style-type: none"> <li>■ <b>Analog Input</b> DVP04AD-S DVP06AD-S DVP04AD-S2 </li> </ul>	<ul style="list-style-type: none"> <li>■ <b>Analog Output</b> DVP04DA-S DVP02DA-S DVP04DA-S2 </li> </ul>	<ul style="list-style-type: none"> <li>■ <b>Analog Input / Output</b> DVP06XA-S DVP06XA-S2 </li> </ul>													
<ul style="list-style-type: none"> <li>■ <b>Sensor: Pt100, Pt1000</b> DVP04PT-S DVP06PT-S </li> <li>■ <b>Temperature Control:</b> DVP02TUN-S DVP02TUR-S DVP02TUL-S </li> </ul>	<ul style="list-style-type: none"> <li>■ <b>Sensor: J,K,R,S,T thermocouple</b> DVP04TC-S </li> <li>■ <b>Remote Temperature Control Module:</b> DVP02TKN-S DVP02TKR-S DVP02TKL-S </li> </ul>	<ul style="list-style-type: none"> <li>■ <b>Sensor: <span style="color: red;">New</span> NTC thermistor</b> DVP08NTC-S </li> </ul>													

\*1. DVP32EH00R3-L & DVP32EH00T3-L are also compatible with the left-side high-speed extension modules

\*2. Max. quantity of right-side extension module is 14, among which the quantity of -S and -S2 modules must be equal to or less than 8. If the total quantity of extension modules is over 14, applying high density extension modules is recommended

# Specifications

## Electrical Specifications

	AC	DC
<b>Power Supply Voltage</b>	100 ~ 240 V <sub>AC</sub> (-15% ~ 10%), 50/60Hz ±5%	24 V <sub>DC</sub> (-15% ~ 20%)
<b>Fuse Capacity</b>	2 A / 250 V <sub>AC</sub>	ES: 2 A / 250 V <sub>AC</sub> ; SV: 2.5 A / 30 V <sub>DC</sub>
<b>Spike Voltage Durability</b>	1500 V <sub>AC</sub> (Primary-secondary); 1500 V <sub>AC</sub> (Primary-PE); 500 V <sub>AC</sub> (Secondary-PE)	
<b>Insulation Impedance</b>	> 5 MΩ (all I/O point-to-ground: 500 V <sub>DC</sub> )	
<b>Noise Immunity</b>	ESD: 8 kV Air Discharge EFT: Power Line, 2 kV Digital I/O: 1 kV Analog & Communication I/O: 1 kV RS: 26 MHz ~ 1 GHz, 10 V/m	
<b>Earth</b>	The diameter of grounding wire shall not be shorter than that of the power supply cable. (When many PLCs are in use at the same time, please make sure every PLC is properly grounded.)	
<b>Storage / Operation</b>	Storage: -25 °C ~ 70 °C (temperature); 5% ~ 95% (humidity) Operation: 0 °C ~ 55 °C (temperature); 5% ~ 95% (humidity); pollution degree 2	
<b>Conformal Coating</b>	Yes	
<b>IP Rating</b>	IP20	

## Input Specifications<sup>\*1</sup>

Max. Input Frequency	10 kHz	20 kHz	100 kHz	200 kHz	
<b>Input Signal Type</b>	NPN (Sink) / PNP (Source)				
<b>Input Signal Voltage</b>	24 V <sub>DC</sub> ±10% (5 mA)				
<b>Response time<sup>*2</sup></b>	DVP-EH3 / SV2 / PM	OFF → ON: 20 μs ON → OFF: 50 μs	ES / EX / SX / SS2 / SX2 OFF → ON: 3.5 μs ON → OFF: 20 μs	ES2 / EX2 / SA2 / SX2 OFF ON: 2.5 μs ON → OFF: 5 μs	ES3 / EH3 / SV2 / PM OFF → ON: 0.15 μs ON → OFF: 3 μs
	DVP-ES3 / ES2 / EX2				
	DVP-ES / EX				
	DVP-SX				
	DVP-SS2				
	DVP-SA2 / SX2 / SE				

\*1. For more detailed specifications, see the "Specification" section in the instruction sheet of each model

\*2. When the input point on PLC conducts only general input functions, use D1020 or D1021 to adjust the response time (default: 10ms)

## Output Specifications<sup>\*1</sup>

	Relay-R	Transistor-T		
		General-speed	High-speed	
<b>Max. Exchange (working) Frequency</b>	1Hz <sup>*2</sup>	10 kHz	100 kHz	200 kHz
<b>Current spec.</b>	DVP-EH3 / SV2 / PM	0.3 A / point @40 °C	SA2 / SX2 / ES2 / EX2 / SE Resistive: 0.5A / point (4 A / COM) Conductive: 12 W (24 V <sub>DC</sub> ) Light bulb: 2 W (24 V <sub>DC</sub> )	ES3 / EH3 / SV2 / PM Resistive: 0.5A / point (4 A / COM) Conductive: 12 W (24 V <sub>DC</sub> ) Light bulb: 2 W (24 V <sub>DC</sub> )
	DVP-ES3 / ES2 / EX2			
	DVP-ES / EX			
	DVP-SX			
	DVP-SS2 / SA2 / SX2 / SE			
<b>Voltage Spec.</b>	250 V <sub>AC</sub> / 30 V <sub>DC</sub>	30 V <sub>DC</sub>		
<b>Response Time</b>	10 ms	OFF → ON: 20 μs ON → OFF: 30 μs	OFF → ON: 2 μs ON → OFF: 3 μs	OFF → ON: 0.5 μs ON → OFF: 2.5 μs

\*1. For more detailed specifications, see the "Specification" section in the instruction sheet of each model

\*2. Relay life: Resistive load more than 200,000 times; conductive load more than 80,000 times



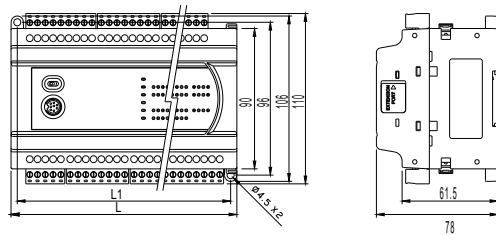
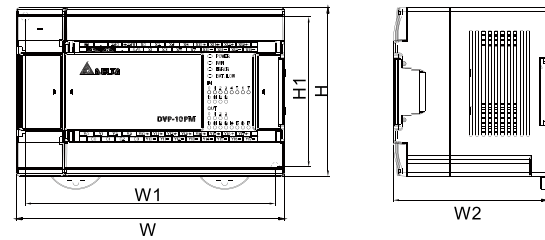
# Dimensions (unit: mm)

## DVP-ES2/EX2 Series

Model Name (mm)	L	L1
DVP16ES200R/T	105	97
DVP20ES200RE	125	117
DVP20ES200TE	125	117
DVP24ES200R/T	125	117
DVP32ES200R/T	145	137
DVP32ES200RC	145	137
DVP32ES200TC	145	137
DVP32ES200RE	165	157
DVP32ES200TE	165	157
DVP32ES211T	145	137
DVP40ES200R/T	165	157
DVP40ES200RE	194	186
DVP40ES200TE	194	186
DVP60ES200R/T	225	217
DVP60ES200RE	255	247
DVP60ES200TE	255	247
DVP80ES200R/T	302	294
DVP20EX200R/T	145	137
DVP30EX200R/T	165	157

## DVP-PM Series

Model Name (mm)	H	H1	W	W1	W2
DVP20PM00D	90	80	174	164	82
DVP20PM00M	90	80	174	164	82
DVP10PM00M	90	80	143.5	133.5	82

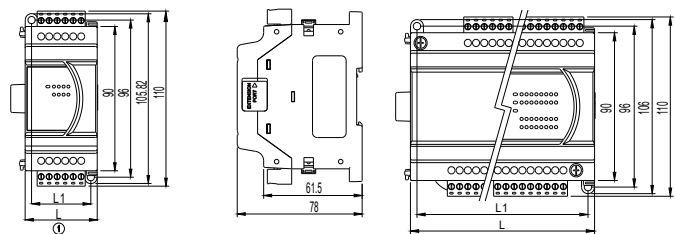
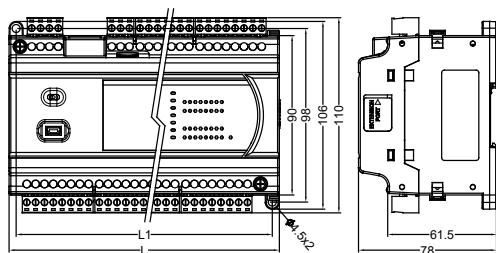


## DVP-ES3/ES2/EX2 Series

Model Name (mm)	L	L1	Type
DVP08XM211N	45	37	①
DVP08XP211R/T	45	37	①
DVP08XN211R/T	45	37	①
DVP16XM211N	70	62	②
DVP16XP211R/T	70	62	②
DVP16XN211R/T	70	62	②
DVP24XP200R/T	145	137	②
DVP24XN200R/T	145	137	②
DVP32XP200R/T	145	137	②
DVP04AD-E2	70	62	②
DVP02DA-E2	70	62	②
DVP04DA-E2	70	62	②
DVP06XA-E2	70	62	②
DVP04PT-E2	70	62	②
DVP06PT-E2 <b>New</b>	70	62	②
DVP04TC-E2	70	62	②

## DVP-ES3 Series

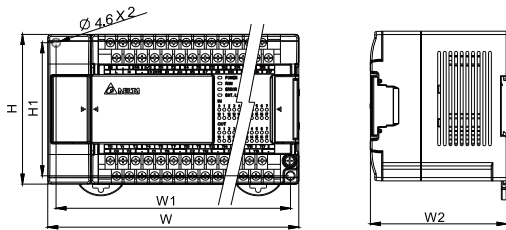
Model Name (mm)	L	L1
DVP32ES300T/R <b>New</b>	165	157
DVP48ES300T/R <b>New</b>	216	208
DVP64ES300T/R <b>New</b>	267	259
DVP80ES300T/R <b>New</b>	310	302
DVP32ES311T <b>New</b>	165	157



## DVP-EH3 Series

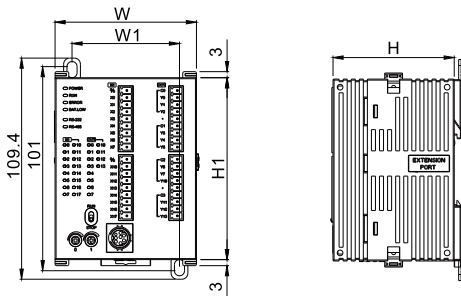
Model Name (mm)	H	H1	W	W1	W2
DVP16EH00R3 / T3	90	80	113	103	82
DVP20EH00R3/T3	90	80	113	103	82
DVP32EH00M3	90	80	143.5	133.5	82
DVP32EH00R3/T3	90	80	143.5	133.5	82
DVP32EH00R3-L	90	80	143.5	133.5	82
DVP32EH00T3-L	90	80	143.5	133.5	82
DVP40EH00R3/T3	90	80	158.8	153.8	82
DVP48EH00R3/T3	90	80	174	164	82
DVP64EH00R3/T3	90	80	212	202	82
DVP80EH00R3/T3	90	80	276	266	82

\*The dimensions of the DVP-EH3 and DVP-EH2 Series are the same.

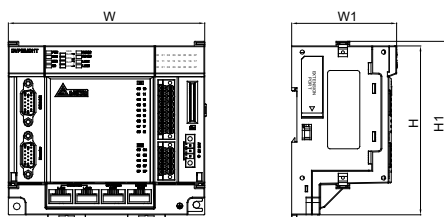


## DVP-SV / SX2 / MC Series

Model Name (mm)	H	H1	W	W1
DVP28SV11R2/T2	60	90	70	53.2
DVP20SX211R/T/S	60	90	70	53.2
DVP10MC11T	60	90	70	53.2



Model Name (mm)	H	H1	W	W1
DVP15MC11T <b>New</b>	110	116.2	128	68.4
DVP15MC11T-06 <b>New</b>	110	116.2	128	68.4
DVP50MC11T/P <b>New</b>	110	116.2	128	68.4
DVP50MC11T/P-06 <b>New</b>	110	116.2	128	68.4
DVP50MC11T-04S/16S <b>New</b>	110	116.2	128	68.4

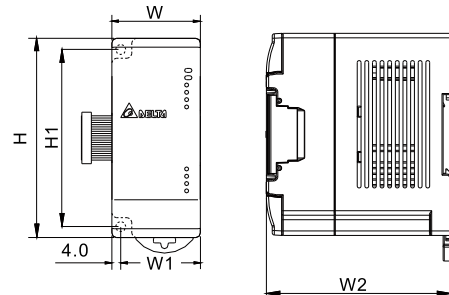


## DVP-EH3 Series I/O & Extension Modules

Model Name (mm)	H	H1	W	W1	W2
DVP08HM11N	90	80	40	36	82
DVP16HM11N	90	80	55	51	82
DVP32HM11N	90	80	143.5	133.5	82.2
DVP08HN11R/T	90	80	40	36	82
DVP32HN00R/T	90	80	143.5	133.5	82.2
DVP08HP11R/T	90	80	40	36	82
DVP16HP11R/T	90	80	55	51	82
DVP32HP00R/T	90	80	143.5	133.5	82.2
DVP48HP00R/T	90	80	174	164	82.2

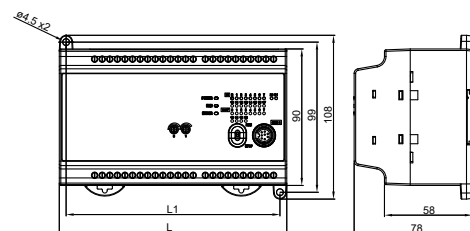
Model Name (mm)	H	H1	W	W1	W2
DVP04AD-H2	90	80	60	56	82
DVP04DA-H2	90	80	60	56	82
DVP06XA-H2	90	80	60	56	82
DVP04PT-H2	90	80	60	56	82
DVP04TC-H2	90	80	60	56	82
DVP01PU-H2	90	80	60	56	82
DVPDT02-H2	90	80	40	46	82
DVPCP02-H2	90	80	40	46	82
DVPPF02-H2	90	80	40	46	82
DVP04AD-H3	90	80	60	56	82
DVP04DA-H3	90	80	60	56	82
DVP06XA-H3	90	80	60	56	82

\*The dimensions of the DVP-EH3 and DVP-EH2 Series are the same.



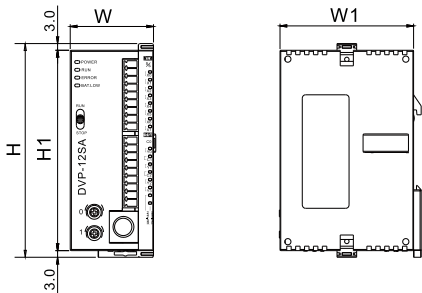
## DVP-EC3 Series

Model Name (mm)	L	L1
DVP10EC00R3/T3 <b>New</b>	95	86
DVP14EC00R3/T3 <b>New</b>	95	86
DVP16EC00R3/T3 <b>New</b>	95	86
DVP20EC00R3/T3 <b>New</b>	150	141
DVP24EC00R3/T3 <b>New</b>	150	141
DVP30EC00R3/T3 <b>New</b>	150	141
DVP32EC00R3/T3 <b>New</b>	150	141
DVP40EC00R3/T3 <b>New</b>	164	155
DVP48EC00R3/T3 <b>New</b>	240	231
DVP60EC00R3/T3 <b>New</b>	240	231



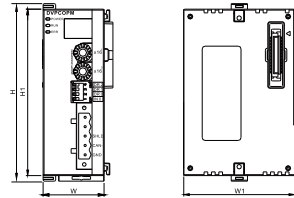
### DVP-SE / SX / SS2 / SA2 Series

Model Name (mm)	H	H1	W	W1
DVP28SS211R/T/S	96	90	46	60
DVP28SA211R/T/S	96	90	46	60
DVP26SE11R/T/S	96	90	46	60
DVP14SS211R/T	96	90	25.2	60
DVP12SS211S	96	90	25.2	60
DVP12SA211R/T	96	90	37.4	60
DVP12SE11R/T	96	90	37.4	60
DVP10SX11R/T	96	90	37.4	60



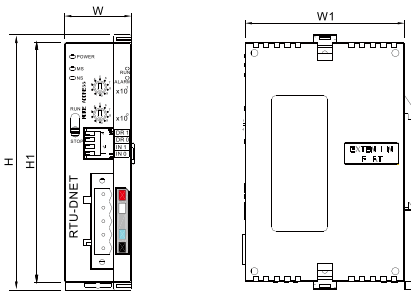
### High-Speed Extension Modules (left-side)

Model Name (mm)	H	H1	W	W1
DVPEN01-SL	96	90	33.1	60
DVPCOPM-SL	96	90	33.1	60
DVPDNET-SL	96	90	33.1	60
DVPPF02-SL	96	90	33.1	60
DVPSCM12-SL	96	90	33.1	60
DVPSCM52-SL	96	90	33.1	60
DVP04AD-SL	96	90	33.1	60
DVP04DA-SL	96	90	33.1	60
DVP01LC-SL	96	90	33.1	60
DVP02LC-SL	96	90	33.1	60
DVP201LC-SL	96	90	33.1	60
DVP202LC-SL	96	90	33.1	60
DVP211LC-SL	96	90	33.1	60



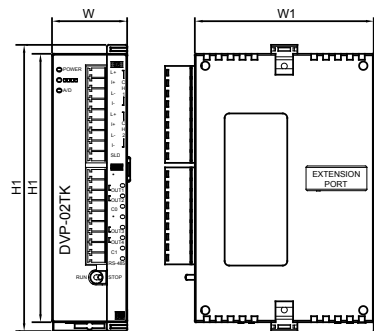
### Remote I/O Modules

Model Name (mm)	H	H1	W	W1
RTU-DNET	96	90	25.2	60
RTU-485	96	90	25.2	60
RTU-EN01	96	90	25.2	60
RTU-PD01	96	90	25.2	60
RTU-CN01 <b>New</b>	96	90	25.2	60
RTU-ECAT <b>New</b>	96	90	25.2	60



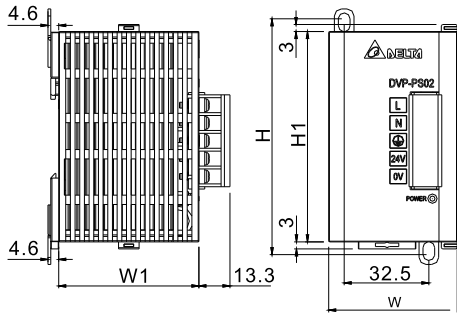
### Remote Temperature Control Modules

Model Name (mm)	H	H1	W	W1
DVP02TKN-S	96	90	25.2	60
DVP02TKR-S	96	90	25.2	60
DVP02TKL-S	96	90	25.2	60



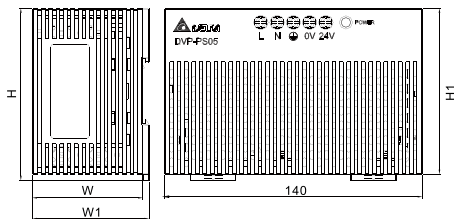
## DVP-PS01/02 Power Supply Modules

Model Name (mm)	H	H1	W	W1
DVPPS01	100	90	36.5	60
DVPPS02	100	90	55	60

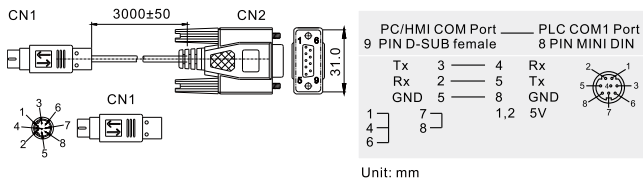


## DVP-PS05 Power Supply Modules

Model Name (mm)	H	H1	W	W1
DVPPS05	93.3	90	60	63.4

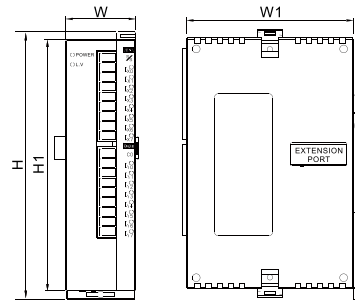


## PIN Definition of UC-MS030-01A

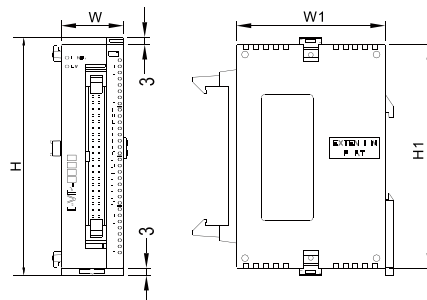


## DVP-S Series I/O and Extension Modules

Model Name (mm)	H	H1	W	W1
DVP08SM11N	96	90	25.2	60
DVP16SM11N	96	90	25.2	60
DVP06SN11R	96	90	25.2	60
DVP08SN11R/T/TS	96	90	25.2	60
DVP08SP11R/T/TS	96	90	25.2	60
DVP16SP11R/T/TS	96	90	25.2	60
DVP16SN11T	96	90	25.2	60
DVP16SN11TS	96	90	25.2	60
DVP04AD-S	96	90	25.2	60
DVP04AD-S2	96	90	25.2	60
DVP06AD-S	96	90	25.2	60
DVP02DA-S	96	90	25.2	60
DVP04DA-S	96	90	25.2	60
DVP04DA-S2	96	90	25.2	60
DVP06XA-S	96	90	25.2	60
DVP06XA-S2	96	90	25.2	60
DVP04PT-S	96	90	25.2	60
DVP08NTC-S <b>New</b>	96	90	25.2	60
DVP06PT-S	96	90	25.2	60
DVP04TC-S	96	90	25.2	60
DVP01PU-S	96	90	25.2	60
DVPPF01-S	96	90	25.2	60
DVPDT01-S	96	90	25.2	60
DVP02TUN-S	96	90	25.2	60
DVP02TUR-S	96	90	25.2	60
DVP02TUL-S	96	90	25.2	60



Model Name (mm)	H	H1	W	W1
DVP32SN11TN	96	90	25.2	60
DVP32SM11N	96	90	25.2	60

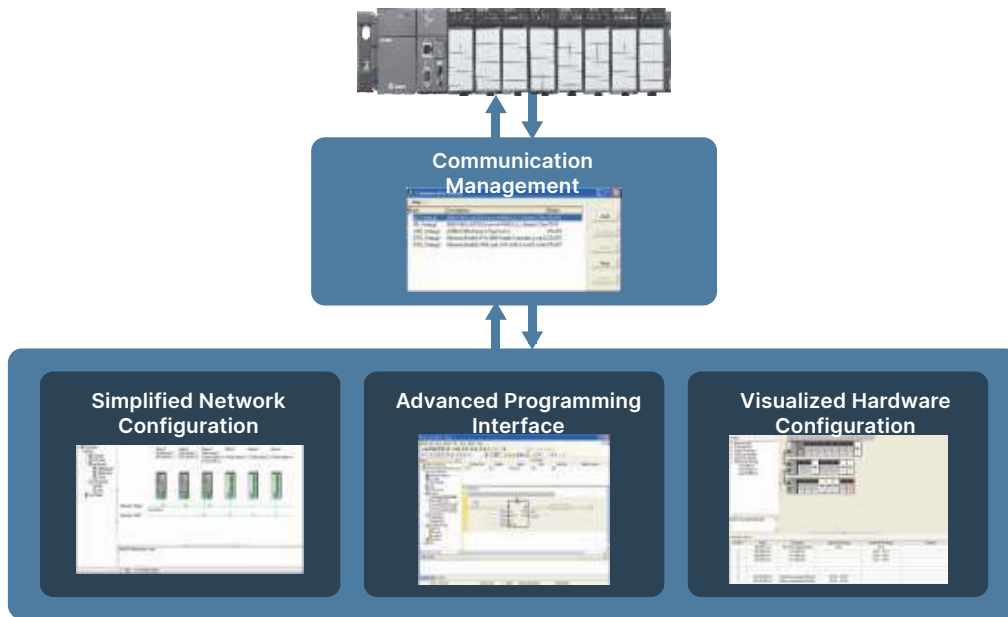




# PLC Editing Software: ISPSoft V2.0

## Highly Accessible Programming Software with Fully Integrated Interface

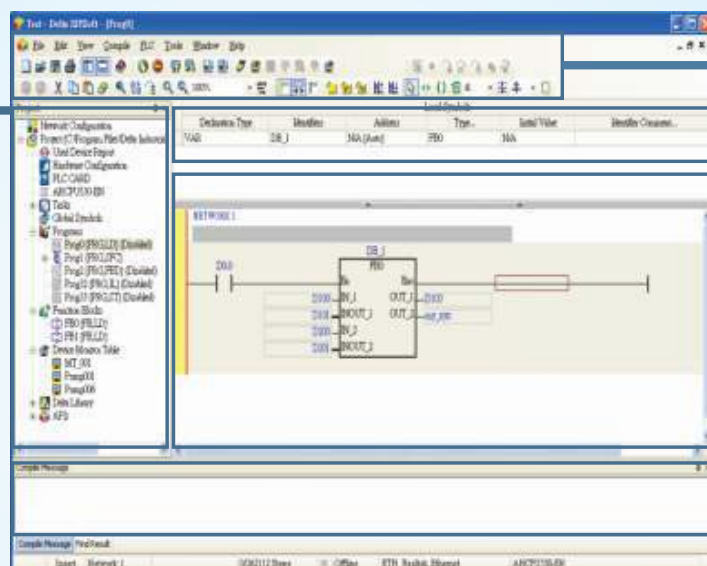
Advanced Programming Interface + Visualized Hardware Configuration + Simplified Network Configuration



### Advanced Programming Interface

#### Project Management Window

- **New functions:** Network configuration (NWCONFIG), hardware configuration (HWCONFIG) and PLC card utility
- 5 programming languages for programs and function blocks (FB): LD/FBD/SFC/IL/ST
- **Function Blocks:** Symbols can be introduced in call-by-value or call-by-reference types. Function blocks can be called in a function block for up to 32 levels
- **Monitor Table:** It can be stored and managed separately. Multiple monitor tables can be stored in a single project
- **User Library:** Users can design frequently used instructions for specific applications in different industries
- **Task:** Supports cyclic, I/O interrupt, timer interrupt, external interrupt, and more. Software will provide the usable tasks for different CPUs
- Built-in Delta Function Blocks provide a convenient programming environment for operators



- **Toolbar**
- **Symbol Table**
- **Program Editing Area**
- **Message Window**

## Visualized Hardware Configuration

**Module Selection**

**Module Description**

**Toolbar**

- System hardware configuration can be monitored in On-Line mode
- Hardware configuration can be displayed by Scan function

**Hardware Configuration Area**

- Operations of Cut/Copy/Paste/Delete are available for modules and racks
- Parameters of each module can be directly configured

**Rack Information**

- I/O device range can be specified by the user

Module	Range	Description	Input Device Range	Output Device Range	Comments
ADP001-SA	ADP001-SA	ADP Power Supply Module	None	None	
ADP001-SA	ADP001-SA	ADP Power Supply Module	None	None	
AI001-SA	AI001-SA	AI 16x AI5VDC	001 - 0016	None	
AI001-SA	AI001-SA	AI 16x AI5VDC	001 - 0016	None	
AO001-SA	AO001-SA	AO 16x AO12Bit	None	001 - 0016	
AO001-SA	AO001-SA	AO 16x AO12Bit	None	001 - 0016	
DI001-SA	DI001-SA	DI 16x DI16	001 - 0016	None	
DI001-SA	DI001-SA	DI 16x DI16	001 - 0016	None	
DO001-SA	DO001-SA	DO 16x DO16	None	001 - 0016	
DO001-SA	DO001-SA	DO 16x DO16	None	001 - 0016	

## Simplified Network Configuration

192.168.1.11 Station 11

192.168.1.12 Station 12

192.168.1.13 Station 13

Ethernet

FMCS

RS-485

Station 21 Station 22 Station 23

**Network Device Selection**

**Toolbar**

**Network Configuration Area**

- Master device settings
- Ether Link editing function
- PLC Link editing function

**Network Information**

**Ether Link**

**PLC Link**

## 4-Line Text Panel HMI

### TP04G-AL-C

### TP04G-AL2

- ▶ 4.1" STN-LCD
- ▶ User-defined function keys available
- ▶ Supports RS-232/RS-422/RS-485 ports (TP04G-AL2)
- ▶ Password protection function available
- ▶ User-defined boot screen available
- ▶ Built-in real time clock (RTC)

Dimensions	4.1" (101.8 × 35.24 mm)
Resolution	192 × 64
Display Color	Monochrome
Flash Memory	256k bytes
Function Key	10 function keys
Password	Available
Recipe Function	Not available
RTC	Available
Serial COM Port	RS-232 & RS-422 / 485
Editing Software	TPEditor

## 4-Line Text Panel HMI

### TP04G-BL-C

- ▶ 4.1" STN-LCD
- ▶ 0~9 numeric keys and user-defined function available
- ▶ Built-in RS-232 and RS-422/RS-485 ports
- ▶ Supports Modbus ASCII/RTU modes
- ▶ Password protection function available
- ▶ User-defined boot screen available
- ▶ Built-in real time clock (RTC)

Dimensions	4.1" (101.8 × 35.24 mm)
Resolution	192 × 64
Display Color	Monochrome
Flash Memory	256k bytes
Function Key	17 function keys
Password	Available
Recipe Function	Not available
RTC	Available
Serial COM Port	RS-232 & RS-422 / 485
Editing Software	TPEditor

## 8-Line Text Panel HMI

### TP08G-BT2

- ▶ 3.8" STN-LCD
- ▶ Resolution: 240x128 dots
- ▶ Built-in 1,024KB flash memory
- ▶ 24 user-defined function keys
- ▶ Built-in RS-232 and RS-422/RS-485 ports
- ▶ Supports recipes and macro functions

Dimensions	3.8" ( 83 x 41 mm)
Resolution	240 × 128
Display Color	Monochrome
Flash Memory	1M bytes
Function Key	24 function keys
Password	Available
Recipe Function	Available
RTC	Available
Serial COM Port	RS-232 & RS-422 / 485
Editing Software	TPEditor

#### Applications

Intelligent control systems for aquaculture, steel sleeve tapping machines, air compressors, plant factories

## 7-Inch Touch Panel HMI with Built-in PLC

### TP70P-RM0

- ▶ Adopts the core of the DVP-SS2 Series PLC: program capacity: 2k steps / D device: 5k words
- ▶ 7" TFT-LCD
- ▶ Touch screen
- ▶ Built-in USB port for program upload/download
- ▶ Built-in RS-232 and RS-485 ports
- ▶ Supports Modbus ASCII/RTU modes
- ▶ Built-in real time clock (RTC)

Dimensions	7" (154 × 85 mm)
Resolution	800 × 480
Display Color	65,535 colors
Flash Memory	64 M bytes
Function Key	Not available
Password	Available
Recipe Function	Not available
RTC	Available
Serial COM Port	RS-232 & RS-485
Editing Software	TPEditor

## 7-Inch Touch Panel HMI with Built-in PLC

### TP70P

- ▶ Adopts the core of the DVP-SS2 Series PLC: program capacity: 4k steps / D device: 5k words
- ▶ Provides 2 sets of 10kHz high-speed pulse input
- ▶ 7" TFT-LCD
- ▶ Touch screen
- ▶ Built-in USB port for program upload/download
- ▶ Built-in RS-485 port\*2
- ▶ Supports Modbus ASCII/RTU modes
- ▶ Built-in real time clock (RTC)
- ▶ Digital and analog I/O terminals available

Dimensions	7" (154 × 85 mm)
Resolution	800 × 480
Display Color	65,535 colors
Flash Memory	64 M bytes
Function Key	Not available
Password	Available
Recipe Function	Not available
RTC	Available
Serial COM Port	2 sets of RS-485
Editing Software	TPEditor










## 4-Line Text Panel HMI with Built-in PLC

### TP04P

- ▶ Adopts the core of the DVP-SS2 Series PLC: program capacity: 8k steps / D device: 5k words
- ▶ Provides 2 sets of 10kHz high-speed pulse input (Excludes TP04P-08TP1R)
- ▶ 4.1" STN-LCD
- ▶ Provides 0~9 numeric keys with user-defined function
- ▶ Built-in USB port for program upload/download
- ▶ Built-in RS-485 port\*2
- ▶ Supports Modbus ASCII/RTU modes
- ▶ User-defined boot screen available
- ▶ Built-in real time clock (RTC)
- ▶ Digital and analog I/O terminals available

Dimensions	4.1" (101.8 × 35.24 mm)
Resolution	192 × 64
Display Color	Monochrome
Flash Memory	1 M bytes
Function Key	17 function keys
Password	Available
Recipe Function	Not available
RTC	Available
Serial COM Port	2 sets for RS-485
Editing Software	TPEditor



		Text Panel HMI					Text/ Touch Panel HMI with Built-in PLC			
Model		TP02G-AS1	TP04G-AS2	TP08G-BT2	TP04G-AL-C	TP04G-AL2	TP04G-BL-C	TP04P-Series	TP04P-08TP1R	TP70P-Series
										
Display Specifications	Screen Type	STN-LCD								TFT-LCD
	Display Color	Monochrome								65,535
	Resolution	160 x 32	128 x 64	240 x 128	192 x 64			800 x 480		
	Backlight	Life span of backlight is about 50,000 hours at 25°C								20,000 hours
	Display Range	72 x 22 mm	3" (67 x 32 mm)	3.8" (83 x 41 mm)	4.1" (101.8 x 35.24 mm)			7" (154 x 85 mm)		
Flash Memory	256k bytes		1M bytes	256k bytes			1M bytes		64M bytes	
Program Download Port	COM1 (RS-232)						COM1 (USB)		USB	
Serial COM Port	COM1	RS-232	RS-232 / 422		RS-232	RS-232 / 422	RS-232	-	-	
	COM2	RS-485			-	RS-422 / 485	RS-422 / 485	RS-485		
	COM3	-			-	-	-	RS-485		
Extension Interface	The slot for program copy card								-	
Real-time Clock	-	Built-in								
Auxiliary Keys	System Keys	6	7	12	5	7		5	-	
	Function Keys	10	5	12	5	10		5	-	
Operating Voltage	+24 Vdc (-10% ~ +20%)									
Backup Battery	3V lithium battery CR2032 x 1/ battery life: 5 years									
Buzzer	85 dB									
Cooling Method	Natural air circulation									
Operating Temperature	0°C ~ 50°C									
Storage Temperature	-20°C ~ +60°C									
Operating Humidity	10% ~ 90% RH (0 ~ 40°C)									
Vibration	IEC 61131-2, IEC 68-2-6 (TEST Fc); 5 Hz ≤ f < 8.4 Hz Continuous: 3.5 mm; 8.4 Hz ≤ f ≤ 150 Hz Continuous: 1.0 g									
Shock	IEC 61131-2, IEC 68-2-27 (TEST Ea); 15g peak, 11ms duration, half-sine, three shocks in each direction per axis, on 3 mutually perpendicular axes (total of 18 shocks)									
Radiated Emission	CISPR11, Class A Frequency: 30 ~ 230 MHz, Limits: 40 dB uV/m Frequency: 230 MHz ~ 1GHz, Limits: 47 dB uV/m									
Radiated Electromagnetic Field	EN61000-4-3, Frequency: 80 ~ 2000 MHz, Limits: 10V/m									
Electrostatic Discharge	EN61000-4-2, Air Discharge: 8 KV, Contact Discharge: 4 KV									
Fast Transient Burst	EN61000-4-4, Power Line: 1KV, Communication I/O: 500 V									
Dimensions Width (W) × Height (H) × Depth (D)	147 x 97 x 35.5	210 x 122 x 45	163.6 x 108.6 x 37		175.8 x 108.8 x 37		TP04P Series: 175.8 x 108.6 x 59.2 TP04P-20EXL1T: 175.8 x 108.6 x 82.4	175.8 x 108.6 x 37	TP70P Series: 205.6 x 142.6 x 49 TP70P-RM0: 205.6 x 142.6 x 37 TP70P-211LC1T : 205.6 x 142.6 x 87.7	
Panel Cutout	136 x 85	196 x 108	151 x 96		163 x 96		163 x 96		191 x 128	
Weight	240 g	430 g	268 g	270 g	292 g	TP04P Series: 500 g TP04P-20EXL1T: 650 g	333 g		TP70P Series: 680 g TP70P-RM0: 620 g TP70P-211LC1T: 900 g	
Safety Approvals (Waterproof Class of Front Panel)	IP66 / NEMA 4x / UL Type 4x (Indoor use only)									
Editing Software	TPEditor V1									

# Product Outline and Dimensions

Unit: mm

TP02G-AS1	TP04G-AS2	TP04G-AL-C/TP04G-AL2	TP04G-BL-C
			
TP04P-Series (Exclude TP04P-08TP1R, TP04P-20EXL1T)	TP08G-BT2	TP70P-Series (Exclude TP70P-RM0, TP70P-211LC1T)	TP70P-RM0
			
TP04P-08TP1R	TP04P-20EXL1T	TP70P-211LC1T	
			

# DVP Series Model Name Instructions

**• PLC**

Series ① ② ③ ④ ⑤

- Total I/O**
- Model**  
 ES/ES2/ES3: DVP-ES/ES2/ES3 series PLC  
 EX/EX2: DVP-EX/EX2 series PLC  
 SS/SS2: DVP-SS/SS2 series PLC  
 SA/SA2: DVP-SA/SA2 series PLC  
 SX/SX2: DVP-SX/SX2 series PLC  
 SC: DVP-SC series PLC  
 SV: DVP-SV series PLC  
 SE: DVP-SE series PLC  
 PM: DVP-PM series PLC  
 MC: DVP-MC series PLC  
 EH: DVP-EH series PLC  
 EC: DVP-EC series PLC
- Power supply**  
 00: AC power input  
 11: DC power input
- Output type**  
 R: Relay  
 T: Transistor (NPN)  
 M: Mixed with differential signal  
 S: Transistor (PNP)  
 RC: Relay + CANopen  
 TC: Transistor + CANopen  
 RE: Relay + Ethernet  
 TE: Transistor + Ethernet
- Version**

**• PI/PO Module**

Series ① ② ③

- Total I/O**
- Module function**  
 HC: High-speed counter  
 PU: Single-axis positioning module
- Compatible model**  
 S: DVP-SS/SA/SX/SC/SV/SS2/SA2/SX2/SV2/SE/MC Series PLC  
 H2/H3: DVP-EH2/EH3/PM Series PLC  
 SL: left-side extension for DVP-S Series PLC

**• Remote I/O**

Series ①

- Type**  
 DNET: DeviceNet  
 485: RS-485  
 EN01: Modbus TCP  
 CN01 : CANopen  
 ECAT : EtherCAT

**• DI/DO Module**

Series ① ② ③ ④ ⑤

- Total I/O**
- Model**  
 X: DVP-ES/EX/ES2/EX2/ES3 series PLC  
 S: DVP-SS/SA/SX/SC/SV/SS2/SA2/SX2/SV2/SE/MC series PLC  
 H: DVP-EH2/EH3/PM series PLC
- I/O type**  
 M: Input point  
 N: Output point  
 P: Input + output
- Power supply**  
 00: AC power input  
 11: DC power input
- Output type**  
 R: Relay  
 T: Transistor (NPN)  
 TS: Transistor (PNP)  
 N: None output

**• Function Card**

Series ① ② ③

- Function Card**
- Function**  
 232: RS-232 card  
 422: RS-422 card  
 485: RS-485 card  
 2AD: 2ch analog input  
 2DA: 2ch analog output
- Particular definition**  
 S: Slave mode (applicable to COM3 coding only)

**• Accessory: Cable**

Series ① ② ③ ④

- Accessory**
- Accessory definition**  
 CAB: Cable
- Type**  
 1, 2, 3, 4, .....
- Cable length**  
 15: 1.5m  
 30: 3.0m

**• AI/AO Module**

Series ① ② ③

- Total I/O**
- Module function**  
 AD: Analog/digital conversion  
 DA: Digital/analog conversion  
 PT: PT type temperature module  
 TC: Thermocouple type temperature module  
 NTC : Thermistor type temperature module  
 XA: AD + DA module  
 LC: Load cell module
- Compatible model**  
 S or S2: DVP-SS/SA/SX/SC/SV/SS2/SA2/SX2/SV2/SE/MC Series PLC  
 SL: left-side extension for DVP-S Series PLC  
 E2: DVP-ES2/EX2/ES3 Series PLC

**• Network Module**

Series ① ②

- Module function**  
 EN01: Modbus TCP  
 DNET: DeviceNet master  
 COPM: CANopen master  
 CP02: CANopen Slave  
 DT01/02: DeviceNet Slave  
 PF01/02: PROFIBUS DP Slave
- Compatible model**  
 S: DVP-SS/SA/SX/SC/SV/SS2/SA2/SX2/SV2/SE/MC Series PLC  
 H2/H3: DVP-EH2/EH3/PM Series PLC  
 SL: left-side extension for DVP-S Series PLC

**• Accessory: Other**

Series ① ② ③

- Accessory**
- Accessory definition**  
 Bt: Battery
- Type: 01, 02 .....**

\*For the availability of the product models, please contact Delta sales representatives or refer to "Ordering Information" in this catalogue

# DVP Series PLC Function Overview

Select your desired specifications and locate the most suitable PLC.



Item	Specifications	Check	Model							
			ES2	EX2	EH3	SS2	SA2	SX2	SV2	SE
Power Supply	AC	<input type="checkbox"/>	○	○	○					
	DC	<input type="checkbox"/>				○	○	○	○	○
I/O Points	< 256	<input type="checkbox"/>	△	△						
	< 512	<input type="checkbox"/>			△	△	△	△	△	△
Program Capacity	< 8 k	<input type="checkbox"/>				○				
	<16 k	<input type="checkbox"/>	○	○			○	○		○
	< 32 k	<input type="checkbox"/>			○				○	
Output Type	Transistor (NPN)	<input type="checkbox"/>	○	○	○	○	○	○	○	○
	Transistor (PNP)	<input type="checkbox"/>				○	△	○	○	△
	Relay	<input type="checkbox"/>	○	○	○	○	○	○	○	○
	Differential signal	<input type="checkbox"/>			○					
Communication	3 COM ports (RS-232/485)	<input type="checkbox"/>	○	○	△		○	△	△	△
	Ethernet	<input type="checkbox"/>	○		△		△	△	△	○
	USB	<input type="checkbox"/>						○		○
	DeviceNet	<input type="checkbox"/>			△*1		△*1	△*1	△*1	△*1
	CANopen	<input type="checkbox"/>	○		△*1		△*1	△*1	△*1	△*1
	PROFIBUS	<input type="checkbox"/>			△*1		△*1	△*1	△*1	△*1
Positioning	2-axis output	<input type="checkbox"/>	○	○	○	○	○	○		○
	4-axis output	<input type="checkbox"/>			○				○	
	> 4 axes	<input type="checkbox"/>			△	△	△	△	△	△
	2-axis interpolation	<input type="checkbox"/>	○	○	○		○	○	○	○
	100 kHz high speed	<input type="checkbox"/>	○	○			○	○		○
	200 kHz high speed	<input type="checkbox"/>			○	△	△	△	○	△
High-speed Counting	≤ 2 channels	<input type="checkbox"/>	○	○		○	○	○		○
	≥ 3 channels	<input type="checkbox"/>			○*3	△	△	△	○	△
	100 kHz high speed	<input type="checkbox"/>	○	○			○	○		○
	200 kHz high speed	<input type="checkbox"/>			○	△	△	△	○	△
Analog Function	< 4 channels (AD)	<input type="checkbox"/>	△	○	△	△	△	○	△	△
	< 2 channels (DA)	<input type="checkbox"/>	△	○*2	△	△	△	○*2	△	△

Note:

○ With such specification ○ Varies upon model △ With such specification when connected to extension module / function card

\*1: Series that support left-side modules can support both master and slave; other series support only slave  
(Note: DVP26SE/DVP28SV only supports right-side modules)



\*2: DVP-EX / SX2 Series have 4 channels of analog input and 2 channels of analog output

\*3: In addition to the built-in 4 channels of high-speed counters, the DVP-EH3 Series can connect high-speed counter modules





# Ordering Information

## DVP-EC3 Series PLC



Product Name	Power Supply	Output Method	Inputs	Outputs	Model Name	Certificates
DVP-EC3 Series Basic PLC	100 ~ 240 V <sub>AC</sub>	Relay	6	4	DVP10EC00R3	 
	100 ~ 240 V <sub>AC</sub>	Transistor	6	4	DVP10EC00T3	
	100 ~ 240 V <sub>AC</sub>	Relay	8	6	DVP14EC00R3	
	100 ~ 240 V <sub>AC</sub>	Transistor	8	6	DVP14EC00T3	
	100 ~ 240 V <sub>AC</sub>	Relay	8	8	DVP16EC00R3	
	100 ~ 240 V <sub>AC</sub>	Transistor	8	8	DVP16EC00T3	
	100 ~ 240 V <sub>AC</sub>	Relay	12	8	DVP20EC00R3	
	100 ~ 240 V <sub>AC</sub>	Transistor	12	8	DVP20EC00T3	
	100 ~ 240 V <sub>AC</sub>	Relay	12	12	DVP24EC00R3	
	100 ~ 240 V <sub>AC</sub>	Transistor	12	12	DVP24EC00T3	
	100 ~ 240 V <sub>AC</sub>	Relay	18	12	DVP30EC00R3	
	100 ~ 240 V <sub>AC</sub>	Transistor	18	12	DVP30EC00T3	

## DVP-EC3 Series PLC

Product Name	Power Supply	Output Method	Inputs	Outputs	Model Name	Certificates
DVP-EC3 Series Basic PLC	100 ~ 240 V <sub>AC</sub>	Relay	16	16	DVP32EC00R3	 
	100 ~ 240 V <sub>AC</sub>	Transistor	16	16	DVP32EC00T3	
	100 ~ 240 V <sub>AC</sub>	Relay	24	16	DVP40EC00R3	
	100 ~ 240 V <sub>AC</sub>	Transistor	24	16	DVP40EC00T3	
	100 ~ 240 V <sub>AC</sub>	Relay	28	20	DVP48EC00R3	
	100 ~ 240 V <sub>AC</sub>	Transistor	28	20	DVP48EC00T3	
	100 ~ 240 V <sub>AC</sub>	Relay	36	24	DVP60EC00R3	
	100 ~ 240 V <sub>AC</sub>	Transistor	36	24	DVP60EC00T3	
Fastest execution time of basic instructions		3.8 μs	Execution time of MOV instruction		5.04 μs	



# Ordering Information

## DVP-ES3/ES2/EX2 Series PLC


Product Name	Power Supply	Output Method	Inputs	Outputs	Model Name	Certificates
DVP-ES3 Series <small>New</small> Standard PLC	24 V <sub>DC</sub>	Transistor	16	16	DVP32ES311T	 
	100 ~ 240 V <sub>AC</sub>	Transistor	16	16	DVP32ES300T	
	100 ~ 240 V <sub>AC</sub>	Relay	16	16	DVP32ES300R	
	100 ~ 240 V <sub>AC</sub>	Transistor	24	24	DVP48ES300T	
	100 ~ 240 V <sub>AC</sub>	Relay	24	24	DVP48ES300R	
	100 ~ 240 V <sub>AC</sub>	Transistor	32	32	DVP64ES300T	
	100 ~ 240 V <sub>AC</sub>	Relay	32	32	DVP64ES300R	
	100 ~ 240 V <sub>AC</sub>	Transistor	40	40	DVP80ES300T	
	100 ~ 240 V <sub>AC</sub>	Relay	40	40	DVP80ES300R	
DVP-ES2 Series Standard PLC	100 ~ 240 V <sub>AC</sub>	Relay	8	8	DVP16ES200R	
	100 ~ 240 V <sub>AC</sub>	Transistor	8	8	DVP16ES200T	
	100 ~ 240 V <sub>AC</sub>	Relay	16	8	DVP24ES200R	
	100 ~ 240 V <sub>AC</sub>	Transistor	16	8	DVP24ES200T	
	100 ~ 240 V <sub>AC</sub>	Relay	16	16	DVP32ES200R	
	100 ~ 240 V <sub>AC</sub>	Transistor	16	16	DVP32ES200T	
	24 V <sub>DC</sub>	Transistor	16	16	DVP32ES211T	
	100 ~ 240 V <sub>AC</sub>	Relay	24	16	DVP40ES200R DVP40ES200RM <sup>*1</sup>	
	100 ~ 240 V <sub>AC</sub>	Transistor	24	16	DVP40ES200T	
	100 ~ 240 V <sub>AC</sub>	Relay	36	24	DVP60ES200R	
	100 ~ 240 V <sub>AC</sub>	Transistor	36	24	DVP60ES200T	
	100 ~ 240 V <sub>AC</sub>	Relay	40	40	DVP80ES200R	
	100 ~ 240 V <sub>AC</sub>	Transistor	40	40	DVP80ES200T	
DVP-ES2 Series Standard PLC with Built-in CANopen	100 ~ 240 V <sub>AC</sub>	Relay	16	16	DVP32ES200RC	
	100 ~ 240 V <sub>AC</sub>	Transistor	16	16	DVP32ES200TC	
DVP-ES2 Series Standard PLC with Ethernet Communication	100 ~ 240 V <sub>AC</sub>	Relay	12	8	DVP20ES200RE	
	100 ~ 240 V <sub>AC</sub>	Transistor	12	8	DVP20ES200TE	
	100 ~ 240 V <sub>AC</sub>	Relay	16	16	DVP32ES200RE	
	100 ~ 240 V <sub>AC</sub>	Transistor	16	16	DVP32ES200TE	
	100 ~ 240 V <sub>AC</sub>	Relay	24	16	DVP40ES200RE	
	100 ~ 240 V <sub>AC</sub>	Transistor	24	16	DVP40ES200TE	
	100 ~ 240 V <sub>AC</sub>	Relay	36	24	DVP60ES200RE	
DVP-EX2 Series Analog PLC	100 ~ 240 V <sub>AC</sub>	Relay	8	6	DVP20EX200R	
		Analog	4	2		
	100 ~ 240 V <sub>AC</sub>	Transistor	8	6	DVP20EX200T	
DVP-EX2 Series Temperature/ Analog PLC	100 ~ 240 V <sub>AC</sub>	Relay	16	10	DVP30EX200R	
		Analog	3	1		
	100 ~ 240 V <sub>AC</sub>	Transistor	16	10	DVP30EX200T	
		Analog	3	1		
Fastest execution time of basic instructions		ES3: 0.025μs ES2/EX2: 0.35μs	Execution time of MOV instruction		ES3: 0.15μs ES2/EX2: 3.4μs	

\*1: Built-in SD card slot

## DVP-ES3/ES2/EX2 Series Digital I/O Module (AC power supply)


Product Name	Power Supply	Output Method	Inputs	Outputs	Model Name	Certificates
Digital Module	100 ~ 240 V <sub>AC</sub>	Relay	-	24	DVP24XN200R	 
	100 ~ 240 V <sub>AC</sub>	Transistor	-	24	DVP24XN200T	
	100 ~ 240 V <sub>AC</sub>	Relay	16	8	DVP24XP200R	
	100 ~ 240 V <sub>AC</sub>	Transistor	16	8	DVP24XP200T	
	100 ~ 240 V <sub>AC</sub>	Relay	16	16	DVP32XP200R	
	100 ~ 240 V <sub>AC</sub>	Transistor	16	16	DVP32XP200T	

## DVP-ES3/ES2/EX2 Series Digital / Analog / Special Module (24V<sub>DC</sub>)

Product Name	Output Method	Inputs	Outputs	Model Name	Certificates
Digital Module	-	8	-	DVP08XM211N	
	Relay	-	8	DVP08XN211R	
	Transistor	-	8	DVP08XN211T	
	Relay	4	4	DVP08XP211R	
	Transistor	4	4	DVP08XP211T	
	-	16	-	DVP16XM211N	
	Relay	-	16	DVP16XN211R	
	Transistor	-	16	DVP16XN211T	
	Relay	8	8	DVP16XP211R	
Transistor	8	8	DVP16XP211T		
Analog I/O Module	<ul style="list-style-type: none"> <li>• 4 points of analog voltage (10 V, 5 V) / current (20 mA, 0 ~ 20 mA, 4 ~ 20 mA) input *1</li> <li>• Resolution: 14-bit (-32,000 ~ +32,000)</li> </ul>			DVP04 AD-E2	
	<ul style="list-style-type: none"> <li>• 4 points of analog voltage (-10 V ~ +10 V) / current (0 ~ 20 mA, 4 ~ 20 mA) output *1</li> <li>• Resolution: 14-bit (-32,000 ~ +32,000) / (0 ~ +32,000)</li> </ul>			DVP04DA-E2	
	<ul style="list-style-type: none"> <li>• 2 points of analog voltage (-10 V ~ +10 V) / current (0 ~ 20 mA, 4 ~ 20 mA) output *1</li> <li>• Resolution: 14-bit (-32,000 ~ +32,000) / (0 ~ +32,000)</li> </ul>			DVP02DA-E2	
	<ul style="list-style-type: none"> <li>• 4 points of analog voltage (10 V, 5 V) / current (20 mA, 0 ~ 20 mA, 4 ~ 20 mA) input *1</li> <li>• Input resolution: 14-bit (-32,000 ~ +32,000)</li> <li>• 2 points of analog voltage (-10 V ~ +10 V) / current (0 ~ 20 mA, 4 ~ 20 mA) output</li> <li>• Output resolution: 14-bit (-32,000 ~ +32,000) / (0 ~ +32,000)</li> </ul>			DVP06XA-E2	
Temperature Measurement Module	<ul style="list-style-type: none"> <li>• 4 points of platinum RTD (Pt100, Pt1000, Ni100, Ni1000) sensor input / 0 ~ 300Ω resistance input *1</li> <li>• Resolution: 16-bit</li> <li>• With PID temperature control</li> </ul>			DVP04PT-E2	
	<ul style="list-style-type: none"> <li>• 6 points of platinum RTD (Pt100, Pt1000, Ni100, Ni1000) sensor input / 0 ~ 300Ω resistance input *1</li> <li>• Resolution: 16-bit</li> <li>• With PID temperature control</li> </ul>			<small>New</small> DVP06PT-E2	
	<ul style="list-style-type: none"> <li>• 4 points of thermocouple (J, K, R, S, T, E, N Type) sensor input / -80mV ~ +80mV voltage input *1</li> <li>• Resolution: 20-bit</li> <li>• With PID temperature control</li> </ul>			DVP04TC-E2	
Extension module	• Extends distance between the I/O modules of the DVP-ES2 Series within a given distance			DVPAEXT01-E2	


\*1. Digital / analog photocoupler isolation. No isolation among channels

## DVP-EH3 Series PLC

Product name	Power Supply	Output Method	Inputs	Outputs	Model Name	Certificates
DVP-EH3 Series High Performance PLC	100 ~ 240V <sub>AC</sub>	Relay	8	8	DVP16EH00R3	
	100 ~ 240V <sub>AC</sub>	Transistor	8	8	DVP16EH00T3	
	100 ~ 240V <sub>AC</sub>	Relay	12	8	DVP20EH00R3	
	100 ~ 240V <sub>AC</sub>	Transistor	12	8	DVP20EH00T3	
	100 ~ 240V <sub>AC</sub>	Transistor	16	16	DVP32EH00T3	
	100 ~ 240V <sub>AC</sub>	Relay	16	16	DVP32EH00R3	
	100 ~ 240V <sub>AC</sub>	Differential + Relay	16	16	DVP32EH00M3	
	100 ~ 240V <sub>AC</sub>	Relay	16	16	DVP32EH00R3-L	
	100 ~ 240V <sub>AC</sub>	Transistor	16	16	DVP32EH00T3-L	
	100 ~ 240V <sub>AC</sub>	Transistor	24	16	DVP40EH00T3	
	100 ~ 240V <sub>AC</sub>	Relay	24	16	DVP40EH00R3	
	100 ~ 240V <sub>AC</sub>	Relay	24	24	DVP48EH00R3	
	100 ~ 240V <sub>AC</sub>	Transistor	24	24	DVP48EH00T3	
	100 ~ 240V <sub>AC</sub>	Relay	32	32	DVP64EH00R3	
	100 ~ 240V <sub>AC</sub>	Transistor	32	32	DVP64EH00T3	
	100 ~ 240V <sub>AC</sub>	Relay	40	40	DVP80EH00R3	
100 ~ 240V <sub>AC</sub>	Transistor	40	40	DVP80EH00T3		
Execution time of basic instructions			0.24 μs			


# Ordering Information

## DVP-EH3 Series Digital / Analog Module

Product Name	Output Method	Inputs	Outputs	Model Name	Certificates
Digital Module	Relay	4	4	DVP08HP11R	
	Transistor	4	4	DVP08HP11T	
	Relay	-	8	DVP08HN11R	
	Transistor	-	8	DVP08HN11T	
	-	8	-	DVP08HM11N	
	Relay	8	8	DVP16HP11R	
	Transistor	8	8	DVP16HP11T	
	-	16	-	DVP16HM11N	
	-	32	-	DVP32HM11N	
	Relay	-	32	DVP32HN00R	
	Transistor	-	32	DVP32HN00T	
	Relay	16	16	DVP32HP00R	
	Transistor	16	16	DVP32HP00T	
	Relay	24	24	DVP48HP00R	
	Transistor	24	24	DVP48HP00T	
Analog Module	<ul style="list-style-type: none"> <li>4 points of analog voltage (-10 V ~ +10 V) / current (-20 mA ~ +20 mA) *1</li> <li>Input resolution: 14-bit</li> <li>Built-in RS-485 interface</li> </ul>			DVP04 AD-H2	
	<ul style="list-style-type: none"> <li>4 points of analog voltage (0 V ~ +10 V) / current (0 mA ~ +20 mA) output *1</li> <li>Resolution: 12-bit</li> <li>Built-in RS-485 interface</li> </ul>			DVP04DA-H2	
	<ul style="list-style-type: none"> <li>4 points of analog voltage (-10 V ~ +10 V) / current (-20 mA ~ +20 mA) input</li> <li>2 points of analog voltage (0 V ~ +10 V) / current (0 mA ~ +20 mA) output</li> <li>Resolution: 12-bit</li> <li>Built-in RS-485 interface</li> </ul>			DVP06XA-H2	
	<ul style="list-style-type: none"> <li>4 points of platinum RTD (Pt100, Pt1000, Ni100, Ni1000) sensor input *1 / 0 ~ 300Ω or 0 ~ 3000Ω resistance input</li> <li>Resolution: 0.1°C / 0.18°F</li> <li>Built-in RS-485 interface</li> </ul>			DVP04PT-H2	
	<ul style="list-style-type: none"> <li>4 points of thermocouple (J, K, R, S, T, E, N Type) sensor input *1 / 0 ~ 150mV voltage input</li> <li>Resolution: 0.1°C / 0.18°F</li> <li>Built-in RS-485 interface</li> </ul>			DVP04TC-H2	
	<ul style="list-style-type: none"> <li>8 points of thermocouple (J, K, R, S, T, E, N Type) sensor input *1 / 0 ~ 150mV or ±150mV voltage input</li> <li>Resolution: 0.1°C / 0.18°F</li> <li>Built-in RS-485 interface</li> </ul>			DVP08TC-H2	
	<ul style="list-style-type: none"> <li>4 channels of differential voltage (-10 V ~ +10 V) / current (-20 mA ~ +20 mA) input</li> <li>Resolution: 16-bit</li> <li>Built-in RS-485 interface</li> </ul>			DVP04 AD-H3	
	<ul style="list-style-type: none"> <li>4 channels of voltage (-10 V ~ +10 V) / current (0 ~ +20 mA) output</li> <li>Resolution: 16-bit</li> <li>Built-in RS-485 interface</li> </ul>			DVP04DA-H3	
<ul style="list-style-type: none"> <li>4 channels of differential voltage (-10 V ~ +10 V) / current (-20 mA ~ +20 mA) input</li> <li>2 channels of voltage (-10 V ~ +10 V) / current (0 ~ +20 mA) output</li> <li>Resolution: 16-bit</li> <li>Built-in RS-485 interface</li> </ul>			DVP06XA-H3		

\*1. Digital/analog photocoupler isolation. No isolation among channels



## DVP-EH3 Series Extension Module / Function Card

Product Name	Description	Model Name	Certificates
Positioning Module	Servo position control module (single axis, 200kHz)	DVP01PU-H2	
High-Speed Counter	High-speed counter module (1CH)	DVP01HC-H2	
Communication Module	PROFIBUS DP slave communication module	DVPPF02-H2	
	CANopen slave communication module	DVPCP02-H2	
	DeviceNet slave communication module	DVPDT02-H2	
Function Card	RS-232 port conversion (DVP-EH2: COM2; DVP-EH3: COM3)	DVP-F232	
	RS-485 port extension (COM3) (DVP-EH3 only)	DVP-F485	
	<ul style="list-style-type: none"> <li>2 points of analog voltage (0 ~ 10 V) / current (0 ~ 20 mA) input</li> <li>Resolution: 12-bit</li> </ul>	DVP-F2 AD	
	<ul style="list-style-type: none"> <li>2 points of analog voltage (0 ~ 10 V) / current (0 ~ 20 mA) output</li> <li>Resolution: 12-bit</li> </ul>	DVP-F2DA	
	Ethernet communication card (compatible with controllers built-in with 32 I/O and above)	DVP-FEN01	

## DVP-S Series PLC

Product Name	Power Supply	Output Method	Inputs	Outputs	Model Name	Certificates
DVP-SV2 Series Functional Slim PLC	24 V <sub>DC</sub>	Relay	16	12	DVP28SV11R2	
	24 V <sub>DC</sub>	Transistor	16	12	DVP28SV11T2	
	24 V <sub>DC</sub>	Transistor (PNP)	16	12	DVP28SV11S2	
	24 V <sub>DC</sub>	Transistor	10 (2AI)	12	DVP24SV11T2	
Execution time of basic instructions			0.24 μs			
DVP-SS2 Series Standard Slim PLC	24 V <sub>DC</sub>	Relay	16	12	DVP28SS211R	
	24 V <sub>DC</sub>	Transistor	16	12	DVP28SS211T	
	24 V <sub>DC</sub>	Transistor (PNP)	16	12	DVP28SS211S <small>New</small>	
	24 V <sub>DC</sub>	Relay	8	6	DVP14SS211R	
	24 V <sub>DC</sub>	Transistor	8	6	DVP14SS211T	
	24 V <sub>DC</sub>	Transistor (PNP)	8	4	DVP12SS211S	
DVP-SA2 Series Advanced Slim PLC	24 V <sub>DC</sub>	Relay	16	12	DVP28SA211R	
	24 V <sub>DC</sub>	Transistor	16	12	DVP28SA211T	
	24 V <sub>DC</sub>	Transistor (PNP)	16	12	DVP28SA211S <small>New</small>	
	24 V <sub>DC</sub>	Relay	8	4	DVP12SA211R	
DVP-SX2 Series Analog Slim PLC	24 V <sub>DC</sub>	Transistor	8	4	DVP12SA211T	
	24 V <sub>DC</sub>	Relay	8 (4AI)	6 (2AO)	DVP20SX211R	
	24 V <sub>DC</sub>	Transistor	8 (4AI)	6 (2AO)	DVP20SX211T	
	24 V <sub>DC</sub>	Transistor (PNP)	8 (4AI)	6 (2AO)	DVP20SX211S	
Fastest execution time of basic instructions		0.35 μs	Execution time of MOV instruction		3.4 μs	
DVP-SE Series Network Type Slim PLC	24 V <sub>DC</sub>	Relay	14	12	DVP26SE11R	
	24 V <sub>DC</sub>	Transistor	14	12	DVP26SE11T	
	24 V <sub>DC</sub>	Transistor (PNP)	14	12	DVP26SE11S <small>New</small>	
	24 V <sub>DC</sub>	Relay	8	4	DVP12SE11R	
	24 V <sub>DC</sub>	Transistor	8	4	DVP12SE11T	
Fastest execution time of basic instructions		0.64 μs	Execution time of MOV instruction		2 μs	
DVP-SX Series Analog Slim PLC	24 V <sub>DC</sub>	Relay	4 (2AI)	2 (2AO)	DVP10SX11R	
	24 V <sub>DC</sub>	Transistor	4 (2AI)	2 (2AO)	DVP10SX11T	
Fastest execution time of basic instructions		3.8 μs	Execution time of MOV instruction		5.04 μs	


## DVP-S Series Digital / Analog Module

Product name	Output Method	Inputs	Outputs	Model Name	Certificates
Digital Module	Relay	-	6	DVP06SN11R	
	Relay	-	8	DVP08SN11R	
	Transistor	-	8	DVP08SN11T	
	Transistor	-	16	DVP16SN11T	
	Relay	4	4	DVP08SP11R	
	Transistor	4	4	DVP08SP11T	
	-	8	-	DVP08SM11N	
	-	8	-	DVP08SM10N	
	Transistor (PNP)	-	8	DVP08SN11TS	
	Digital switch	8	-	DVP08ST11N	
	Relay	8	8	DVP16SP11R	
	Transistor (PNP)	4	4	DVP08SP11TS	
	Transistor (NPN)	8	8	DVP16SP11T	
	Transistor (PNP)	8	8	DVP16SP11TS	
	Transistor (PNP)	-	16	DVP16SN11TS	
	-	16	-	DVP16SM11N	
	Transistor, MIL	-	32	DVP32SN11TN	
MIL	32	-	DVP32SM11N		
<b>Product Name</b>					
Analog I/O Module	<ul style="list-style-type: none"> <li>4 points of analog input voltage (-10V ~ +10V) / current (-20mA ~ +20mA)</li> <li>Input resolution: 14-bit</li> </ul>		<ul style="list-style-type: none"> <li>Built-in RS-485 interface</li> <li>Differential input</li> </ul>	DVP04 AD-S2	
	<ul style="list-style-type: none"> <li>4 points of analog output voltage (0V ~ +10V) / current (0mA ~ +20mA)</li> </ul>		<ul style="list-style-type: none"> <li>Output resolution: 12-bit</li> <li>Built-in RS-485 interface</li> </ul>	DVP04 DA-S2	
	<ul style="list-style-type: none"> <li>Analog input+output module (6 points)</li> <li>4 points of analog input voltage (-10V ~ +10V) / current (-20mA ~ +20mA)</li> <li>2 points of analog output voltage (0V ~ +10V) / current (0mA ~ +20mA)</li> </ul>		<ul style="list-style-type: none"> <li>Input / output resolution: 12-bit</li> <li>Built-in RS-485 interface</li> <li>Differential input</li> </ul>	DVP06XA-S2	




# Ordering Information

## DVP-S Series Analog Module


Product Name	Description	Model Name	Certificates
Analog I/O Module	<ul style="list-style-type: none"> <li>4 points of analog input voltage (-10V ~ +10V) / current (-20mA ~ +20mA)</li> <li>Input resolution: 14-bit</li> </ul>	DVP04AD-S	
	<ul style="list-style-type: none"> <li>4 points of analog output voltage (0V ~ +10V) / current (0mA ~ +20mA)</li> <li>Output resolution: 12-bit</li> </ul>	DVP04DA-S	
	<ul style="list-style-type: none"> <li>2 points of analog output voltage (0V ~ +10V) / current (0mA ~ +20mA)</li> <li>Output resolution: 12-bit</li> </ul>	DVP02DA-S	
	<ul style="list-style-type: none"> <li>6 points of analog input voltage (-10V ~ +10V) / current (-20mA ~ +20mA)</li> <li>Input resolution: 14-bit</li> </ul>	DVP06AD-S	
	<ul style="list-style-type: none"> <li>Analog input+output modules (6 points)</li> <li>4 points of analog input voltage (-10V ~ +10V) / current (-20mA ~ +20mA)</li> <li>2 points of analog output voltage (0V ~ +10V) / current (0mA ~ +20mA)</li> </ul>	DVP06XA-S	

## DVP-S Series Extension Module / High-Speed Module (Left-side)

Product Name	Description	Model Name	Certificates
High-Speed Analog I/O Module (Left-side)	<ul style="list-style-type: none"> <li>4 groups of analog input<sup>*1</sup></li> <li>Signal range: 1 ~ 5V, 0 ~ 5V, -5 ~ 5V, 0 ~ 10V, -10 ~ 10V, 4 ~ 20mA, 0 ~ 20mA, -20 ~ 20mA</li> <li>Resolution: 16-bit</li> <li>Single channel On/Off setup enhances entire conversion efficiency</li> <li>Conversion time: 250 μs / point</li> <li>Off-line alarm (1 ~ 5V, 4 ~ 20mA)</li> </ul>	DVP04AD-SL	
	<ul style="list-style-type: none"> <li>4 groups of analog output *1</li> <li>Signal range: 0 ~ 10V, -10 ~ 10V, 4 ~ 20mA, 0 ~ 20mA</li> <li>Resolution: 16-bit</li> <li>Offers single channel On/Off setup</li> <li>Conversion time: 250 μs / point</li> </ul>	DVP04DA-SL	
High-Speed Load Cell Module (Left-side)	<ul style="list-style-type: none"> <li>1 set of load cell module<sup>*1</sup></li> <li>Resolution: 24-bit for hardware(ADC), 32-bit for data output</li> </ul>	DVP201LC-SL	
	<ul style="list-style-type: none"> <li>1 set of load cell module<sup>*1</sup></li> <li>Resolution: 24-bit for hardware(ADC), 32-bit for data output</li> <li>Connectable to 4-wire/6-wire load cell sensor</li> </ul>	DVP211LC-SL	
	<ul style="list-style-type: none"> <li>2 sets of load cell module<sup>*1</sup></li> <li>Resolution: 24-bit for hardware(ADC), 32-bit for data output</li> <li>Connectable to 4-wire/6-wire load cell sensor</li> </ul>	DVP202LC-SL	
	<ul style="list-style-type: none"> <li>Supports 2 channels of load cell signal input<sup>*1</sup></li> <li>Resolution: 20-bit for hardware(ADC), 16-bit for data output</li> <li>Connectable to 4-wire/6-wire load cell sensor</li> <li>Measurable range: 0 ~ 6 mV/V</li> </ul>	DVP02LC-SL	
	<ul style="list-style-type: none"> <li>Supports 1 channel of load cell signal input<sup>*1</sup></li> <li>Resolution: 20-bit for hardware(ADC), 32-bit for data output</li> <li>Connectable to 4-wire/6-wire load cell sensor</li> <li>Measurable range: 0 ~ 6 mV/V</li> </ul>	DVP01LC-SL	
Temperature Measurement Module	<ul style="list-style-type: none"> <li>6 points of platinum RTD (Pt100, Pt1000, Ni100, Ni1000) sensor input</li> <li>Resolution: 0.1°C/0.18°F</li> </ul>	DVP06PT-S	
	<ul style="list-style-type: none"> <li>4 points of platinum RTD (Pt100, Pt1000, Ni100, Ni1000) sensor input<sup>*1</sup> (Version 4.06 and above supports Pt1000, Ni100, Ni1000)</li> <li>Resolution: 0.1°C/0.18°F</li> <li>Built-in RS-485 interface</li> </ul>	DVP04PT-S	
	<ul style="list-style-type: none"> <li>4 points of thermocouple (J, K, R, S, T type) sensor input<sup>*1</sup></li> <li>Resolution: 0.1°C/0.18°F</li> <li>Built-in RS-485 interface</li> </ul>	DVP04TC-S	
	<ul style="list-style-type: none"> <li>8 points of thermistor (NTC) sensor input</li> <li>Resolution: 0.1°C/0.18°F</li> <li>Built-in RS-485 interface</li> </ul>	DVP08NTC-S <span style="color: red;">New</span>	
	<ul style="list-style-type: none"> <li>2 points of universal analog input: 0 ~ 10V, 0 ~ 20mA, 4 ~ 20mA; Thermocouple: J, K, R, S, T, E, N, B, C, L, U, TXK, PLII; RTD: Pt100, JPt100, Pt1000, Cu50, Cu100, Ni100, Ni1000, LG-Ni1000</li> <li>Resolution: analog 16-bit; Sensor: 0.1°C/0.18°F</li> <li>4 points of NPN transistor output: 24V<sub>DC</sub>/300mA</li> <li>Output point: built-in PID program control/manual control</li> </ul>	DVP02TUN-S	


\*1. Digital/analog photocoupler isolation. No isolation among channels

## DVP-S Series Extension Module / High-Speed Module (Left-side)


Product Name	Description	Model Name	Certificates
Temperature Measurement Module	<ul style="list-style-type: none"> <li>2 points of universal analog input: 0 ~ 10 V, 0 ~ 20 mA, 4 ~ 20 mA; Thermocouple: J, K, R, S, T, E, N, B, C, L, U, TXK, PLII; RTD: Pt100, JPt100, Pt1000, Cu50, Cu100, Ni100, Ni1000, LG-Ni1000</li> <li>Resolution: analog 16-bit; Sensor: 0.1°C/0.18°F</li> <li>4 points of relay output: 24V<sub>DC</sub>/3 A</li> <li>Output point: built-in PID program control/manual control</li> </ul>	DVP02TUR-S	
	<ul style="list-style-type: none"> <li>2 points of universal analog input: 0 ~ 10 V, 0 ~ 20 mA, 4 ~ 20 mA; Thermocouple: J, K, R, S, T, E, N, B, C, L, U, TXK, PLII; RTD: Pt100, JPt100, Pt1000, Cu50, Cu100, Ni100, Ni1000, LG-Ni1000</li> <li>Resolution: analog 16-bit; Sensor: 0.1°C/0.18°F</li> <li>2 points of analog output: 0 ~ 10 V, 0 ~ 20 mA, 4 ~ 20 mA</li> <li>Output point: built-in PID program control/manual control</li> </ul>	DVP02TUL-S	

\*1. Digital/analog photocoupler isolation. No isolation among channels

## DVP-S Series Extension Module / High-Speed Module (Left-side)


Product Name	Description	Model Name	Certificates
Positioning Module	Servo position control module (single axis, 200 kHz)	DVP01PU-S	
Communication Module	DeviceNet slave communication module	DVPDT01-S	
	PROFIBUS DP slave communication module	DVPPF01-S	
Left-Side High-Speed Communication Module	Ethernet communication module, 10/100Mbps	DVPEN01-SL	
	DeviceNet master communication module, 500Kbps	DVPDNET-SL	
	CANopen master communication module, 1Mbps	DVPCOPM-SL	
	PROFIBUS DP slave communication module, 12 Mbps	DVPPF02-SL	
	RS-485/RS-422, serial communication module, 460 Kbps	DVPSCM12-SL	
	BACnet MS/TP Slave communication module, 460 Kbps	DVPSCM52-SL	
Remote I/O Module	RS-485 remote I/O module, connectable to DVP-S series I/O modules	RTU-485	
	Ethernet remote I/O module, connectable to DVP-S series I/O modules	RTU-EN01	
	DeviceNet remote I/O module, connectable to DVP-S series I/O modules	RTU-DNET	
	PROFIBUS remote I/O module, connectable to DVP-S series I/O modules	RTU-PD01	
	CANopen remote I/O module, connectable to DVP-S series I/O modules	RTU-CN01 <span style="color:red">New</span>	
	EtherCAT remote I/O module, connectable to DVP-S series I/O modules	RTU-ECAT <span style="color:red">New</span>	
Remote Temperature Control Module	<ul style="list-style-type: none"> <li>2 points of universal analog input: 0 ~ 10 V, 0 ~ 20 mA, 4 ~ 20 mA; Thermocouple: J, K, R, S, T, E, N, B, C, L, U, TXK, PLII; RTD: Pt100, JPt100, Pt1000, Cu50, Cu100, Ni100, Ni1000, LG-Ni1000</li> <li>Resolution: analog 16-bit; Sensor: 0.1°C/0.18°F</li> <li>4 points of NPN transistor output: 24V<sub>DC</sub>/300mA</li> <li>Output point: built-in PID program control/manual control</li> </ul>	DVP02TKN-S	
	<ul style="list-style-type: none"> <li>2 points of universal analog input: 0 ~ 10 V, 0 ~ 20 mA, 4 ~ 20 mA; Thermocouple: J, K, R, S, T, E, N, B, C, L, U, TXK, PLII; RTD: Pt100, JPt100, Pt1000, Cu50, Cu100, Ni100, Ni1000, LG-Ni1000</li> <li>Resolution: analog 16-bit; Sensor: 0.1°C/0.18°F</li> <li>4 points of relay output: 24V<sub>AC</sub>/3 A</li> <li>Output point: built-in PID program control/manual control</li> </ul>	DVP02TKR-S	
	<ul style="list-style-type: none"> <li>2 points of universal analog input: 0 ~ 10 V, 0 ~ 20 mA, 4 ~ 20 mA; Thermocouple: J, K, R, S, T, E, N, B, C, L, U, TXK, PLII; RTD: Pt100, JPt100, Pt1000, Cu50, Cu100, Ni100, Ni1000, LG-Ni1000</li> <li>Resolution: analog 16-bit; Sensor: 0.1°C/0.18°F</li> <li>2 points of analog output: 0 ~ 10 V, 0 ~ 20 mA, 4 ~ 20 mA</li> <li>Output point: built-in PID program control/manual control</li> </ul>	DVP02TKL-S	

## Communication Converter


Product Name	Description	Model Name	Certificates
Converter	USB to RS-485 converter	IFD6500	
	USB to CAN converter	IFD6503	
	USB to RS-485 converter	IFD6530	
	EtherNet/IP, Modbus TCP to RS-232,RS-485 converter	IFD9506	
	DeviceNet to RS-232/485 converter	IFD9502	
	CANopen to RS-232/485 converter	IFD9503	
	RS-232 to RS-422/485 isolated converter	IFD8500-A	
	RS-485 to RS-422 isolated repeater	IFD8510-A	
	RS-422/485 to RS-232 addressable isolated converter	IFD8520	
	Bluetooth (BLE) to RS-485 converter	IFD8540 <span style="color:red">New</span>	

# Ordering Information




## DVP-PM Series

Product Name	Power Supply	Output Method	Inputs	Outputs	Model Name	Certificates
Standard Motion Controller	100 ~ 240V <sub>AC</sub>	Differential	16	16	DVP10PM00M	
		(Built-in 4-axis of independent 1MHz pulse output)				
Advanced Motion Controller	100 ~ 240V <sub>AC</sub>	Differential	8	8	DVP20PM00DT	
		(Built-in 2-axis of independent 500kHz pulse output)			DVP20PM00D	
		(Built-in 3-axis of independent 500kHz pulse output)			DVP20PM00M	
Extension Module		Description			Model Name	
DVP-PM communication card		Ethernet / CANopen communication card			DVP-FPMC	
Execution time of basic instructions		0.13 μs		Execution time of MOV instruction		3.74 μs

## DVP-MC Series

Product Name	Power Supply	Communication Protocol	Axes Controlled	Inputs	Outputs	Model Name	Certificates
Multi-axis Motion Controller	24 V <sub>DC</sub>	CANopen DS402	16	8	4 (NPN)	DVP10MC11T	
			24	16	8 (NPN)	DVP15MC11T <b>New</b>	
			6	16	8 (NPN)	DVP15MC11T-06 <b>New</b>	
		EtherCAT	24	16	8 (NPN)	DVP50MC11T <b>New</b>	
			24	16	8 (PNP)	DVP50MC11P <b>New</b>	
			6	16	8 (PNP)	DVP50MC11P-06 <b>New</b>	
			6	16	8 (NPN)	DVP50MC11T-06 <b>New</b>	
			4 (Point-to-Point)	16	8 (NPN)	DVP50MC11T-4S <b>New</b>	
			16 (Point-to-Point)	16	8 (NPN)	DVP50MC11T-16S <b>New</b>	

## TP Series

Product Name	Description									Model	Certificates
TP02	Resolution: 160 x 32, Serial COM ports: RS-232 & RS-485									TP02G-AS1	
TP04	Resolution: 128 x 64, Serial COM ports: RS-232 & RS-422 / RS-485									TP04G-AS2	
	Resolution: 192 x 64, Serial COM ports: RS-232 & RS-422 / RS-485									TP04G-AL2	
	Resolution: 192 x 64, Serial COM ports: RS-232									TP04G-AL-C	
	Resolution: 192 x 64, Serial COM ports: RS-232 & RS-422 / RS-485, 0 ~ 9 numeric keys available									TP04G-BL-C	
											
Product Name	Description	DI	DO	AI* <sup>2</sup>	AO* <sup>2</sup>	PT	AX* <sup>1</sup>	LC	Output Type	Model	
TP04P	Resolution: 192 x 64 Serial COM ports: USB & RS-485*2	4 (60 Hz)	4						Relay	TP04P-08TP1R	
		8	8						Relay	TP04P-16TP1R	
		16	16						Relay	TP04P-32TP1R	
		8	8	4 (V/I)	2 (V/I)				Relay	TP04P-22XA1R	
		8	8	2 (I)	1 (I)	2			Relay	TP04P-21EX1R	
		8	8						Transistor	TP04P-16TP1T	
		16	16						Transistor	TP04P-32TP1T	
		8	8	4 (V/I)	2 (V/I)				Transistor	TP04P-22XA1T	
		8	8	2 (I)	1 (I)	2			Transistor	TP04P-21EX1T	
TP70P	Resolution: 800 x 400 Serial COM ports: USB & RS-485*2	9	16	4 (V/I)	2 (V/I) 4 (I)		2	1	Transistor	TP04P-20EXL1T* <sup>3</sup>	
		8	8						Relay	TP70P-16TP1R	
		16	16						Relay	TP70P-32TP1R	
		8	8	4 (V/I)	2 (V/I)				Relay	TP70P-22XA1R	
		8	8	2 (I)	1 (I)	2			Relay	TP70P-21EX1R	
		8	8						Transistor	TP70P-16TP1T	
		16	16						Transistor	TP70P-32TP1T	
		8	8	4 (V/I)	2 (V/I)				Transistor	TP70P-22XA1T	
8	8	2 (I)	1 (I)	2			Transistor	TP70P-21EX1T			
TP08	Resolution: 240 x 128 / Serial COM ports: RS-232, RS-422 & RS-485 / 0~9 numeric keypad									TP08G-BT2	

\*1: Universal analog input (mA, V, RTD)

\*2: V (Voltage), I (Current)

\*3: USB & RS-485 are design with isolation


## Software

Product Name	Description	OS (Windows-based Software)
<b>ISPSoft</b>	PLC editing software for AH, AS and DVP Series (supports 5 programming languages: LD, FBD, SFC, ST, IL)	Windows 2000, XP, Vista, Windows 7 (32-bit/64-bit)
<b>WPLSoft</b>	Programming software for DVP Series	Windows 98, Me, NT4.0, 2000, XP, Vista, Windows 7 (32-bit/64-bit)
<b>TPEditor</b>	Editing software for TP Series	Windows 98, Me, NT4.0, 2000, XP, Vista, Windows 7 (32-bit/64-bit)
<b>PMSoft</b>	Programming software for DVP-PM series	Windows 2000, XP, Vista, Windows 7 (32-bit/64-bit)
<b>DCISoft</b>	Delta communication integration software	Windows 2000, XP, Vista, Windows 7 (32-bit/64-bit)
<b>DeviceNet Builder</b>	DeviceNet configuration software	Windows 2000, XP, Vista, Windows 7 (32-bit/64-bit)
<b>CANopen Builder</b>	CANopen configuration software	Windows 2000, XP, Vista, Windows 7 (32-bit/64-bit)
<b>NetView Builder</b>	CAN bus message analysis software	Windows 2000, XP, Vista, Windows 7 (32-bit)

## Starter Kit

Product Name	Model Name	Contents
<b>Delta PLC Starter Kit</b>	UT-14SS2-A	DVP14SS211R (PLC), DOP-107BV (HMI) and accessory
	UT-12SE-A1	DVP12SE11R (PLC), DOP-107EV (HMI) and accessory

## Industrial Power Supply

Series	Power Supply	Inputs	Outputs	Power	Output Current	Model Name	Certificates
<b>DVP</b>	1-phase	85 ~ 264V <sub>AC</sub>	24V <sub>DC</sub>	24W	1A	DVPPS01	
				48W	2A	DVPPS02	
				120W	5A	DVPPS05	

\*Note: For more ordering information, please refer to the catalogue for Delta Industrial Power Supply

## Accessories

Type	Model Name	Description	Specification		Applicable Modules
			Length	Connector / Terminal Block	
<b>PLC Programming and Serial Communication Cable</b>	UC-PRG015-01A	Communication cable for PLC (mini USB) to PC	1.5 m	PC (USB ↔ mini USB) PLC	DVP-SE / DVP-SX2 / AH500
	UC-PRG015-02A	Communication cable for TP (USB B type) to PC	1.5 m	PC (USB ↔ USB B type) TP	TP70P / TP04P / DOP
	UC-PRG020-12A	Communication cable for PLC (DB9 female / 8-pin mini-DIN male) to PC	2 m	PC (DB9 female ↔ 8-pin mini-DIN male) PLC	DVP / TP RS-232
	UC-PRG030-01A	Communication cable for PLC (mini USB) to PC	3 m	PC (USB ↔ mini USB) PLC	DVP-SE / SX2 / AH500
	UC-PRG030-02A	Communication cable for TP (USB B type) to PC	3 m	PC (USB ↔ USB B type) TP	TP70P / TP04P / DOP
	UC-PRG030-10A	Communication cable for PLC / HMI / TP (DB9 female) to PC	3 m	PC (DB9 female ↔ DB9 female) PLC / HMI / TP	PLC / HMI / TP (DB9 female)
	UC-PRG030-20A	Communication cable for PLC / HMI (RJ45) to PC	3 m	PC (RJ45 ↔ RJ45) PLC / HMI	DVP-SE / DVPEN02-L / AHCPU5□□-EN / AH10EN-5A
	UC-MS010-02A	Communication cable for PLC (8-pin mini-DIN male) to PC	1 m	PC (DB9 female ↔ 8-pin mini-DIN right angle male) PLC	DVP PLC RS-232
	UC-MS020-01A	Communication cable for PLC (8-pin mini-DIN male) to PC	2 m	PC (DB9 female ↔ 8-pin mini-DIN male) PLC	
	UC-MS020-06A	Communication cable for PLC (8-pin mini-DIN male) to HMI	2 m	HMI (DB9 male ↔ 8-pin mini-DIN male) PLC	
	UC-MS030-01A	Communication cable for PLC (8-pin mini-DIN male) to PC	3 m	PC (DB9 female ↔ 8-pin mini-DIN male) PLC	
	UC-MS030-06A	Communication cable for PLC (8-pin mini-DIN male) to HMI	3 m	HMI (DB9 male ↔ 8-pin mini-DIN male) PLC	

# Ordering Information

## Accessories

Type	Model Name	Description	Specification		Applicable Modules			
			Length	Connector / Terminal Block				
I/O External Terminal Module	UC-ET010-24A	I/O extension cable for connecting external terminal modules	1m	PLC (MIL IDC40↔IDC40) external terminal modules	DVP32SM11N↔UB-10-ID32A DVP32SN11TN↔UB-10-OT32A			
	UC-ET010-24B	I/O extension cable for connecting external terminal modules	1m	PLC (MIL IDC40↔IDC40) external terminal modules (shielded wire)	DVP32SM11N↔UB-10-ID32A DVP32SN11TN↔UB-10-OT32A			
	UC-ET010-24C	I/O extension cable for connecting external terminal modules	1m	PLC (MIL IDC40↔IDC20x2) external terminal modules	DVP32SN11TN↔UB-10-OR16A			
	UC-ET010-24D	I/O extension cable for connecting external terminal modules	1m	PLC (MIL IDC40↔IDC20x2) external terminal modules (shielded wire)	DVP32SN11TN↔UB-10-OR16A			
	UC-ET020-24B	I/O extension cable for connecting external terminal modules	2m	PLC (MIL IDC40↔IDC40) external terminal modules (shielded wire)	DVP32SM11N↔UB-10-ID32A DVP32SN11TN↔UB-10-OT32A			
	UC-ET020-24D	I/O extension cable for connecting external terminal modules	2m	PLC (MIL IDC40↔IDC20x2) external terminal modules (shielded wire)	DVP32SN11TN↔UB-10-OR16A			
	UC-ET030-24B	I/O extension cable for connecting external terminal modules	3m	PLC (MIL IDC40 ↔ IDC40) external terminal modules (shielded wire)	DVP32SM11N↔UB-10-ID32A DVP32SN11TN↔UB-10-OT32A			
	UC-ET030-24D	I/O extension cable for connecting external terminal modules	3m	PLC (MIL IDC40 to IDC20x2) external terminal modules (shielded wire)	DVP32SN11TN↔UB-10-OR16A			
Motion Control Cable / Industrial Communication Cable	UC-CMC003-01A	CANopen communication cable	0.3m	RJ45	DVP COPM-SL DVP10MC11T DVP15MC11T DVP15MC11T-06 DVPCP02-H2 TAP-CN03			
	UC-CMC005-01A		0.5m					
	UC-CMC010-01A		1m					
	UC-CMC015-01A		1.5m					
	UC-CMC020-01A		2m					
	UC-CMC030-01A		3m					
	UC-CMC050-01A		5m					
	UC-CMC100-01A		10m					
	UC-CMC200-01A		20m					
	UC-EMC003-02C		0.3m			EtherCAT communication cable (High anti-interference)	RJ45	DVP50MC11T DVP50MC11T-06
	UC-EMC005-02C	0.5m						
	UC-EMC010-02C	1m						
	UC-EMC020-02C	2m						
	UC-EMC050-02C	5m						
	UC-EMC100-02C	10m						
	UC-EMC200-02C	20m						
	UC-EMC003-02B	0.3m	EtherCAT communication cable	RJ45	DVP50MC11T DVP50MC11T-06			
	UC-EMC005-02B	0.5m						
	UC-EMC010-02B	1m						
	UC-EMC020-02B	2m						
UC-EMC030-02B	3m							
UC-EMC050-02B	5m							
UC-EMC100-02B	10m							
Industrial Communication Cable	UC-DN01Z-01A*1	DeviceNet / CANopen communication cable (Trunk cable - thick)	On customer's demand (up to 305 m)	--	DeviceNet / CANopen related models			
	UC-DN01Z-02A*1	DeviceNet / CANopen communication cable (Drop cable - thin)		--				
External Terminal Module	UB-10-OR16A	external terminal module for DVP32SN output module	--	16-point relay output, 20-pin MIL	DVP32SN11TN			
	UB-10-OT32A	external terminal module for DVP32SN output module	--	32-point transistor output, 40-pin MIL	DVP32SN11TN			
	UB-10-ID32A	external terminal module for DVP32SM digital input module	--	32-point input, MIL	DVP32SM11TN			
Connector	UN-03EN-04A	RJ45 connector	--	--	--			
Peripheral Accessory	Data backup memory card (DVP-EH3 only)				DVP-512FM			
	Data backup memory card (DVP-ES2 only)				DVP-E64FM			
	Data backup memory card (64k words)				DVPPCC01			
	Data backup memory card (TP only)				TP-PCC01			
	Communication cable for PC (9-pin & 25-pin D-Sub) and PLC, 1.5m				DVPACAB215			
	Communication cable for PC (9-pin & 25-pin D-Sub) and PLC, 3m				DVPACAB230			
	4 types of RS-485 connectors				ADP485-01			
	Connection cable for ADP485-01 and ASDA-A series servo				ADPCAB03A			
	Connection cable for ADP485-01 and ASDA-B series servo				ADPCAB03B			
	I/O extension cable for DVP-ES/EX Series, 0.3m				DVPACAB403			
	Extension cable for DVP-EH series PLC and extension module, 0.7m				DVPACAB4A07			
	DeviceNet / CANopen distribution box, 1 for 2				TAP-CN01			
	DeviceNet / CANopen distribution box, 2 for 3				TAP-CN02			
	DeviceNet / CANopen distribution box, 2 for 3 RJ45				TAP-CN03			
	3.6V lithium battery (unchargeable) for DVP-EH/SX Series PLC				DVPABT01			
	Terminal resistance for CANopen communication (RJ45)				TAP-TR01			
	Programming cable for TP Series				UCPRG030-10A			

\*1: Not available in Taiwan







Smarter. Greener. Together.

## Industrial Automation Headquarters

### Taiwan: Delta Electronics, Inc.

Taoyuan Technology Center  
No.18, Xinglong Rd., Taoyuan District,  
Taoyuan City 33068, Taiwan  
TEL: +886-3-362-6301 / FAX: +886-3-371-6301

## Asia

### China: Delta Electronics (Shanghai) Co., Ltd.

No.182 Minyu Rd., Pudong Shanghai, P.R.C.  
Post code : 201209  
TEL: +86-21-6872-3988 / FAX: +86-21-6872-3996  
Customer Service: 400-820-9595

### Japan: Delta Electronics (Japan), Inc.

Industrial Automation Sales Department  
2-1-14 Shibadaimon, Minato-ku  
Tokyo, Japan 105-0012  
TEL: +81-3-5733-1155 / FAX: +81-3-5733-1255

### Korea: Delta Electronics (Korea), Inc.

1511, 219, Gasan Digital 1-Ro., Geumcheon-gu,  
Seoul, 08501 South Korea  
TEL: +82-2-515-5305 / FAX: +82-2-515-5302

### Singapore: Delta Energy Systems (Singapore) Pte Ltd.

4 Kaki Bukit Avenue 1, #05-04, Singapore 417939  
TEL: +65-6747-5155 / FAX: +65-6744-9228

### India: Delta Electronics (India) Pvt. Ltd.

Plot No.43, Sector 35, HSIIDC Gurgaon,  
PIN 122001, Haryana, India  
TEL: +91-124-4874900 / FAX: +91-124-4874945

### Thailand: Delta Electronics (Thailand) PCL.

909 Soi 9, Moo 4, Bangpoo Industrial Estate (E.P.Z),  
Pattana 1 Rd., T.Phraksa, A.Muang,  
Samutprakarn 10280, Thailand  
TEL: +66-2709-2800 / FAX: +66-2709-2827

### Australia: Delta Electronics (Australia) Pty Ltd.

Unit 2, Building A, 18-24 Ricketts Road,  
Mount Waverley, Victoria 3149 Australia  
Mail: IA.au@deltaww.com  
TEL: +61-1300-335-823 / +61-3-9543-3720

## Americas

### USA: Delta Electronics (Americas) Ltd.

5101 Davis Drive, Research Triangle Park, NC 27709, U.S.A.  
TEL: +1-919-767-3813 / FAX: +1-919-767-3969

### Brazil: Delta Electronics Brazil Ltd.

Estrada Velha Rio-São Paulo, 5300 Eugênio de  
Melo - São José dos Campos CEP: 12247-004 - SP - Brazil  
TEL: +55-12-3932-2300 / FAX: +55-12-3932-237

### Mexico: Delta Electronics International Mexico S.A. de C.V.

Gustavo Baz No. 309 Edificio E PB 103  
Colonia La Loma, CP 54060  
Tlalnepantla, Estado de México  
TEL: +52-55-3603-9200

## EMEA

### EMEA Headquarters: Delta Electronics (Netherlands) B.V.

Sales: Sales.IA.EMEA@deltaww.com  
Marketing: Marketing.IA.EMEA@deltaww.com  
Technical Support: iatechnicalsupport@deltaww.com  
Customer Support: Customer-Support@deltaww.com  
Service: Service.IA.emea@deltaww.com  
TEL: +31(0)40 800 3900

### BENELUX: Delta Electronics (Netherlands) B.V.

Automotive Campus 260, 5708 JZ Helmond, The Netherlands  
Mail: Sales.IA.Benelux@deltaww.com  
TEL: +31(0)40 800 3900

### DACH: Delta Electronics (Netherlands) B.V.

Coesterweg 45, D-59494 Soest, Germany  
Mail: Sales.IA.DACH@deltaww.com  
TEL: +49 2921 987 238

### France: Delta Electronics (France) S.A.

ZI du bois Challand 2, 15 rue des Pyrénées,  
Lisses, 91090 Evry Cedex, France  
Mail: Sales.IA.FR@deltaww.com  
TEL: +33(0)1 69 77 82 60

### Iberia: Delta Electronics Solutions (Spain) S.L.U

Ctra. De Villaverde a Vallecas, 265 1º Dcha Ed.  
Hormigueras – P.I. de Vallecas 28031 Madrid  
TEL: +34(0)91 223 74 20

Carrer Llacuna 166, 08018 Barcelona, Spain

Mail: Sales.IA.Iberia@deltaww.com

### Italy: Delta Electronics (Italy) S.r.l.

Via Meda 2-22060 Novedrate(CO)  
Piazza Grazioli 18 00186 Roma Italy  
Mail: Sales.IA.Italy@deltaww.com  
TEL: +39 039 8900365

### Russia: Delta Energy System LLC

Vereyskaya Plaza II, office 112 Vereyskaya str.  
17 121357 Moscow Russia  
Mail: Sales.IA.RU@deltaww.com  
TEL: +7 495 644 3240

### Turkey: Delta Greentech Elektronik San. Ltd. Sti. (Turkey)

Şerifali Mah. Hendem Cad. Kule Sok. No:16-A  
34775 Ümraniye – İstanbul  
Mail: Sales.IA.Turkey@deltaww.com  
TEL: + 90 216 499 9910

### MEA: Eltek Dubai (Eltek MEA DMCC)

OFFICE 2504, 25th Floor, Saba Tower 1,  
Jumeirah Lakes Towers, Dubai, UAE  
Mail: Sales.IA.MEA@deltaww.com  
TEL: +971(0)4 2690148

\*We reserve the right to change the information in this catalogue without prior notice.