

**Data sheet | Item number: 726-741**

Matrix patchboard; 80-pole; Marking 1-80; suitable for Ex i applications;  
Color of modules: blue; Module marking, side 1 and 2 vertical; 1,50 mm<sup>2</sup>; dark gray



[www.wago.com/726-741](http://www.wago.com/726-741)



**Data**  
**Electrical data**

Subject to changes. Please also observe the further product documentation!

---

WAGO GmbH & Co. KG  
Hansastr. 27  
32423 Minden  
Phone: +49571 887-0 | Fax: +49571 887-169  
Email: [info.de@wago.com](mailto:info.de@wago.com) | Web: [www.wago.com](http://www.wago.com)

Do you have any questions about our products?  
We are always happy to take your call at +49 (571) 887-44222.



## Ratings per IEC/EN

Nominal voltage (III/3)	500 V
Rated impulse voltage (III/3)	6 kV
Rated current	10 A
Legend (ratings)	(III / 3) $\triangleq$ Overvoltage category III / Pollution degree 3

## Connection data

### Connection 1

Connection type 1	Page 1
Connection technology	CAGE CLAMP®
Number of connection points	3
Actuation type	Operating tool
Connectable conductor materials	Copper
Solid conductor	0.08 ... 1.5 mm <sup>2</sup> / 28 ... 16 AWG
Fine-stranded conductor	0.08 ... 1.5 mm <sup>2</sup> / 28 ... 16 AWG
Strip length	8 ... 10 mm / 0.31 ... 0.39 inches
Pole number	80
Wiring direction	Front-entry wiring

### Connection 2

Connection type 2	Side 2
Number of connection points 2	3
Solid conductor 2	0.08 ... 1.5 mm <sup>2</sup> / 28 ... 16 AWG
Fine-stranded conductor 2	0.08 ... 1.5 mm <sup>2</sup> / 28 ... 16 AWG

## Physical data

Width	107.9 mm / 4.248 inches
Height	132 mm / 5.197 inches
Depth	36.5 mm / 1.437 inches

## Mechanical Data

Marking	1 ... 80
---------	----------

Subject to changes. Please also observe the further product documentation!



## Material Data

Note (material data)

Information on material specifications can be found here

Color	dark gray
Module color	blue
Material group	I
Insulation material	Polyamide (PA66)
Flammability class per UL94	V0
Fire load	7.68 MJ
Weight	408 g

## Commercial data

Product Group	12 (Matrix Patch Board)
eCl@ss 10.0	27-24-26-08
eCl@ss 9.0	27-24-26-08
ETIM 8.0	EC001604
ETIM 7.0	EC001604
PU (SPU)	8 (1) pcs
Packaging type	box
Country of origin	DE
GTIN	4044918455930
Customs tariff number	85369010000

## Environmental Product Compliance

RoHS Compliance Status	Compliant, No Exemption
------------------------	-------------------------

## Approvals / Certificates

### General approvals

Logo	Approval	Additional Approval Text	Certificate name
	<b>CCA</b> DEKRA Certification B.V.	EN 60998	NTR NL-7623
	<b>CSA</b> CSA Group	C22.2 No. 158	1101143
	<b>KEMA/KEUR</b> DEKRA Certification B.V.	EN 60998	71-100850

Subject to changes. Please also observe the further product documentation!

WAGO GmbH & Co. KG  
 Hansastr. 27  
 32423 Minden  
 Phone: +49571 887-0 | Fax: +49571 887-169  
 Email: [info.de@wago.com](mailto:info.de@wago.com) | Web: [www.wago.com](http://www.wago.com)

Do you have any questions about our products?  
 We are always happy to take your call at +49 (571) 887-44222.



UL  
UL International Germany GmbH

UL 1059

E45172

## Declarations of conformity and manufacturer's declarations

Logo	Approval	Additional Approval Text	Certificate name
	<b>EU-Declaration of Conformity</b> WAGO GmbH & Co. KG	-	-
	<b>UK-Declaration of Conformity</b> WAGO GmbH & Co. KG	-	-

## Optional accessories

## Marking accessories

Marking strip			
	<b>Item no.: 2009-110</b> Marking strips; for Smart Printer; on reel; not stretchable; plain; snap-on type; white		<a href="http://www.wago.com/2009-110">www.wago.com/2009-110</a>
Marker carrier			
	<b>Item no.: 726-902</b> Adaptor; dark gray		<a href="http://www.wago.com/726-902">www.wago.com/726-902</a>
Marker			
	<b>Item no.: 2009-115</b> WMB-Inline; for Smart Printer; 1500 pieces on roll; stretchable 5 - 5.2 mm; plain; snap-on type; white		<a href="http://www.wago.com/2009-115">www.wago.com/2009-115</a>
	<b>Item no.: 793-5501/000-007</b> WMB marking card; as card; for terminal block width 5 - 17.5 mm; stretchable 5 - 5.2 mm; plain; snap-on type; gray		<a href="http://www.wago.com/793-5501/000-007">www.wago.com/793-5501/000-007</a>
	<b>Item no.: 793-5501/000-012</b> WMB marking card; as card; for terminal block width 5 - 17.5 mm; stretchable 5 - 5.2 mm; plain; snap-on type; orange		<a href="http://www.wago.com/793-5501/000-012">www.wago.com/793-5501/000-012</a>
	<b>Item no.: 793-5501/000-014</b> WMB marking card; as card; for terminal block width 5 - 17.5 mm; stretchable 5 - 5.2 mm; plain; snap-on type; brown		<a href="http://www.wago.com/793-5501/000-014">www.wago.com/793-5501/000-014</a>
	<b>Item no.: 793-5501/000-017</b> WMB marking card; as card; for terminal block width 5 - 17.5 mm; stretchable 5 - 5.2 mm; plain; snap-on type; light green		<a href="http://www.wago.com/793-5501/000-017">www.wago.com/793-5501/000-017</a>
	<b>Item no.: 793-5501/000-023</b> WMB marking card; as card; for terminal block width 5 - 17.5 mm; stretchable 5 - 5.2 mm; plain; snap-on type; green		<a href="http://www.wago.com/793-5501/000-023">www.wago.com/793-5501/000-023</a>
	<b>Item no.: 793-5501/000-024</b> WMB marking card; as card; for terminal block width 5 - 17.5 mm; stretchable 5 - 5.2 mm; plain; snap-on type; violet		<a href="http://www.wago.com/793-5501/000-024">www.wago.com/793-5501/000-024</a>

Subject to changes. Please also observe the further product documentation!

WAGO GmbH & Co. KG  
Hansastr. 27  
32423 Minden  
Phone: +49571 887-0 | Fax: +49571 887-169  
Email: [info.de@wago.com](mailto:info.de@wago.com) | Web: [www.wago.com](http://www.wago.com)

Do you have any questions about our products?  
We are always happy to take your call at +49 (571) 887-44222.



<b>Item no.: 793-5502</b>	WMB marking card; as card; MARKED; 1 ... 10 (10x); stretchable 5 - 5.2 mm; Horizontal marking; snap-on type; white	<a href="http://www.wago.com/793-5502">www.wago.com/793-5502</a>
<b>Item no.: 793-5566</b>	WMB marking card; as card; MARKED; 1 ... 50 (2x); stretchable 5 - 5.2 mm; Horizontal marking; snap-on type; white	<a href="http://www.wago.com/793-5566">www.wago.com/793-5566</a>
<b>Item no.: 793-5501/000-005</b>	WMB marking card; as card; for terminal block width 5 - 17.5 mm; stretchable 5 - 5.2 mm; plain; snap-on type; red	<a href="http://www.wago.com/793-5501/000-005">www.wago.com/793-5501/000-005</a>
<b>Item no.: 793-5501/000-002</b>	WMB marking card; as card; for terminal block width 5 - 17.5 mm; stretchable 5 - 5.2 mm; plain; snap-on type; yellow	<a href="http://www.wago.com/793-5501/000-002">www.wago.com/793-5501/000-002</a>
<b>Item no.: 793-5501/000-006</b>	WMB marking card; as card; for terminal block width 5 - 17.5 mm; stretchable 5 - 5.2 mm; plain; snap-on type; blue	<a href="http://www.wago.com/793-5501/000-006">www.wago.com/793-5501/000-006</a>
<b>Item no.: 793-5501</b>	WMB marking card; as card; for terminal block width 5 - 17.5 mm; stretchable 5 - 5.2 mm; plain; snap-on type; white	<a href="http://www.wago.com/793-5501">www.wago.com/793-5501</a>
<b>Ferrule</b>		
Ferrule		
<b>Item no.: 216-123</b>	Ferrule; Sleeve for 1 mm <sup>2</sup> / AWG 18; uninsulated; electro-tin plated; silver-colored	<a href="http://www.wago.com/216-123">www.wago.com/216-123</a>
<b>Item no.: 216-202</b>	Ferrule; Sleeve for 0.75 mm <sup>2</sup> / 18 AWG; insulated; electro-tin plated; gray	<a href="http://www.wago.com/216-202">www.wago.com/216-202</a>
<b>Connector</b>		
Common potential terminal block		
<b>Item no.: 726-903</b>	Additional module for matrix patchboards; for snap-on fixing to mounting adapter; with contact to mounting frame; with CAGE CLAMP®; 4,00 mm <sup>2</sup> ; white	<a href="http://www.wago.com/726-903">www.wago.com/726-903</a>
<b>Item no.: 726-904</b>	Additional module for matrix patchboards; for snap-on fixing to mounting adapter; insulated; with CAGE CLAMP®; 4,00 mm <sup>2</sup> ; gray	<a href="http://www.wago.com/726-904">www.wago.com/726-904</a>
<b>Tool</b>		
Operating tool		
<b>Item no.: 210-719</b>	Operating tool; Blade: 2.5 x 0.4 mm; with a partially insulated shaft	<a href="http://www.wago.com/210-719">www.wago.com/210-719</a>
<b>Insulation stop</b>		
Insulation stop		
<b>Item no.: 726-901</b>	Insulation stop; 0.08 - 0.2 mm <sup>2</sup> "s" (0.14 mm <sup>2</sup> "f-st"); 4 x 3 pieces/strip; white	<a href="http://www.wago.com/726-901">www.wago.com/726-901</a>
<b>Item no.: 726-906</b>	Insulation stop; 0.25 mm <sup>2</sup> "s"; 0.14 - 0.25 mm <sup>2</sup> "f-st"; 4 x 3 pieces/strip; light gray	<a href="http://www.wago.com/726-906">www.wago.com/726-906</a>

Subject to changes. Please also observe the further product documentation!



Item no.: 726-907

Insulation stop; 0.25 - 0.5 mm<sup>2</sup> "s+f-st"; 4 x 3 pieces/strip; dark gray[www.wago.com/726-907](http://www.wago.com/726-907)**Jumpers**

Jumper

Item no.: 709-107

Wire commoning chain; 0.5 mm<sup>2</sup>; insulated; gray[www.wago.com/709-107](http://www.wago.com/709-107)**Downloads****Documentation****Bid Text**

726-741 docx - Datei	2019 年2月21 日	docx 15.1 kB	Download
726-741 X81 - Datei	2019 年2月19 日	xml 3.5 kB	Download

**Additional Information**

pdf  
2.3 MB

Download

**CAD/CAE-Data****CAD data**

2D/3D Models 726-741	URL	Download
----------------------	-----	----------

**CAE data**

EPLAN Data Portal 726-741	URL	Download
---------------------------	-----	----------

WSCAD Universe 726-741	URL	Download
------------------------	-----	----------

ZUKEN Portal 726-741	URL	Download
----------------------	-----	----------

**Environmental Product Compliance****Compliance Search**

Environmental Product Compliance 726-741	URL	Download
--	-----	----------

Subject to changes. Please also observe the further product documentation!

Matrix patchboard; 80-pole; Marking 1-80; suitable for Ex i applications; Color of modules: blue; Module marking, side 1 and 2 vertical; 1,50 mm<sup>2</sup>; dark gray

---

## Installation Notes

### Conductor termination




### CAGE CLAMP® connection

Inserting a conductor via 210-719 Operating Tool (2.5 x 0.4 mm blade).



### CAGE CLAMP® connection

Terminating ferruled conductors via operating tool.



### Ferrules

### Conductor termination

---

Subject to changes. Please also observe the further product documentation!




Inserting an insulation stop into conductor entry holes of matrix patchboards.




Insulation stop is in place.


### Testing



Testing with a 2.3 mm  $\varnothing$  test plug (210-137).



Snapping on an additional module with contact to mounting frame.



Assembling a matrix patchboard with additional module – direct connection to the mounting frame.

Subject to changes. Please also observe the further product documentation!






Installation example:


Matrix patchboards in a frame

#### Ex application




Blue matrix patchboards are suitable for Ex i applications.

#### Marking



Factory-marked modules (Side 1: 1, 2, 3, 4 ...)



Individual group marking via WMB Multi Marking System

Subject to changes. Please also observe the further product documentation!