




CONN-Firmer™ MODEL CF825

ANTI-STATIC SEE THROUGH PITCH COMPARATOR

BULLETIN
CF825B-R1

EASILY CHECK PITCH and SPACING of CONNECTORS, FFC/FPC CABLES, TERMINAL BLOCKS, PLUGS and PRINTED CIRCUIT BOARDS

The CONN-Firmer™ provides a simple and accurate way to check Pitch and measure dimensions on a wide variety of connectors, flat cables, plugs, terminal blocks and boards. Based on visual comparison with multiple reference points it is often more accurate and easier than other methods. The see through base and rulings permit use with side by side or overlay alignment for optimum versatility. The units flexibility and shape permit use in tight difficult locations often not possible with conventional measuring tools. When used with proper techniques the permanent ANTI-STATIC coating permits safe use in a variety of applications where metallic or conductive measuring tools could introduce ESD damage. Featuring high accuracy photo-molecular imaging and a special dimensionally stable polymer base the unit makes a great addition to the workbench in both prototype and production environments.



See the **PITCHER WINDOW™** products from **CAPITAL** for enhanced ways to use this tool.

FEATURES MANY POPULAR CONNECTOR, CABLE, and TERMINAL PITCHES as well as INCH and METRIC RULERS


Also may be used to read pitch on many types of **LCD's, DISPLAYS, HEADERS, MEMBRANE SWITCH CONNECTORS, EDGE CONNECTORS, INTERPOSERS** and more. See the table below for a complete list of pitches represented.

GROUNDING: Good ESD safe techniques including personal grounding and grounded work surfaces when using unit in situations where ESD may damage components or equipment should be used.

Anti-Static dissipative test range
10⁶ – 10⁹ ohms P/S
per ANSI/ESDA S11.11 & DIN EN
100 015/1

CAUTION: Excessive abrasion, creasing, or rough handling may damage anti-static coating. Do not expose to water, solvents, or other liquids. Clean by blotting with soft cloth dampened with Approved cleaner avoiding excessive rubbing or abrasion. See web site for additional information

| OUTER EDGE | INNER RING |
|------------|-----------------------|
| .2 MM | 2.54 MM |
| .25 MM | 3.5 MM |
| .3 MM | 3.81 MM |
| .4 MM | 3.96 MM |
| .5 MM | 4.2 MM |
| .6 MM | 5 MM |
| .65 MM | 6.35 MM |
| .75 MM | 7 MM |
| .8 MM | 7.62 MM |
| 1 MM | |
| 1.2 MM | |
| 1.25 MM | RULERS |
| 1.27 MM | |
| 1.5 MM | 2 INCHES 50 MILS/DIV. |
| 2 MM | 3 CM 1 MM / Div. |
| 2.5 MM | |



Copyright 2010 by Capital Advanced Technologies, Inc. All Rights Reserved. CONN-Firmer™, Stop Guessing, Compact Pitch and PITCHER WINDOW are Trademarks of Capital Advanced Technologies, Inc. All other Trademarks are the property of their respective owners. Availability, specifications, and prices are subject to change without notice. All information given is believed to be accurate but is not guaranteed. The user of information given or products represented by such information is responsible for determining the suitability of said information or products for a given purpose. No permission is granted or implied regarding the use of intellectual property or patents owned by Capital Advanced Technologies, Inc. or others by the provision of information or products herein.

MADE
IN
U.S.A.

CAPITAL ADVANCED TECHNOLOGIES, INC.

WWW.CapitalAdvanced.com

© COPYRIGHT 2010