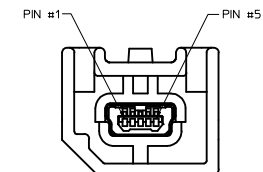
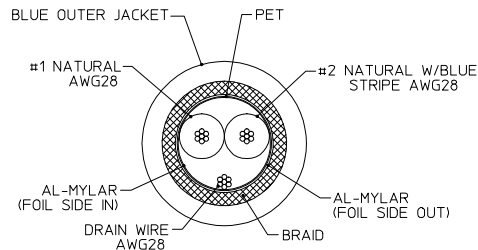


WIRING DIAGRAM

SIGNAL NAME	CONTACT #	MINI-B PLUG (HOST) WIRE COLORS	MINI-B PLUG (TARGET) WIRE COLORS	CONTACT #	SIGNAL NAME
----	1	----	----	1	----
D-	2	NATURAL	NATURAL	2	D-
D+	3	NATURAL WITH BLUE STRIPE	NATURAL WITH BLUE STRIPE	3	D+
SIGNAL SHIELDING	4	SIGNAL SHIELD PAIR DRAIN WIRE		4	SIGNAL SHIELDING
----	5	----	----	5	----
CABLE BRAID	SHELL	BRAID TO SHELL TERMINATION		SHELL	CABLE BRAID



MATING HEADER FOR MINI-B PLUGS (POLARIZATION - A SHOWN)



CABLE CONSTRUCTION
2-WIRE LVDS

NOTES:

- PART MUST CONFORM TO THE ELECTRICAL CONNECTION SYSTEM DESIGN SPECIFICATION (SDS) VER 13, DATED 06-APR-06, TEMP CLASS *-40~85°C.
- ALL PLASTIC PARTS MUST HAVE MATERIAL IDENTIFICATION SYMBOLS CLEARLY MARKED, WHEREVER PACKAGE SIZE PERMITS.
- GENERAL TOLERANCES: ±0.25 ALL ONE PLACE DIMENSIONS, ±0.15 ALL TWO PLACE DIMENSIONS, AND ±0.5° ALL ANGULAR DIMENSIONS.
- 0.3MM MAXIMUM RADIUS PERMISSIBLE ON EDGES AND FILLETS SHOWN AS SHARP FOR PLASTIC PARTS.
- PARTS ARE TO BE FREE OF SCRATCHES, DISCOLORATION, SALT RESIDUE OR OTHER IMPERFECTIONS THAT MAY AFFECT FUNCTION OR FIT OF PART.
- IDENTIFICATION LABEL MUST DISPLAY CUSTOMER PART NUMBER IF REQUIRED, SUPPLIER PART NUMBER, DATE CODE (YYYYMMDD), REVISION, AND LOGO.
- LEAD FREE, NO ROHS EXEMPTIONS.
- FINISHES: TERMINAL: SELECTIVE GOLD (Au) IN THE CONTACT AREA, THICKNESS = 0.75 MICROMETER (30 MICRINCH) MINIMUM OVER NICKEL (Ni) OVERALL; THICKNESS = .125 MICROMETER (50 MICRINCH) MINIMUM.











CUSTOMER P/N
 |||||
 MOLEX P/N REV YYYMMDDX
 Made in "Country of Origin"
MOLEX LOGO
 MOLEX P/N REV YYYMMDDX
 |||||
 CUSTOMER P/N

LABEL FORMAT

LAST LETTER OF DATE CODE 'X' = PRODUCTION SHIFT CODE.
 BAR CODE = MOLEX MATERIAL NUMBER.
 Country of Origin = NAME OF COUNTRY OF MANUFACTURING PLANT.

ADD NEW P/N EC NO: CPG2017-0403 DRWNG: CHEN4 CHKD: APPR: KLIN02 DATE: 2016/09/05 2016/10/21	QUALITY SYMBOLS ∇=0 ∇=0 ∇=0	GENERAL TOLERANCES (UNLESS SPECIFIED) mm INCH 4 PLACES ±--- ±--- 3 PLACES ±--- ±--- 2 PLACES ±0.13 ±--- 1 PLACE ±0.25 ±--- 0 PLACE ±--- ±---	DIMENSION STYLE MM ONLY DRAWN BY DATE J. REEVES 2008/08/27 CHECKED BY DATE J. REEVES 2008/08/27 APPROVED BY DATE KMONROE 2010/05/20	SCALE 2:1 DESIGN UNITS METRIC THIRD ANGLE PROJECTION	TITLE LVDS CABLE ASSY, 2-WIRE MINI-B PLUG TO PLUG POL A-K
		ANGULAR ± 3 ° DRAFT WHERE APPLICABLE MUST REMAIN WITHIN DIMENSIONS	MATERIAL NO. SEE CHART SIZE D	DOCUMENT NO. SD-111041-1000	SHEET NO. 1 OF 2

THIS DRAWING CONTAINS INFORMATION THAT IS PROPRIETARY TO MOLEX INCORPORATED AND SHOULD NOT BE USED WITHOUT WRITTEN PERMISSION

 <p>POL-A. BLACK 111014-9000</p>	 <p>POL-B. GRAY 111014-9001</p>
 <p>POL-C 111014-9002 = BLACK 111014-9010 = BROWN</p>	 <p>POL-D 111014-9006 = GRAY 111014-9011 = GREEN</p>
 <p>POL-E 111014-9003 = BLACK 111014-9012 = BLUE</p>	 <p>POL-F 111014-9007 = GRAY 111014-9013 = NATURAL</p>
 <p>POL-G 111014-9004 = BLACK 111014-9014 = GRAY</p>	 <p>POL-H 111014-9008 = GRAY 111014-9015 = GREEN</p>
 <p>POL-J 111014-9005 = BLACK</p>	 <p>POL-K 111014-9005 = GRAY</p>

MATERIAL NO.	MINI-B POLARIZATION		DIM 'A'
	MINI-B #1	MINI-B #2	
111041-5000	A	B	500±10
111041-5001	A	A	500±10
111041-5002	B	B	500±10
111041-5003	A	C (-9002)	500±10
111041-5004	A	D (-9006)	500±10
111041-5005	A	E (-9003)	500±10
111041-5006	A	F (-9007)	500±10
111041-5007	A	G (-9004)	500±10
111041-5008	A	H (-9008)	500±10
111041-5009	A	J	500±10
111041-5010	A	K	500±10
111041-5011	A	E (-9003)	750±10
111041-5012	A	E (-9003)	1500±10
111041-5013	A	A	1000±10
111041-5014	A	A	3000±30
111041-5015	A	A	5000±50
111041-5016	A	A	10000±100
111041-5017	B	B	1000±10
111041-5018	B	B	3000±30
111041-5019	B	B	5000±50
111041-5020	B	B	10000±100
111041-5021	A	A	2000±20
111041-5022	A	B	2000±20
111041-5023	A	E (-9012)	2000±20
111041-5024	A	G (-9014)	2000±20
111041-5025	B	G (-9014)	2000±20
111041-5026	E (-9012)	E (-9012)	2000±20
111041-5027	E (-9012)	E (-9012)	3000±30
111041-5029	A	A	300±10
111041-5032	B	B	2000±20
111041-5035	A	B	1000±10
111041-5036	A	B	3000±30

(R)
(R)

ADD NEW PN EC NO: CPG2017-0403 DRAWN: CHEN1 CHKS: APPR: KLIN2 2016/09/05 2016/10/21	QUALITY SYMBOLS ∇=0 ∇=0 ∇=0	GENERAL TOLERANCES (UNLESS SPECIFIED) mm INCH 4 PLACES ±--- ±--- 3 PLACES ±--- ±--- 2 PLACES ±0.13 ±--- 1 PLACE ±0.25 ±--- 0 PLACE ±--- ±--- ANGULAR ± 3° DRAFT WHERE APPLICABLE MUST REMAIN WITHIN DIMENSIONS	DIMENSION STYLE MM ONLY	SCALE 2:1	DESIGN UNITS METRIC	THIRD ANGLE PROJECTION
				DRAWN BY J. REEVES DATE 2008/08/27	CHECKED BY J. REEVES DATE 2008/08/27	APPROVED BY KMONROE DATE 2010/05/20