

THIS DRAWING IS A CONTROLLED DOCUMENT FOR SOURIAU USA, INC. IT IS SUBJECT TO CHANGE WITHOUT NOTIFICATION. CONTACT THE DOCUMENT CONTROL CENTER FOR THE LATEST REVISION.

DWG. NO. **JBXEC2C**

MASS (g)	VOLUME (mm ³)
16.8	3181

ELECTRICAL:

EMI SHIELDING : SHIELDED FOR THE RANGE 55dB UP TO 100MHZ

INSULATION RESISTANCE : >500MΩ PER ANSI-EIA-364-D METHOD 21

MAX. CURRENT RATING : SEE INSULATOR DRAWING

CONNECTOR TESTING VOLTAGE : SEE INSULATOR DRAWING

CONNECTOR WORKING VOLTAGE : SEE INSULATOR DRAWING

ENVIRONMENTAL:

ENDURANCE: 1000 CYCLES AS PER MIL-STD 1344A, METHOD 2016.1

SHOCK: 50 g , DURATION 6 ms; AS PER MIL-STD 1344A, METHOD 2004.1

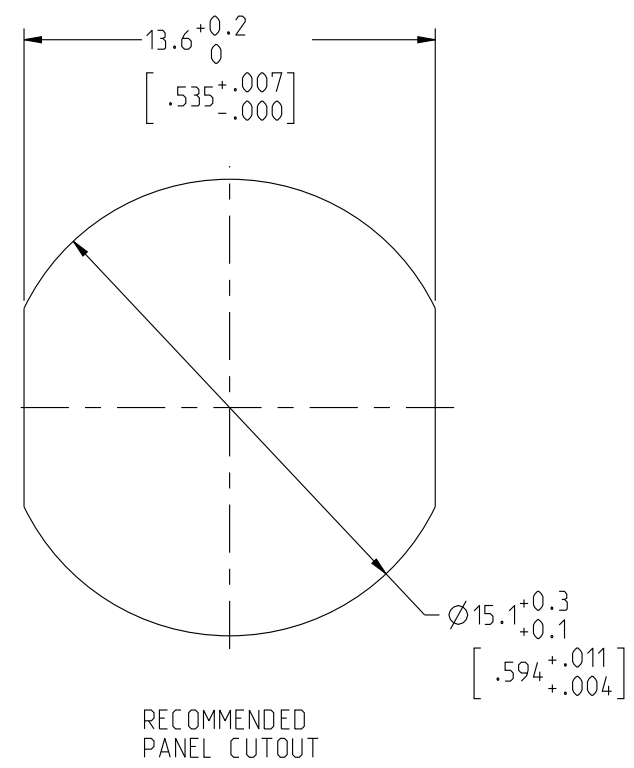
VIBRATIONS: 10 TO 2000Hz g = 15g, AS PER MIL-STD 1344A, METHOD 2005.1

PROTECTION INDEX: IP 67 AS PER CEI 529

ROHS COMPLIANT

SALT MIST : 48Hr PER SAE AS 1344 METHOD 1001.1 CEI 529

OPERATING TEMPERATURE: -40°C TO +80°C (-40°F TO +176°F)



NOTES:

MATERIAL:

OUTER SHELL & PANEL NUT : } BRASS

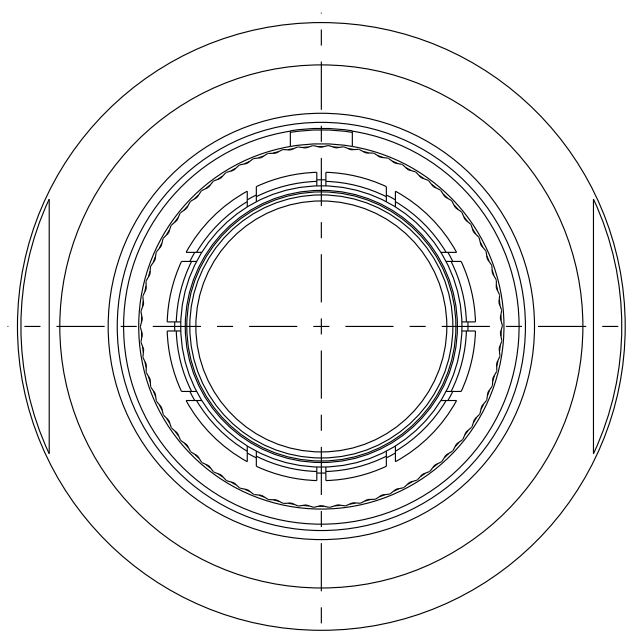
SHIELD RING & NUT: }

FINISH:

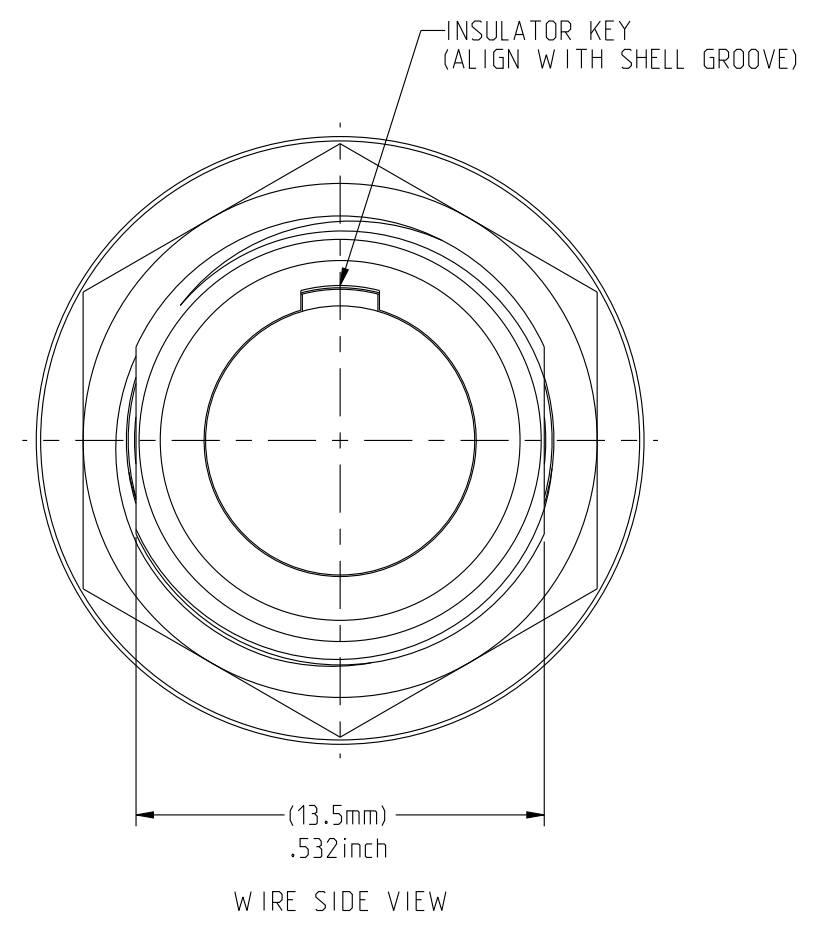
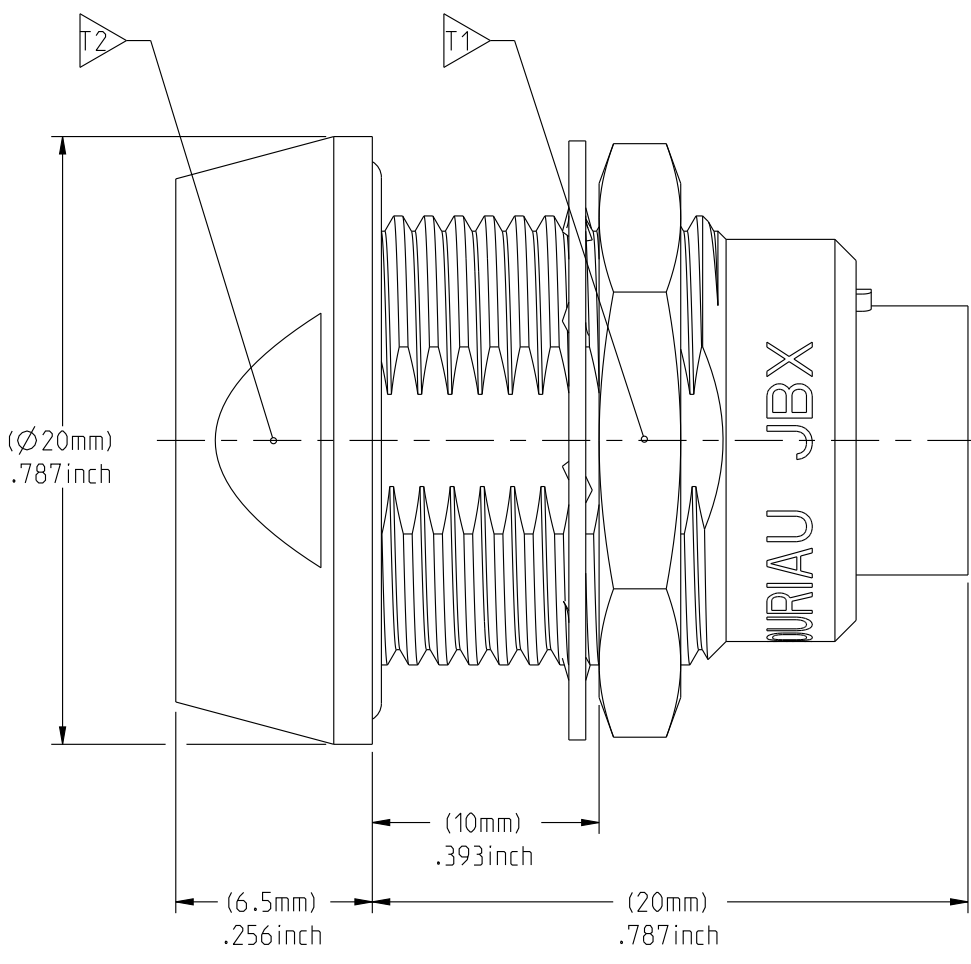
OUTER SHELL: CHROME

OTHER BRASS PARTS : NICKEL

TOOLS

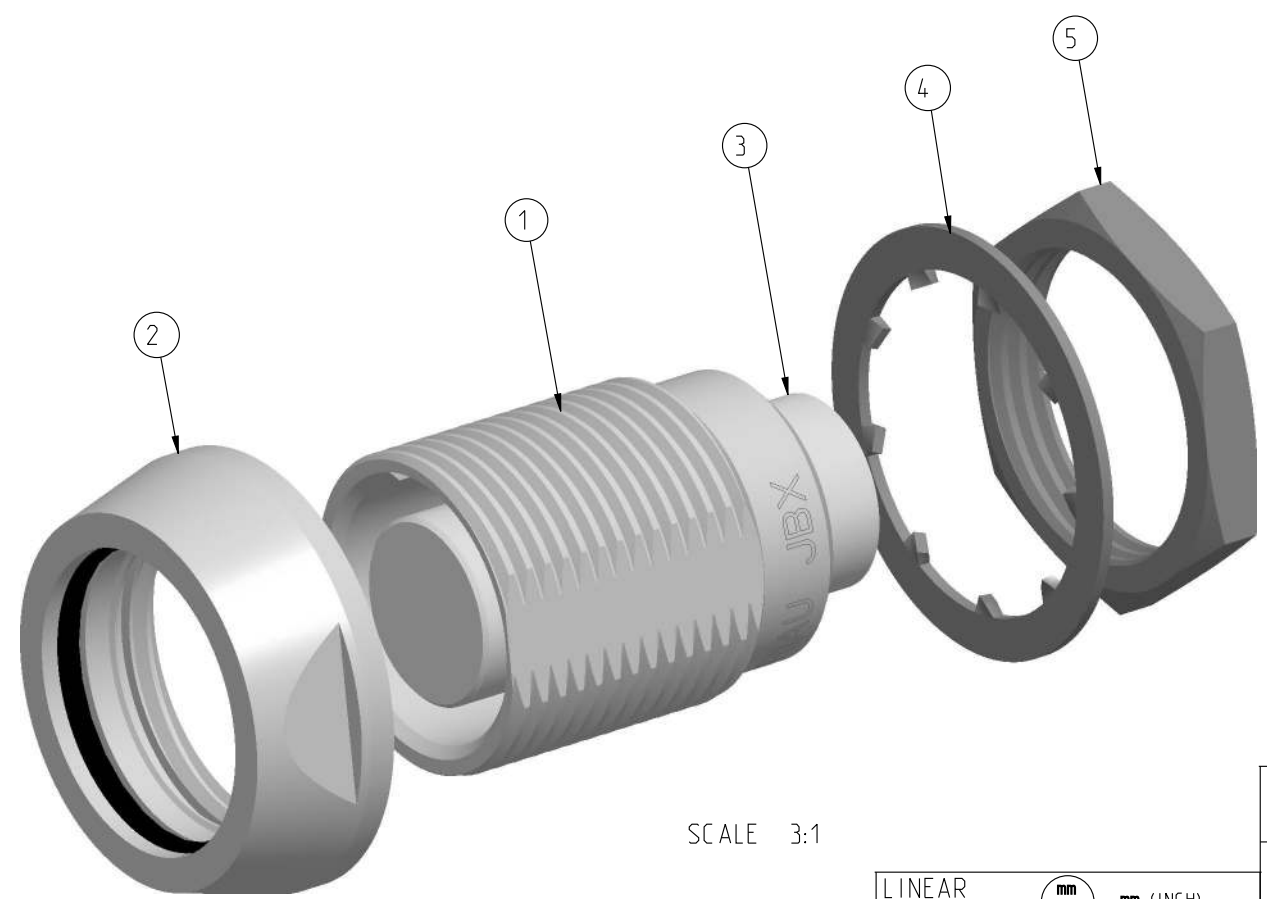


MATING SIDE VIEW



WIRE SIDE VIEW

PART LIST	
ITEM NO.	DESCRIPTION
1	SHELL
2	PANEL NUT
3	INSULATOR
4	LOCK WASHER
5	HEX NUT



SCALE 3:1

	TOOLS (JAW DIMENSION)	ADVISED TORQUE IN Nm
T1	17	1.7
T2	18	1.7

CATALOG NUMBER DESCRIPTION

JBX EC 2 XXXXXDX -

BASIC SERIES _____

SHELL TYPE _____

SHELL SIZE _____

KEYING _____

SEE INSULATOR DRAWING _____

OPTION _____

INSERT MATERIAL _____

COLLET OPTION _____

SURFACE PLATING _____

ORIGIN	COUNTRY	JURISDICTION	CLASSIFICATION
X	FR	Not listed	N/A
	US	EAR	ECCN =EAR99

These commodities, technology or software are exported from the United States in accordance with the Export Administration Regulations. Diversion contrary to U.S. law is prohibited.

LINEAR MEASURE:	mm (INCH)
THIRD ANGLE PROJECTION	
TOLERANCES UNLESS OTHERWISE SPECIFIED	
No. OF PLACES	mm [INCH]
WHOLE No.	±0.5 [±.02]
ONE PLACE	±0.2 [±.008]
TWO PLACES	±0.1 [±.004]
ANGLES ±1°	

DRAWING TITLE
JBX, SIZE 2, SEALED DOUBLE NUT PANEL RECEPTACLE

CAT NO. **JBXEC2**

CAGE NO: 09922 SIZE: C

CUSTOMER

INTERPRET THIS DRAWING IN ACCORDANCE WITH ASME Y14.5M - 1994.

SOURIAU
www.souriau.com

APPROVAL

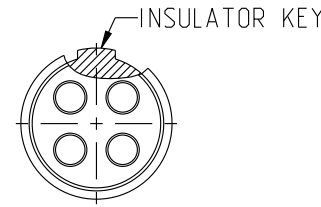
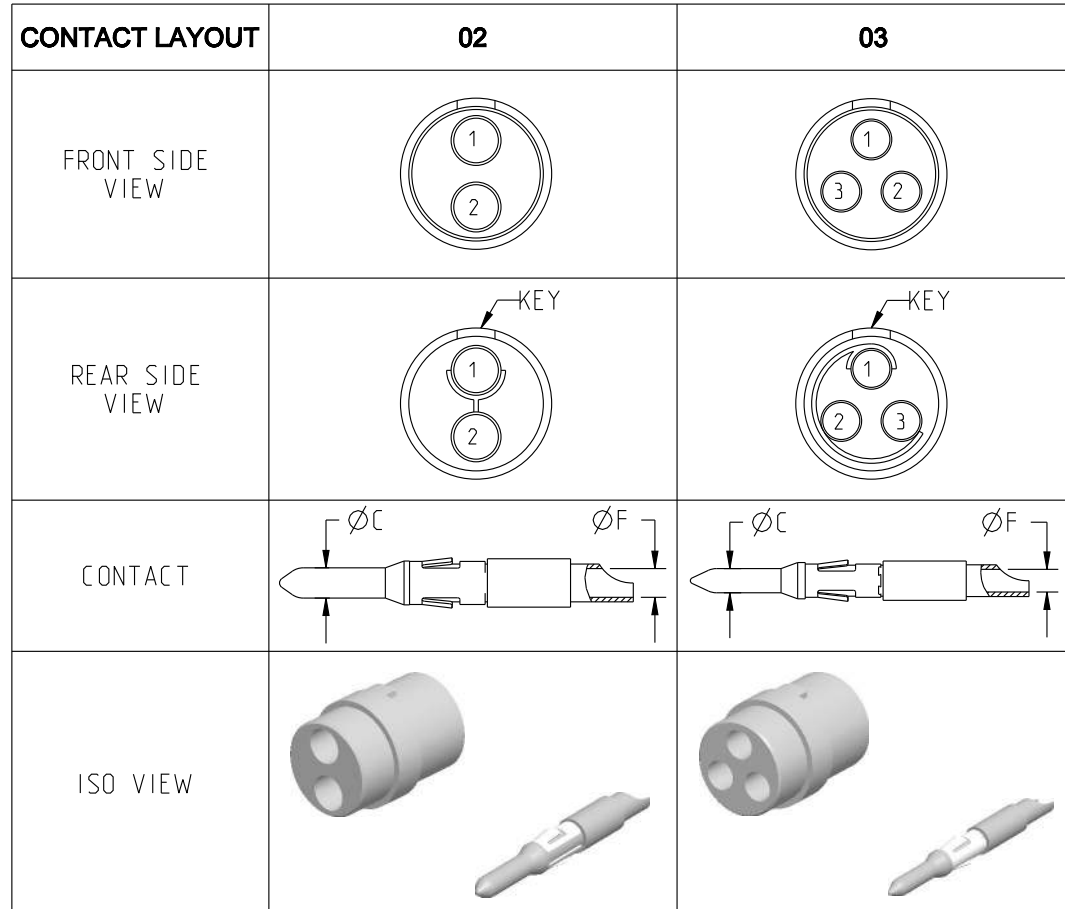
DRAWN: SKV	01-27-15
CHKD: EV	01-27-15
DSGN: EV	01-27-15
MFG: DH	01-27-15
QC: BB	01-27-15
DRAWING SCALE: 4:1	
DRAWING NO. JBXEC2C	REV A

1 OF 1

THE INFORMATION CONTAINED IN THIS DRAWING IS CONFIDENTIAL AND MAY NOT BE DISCLOSED WITHOUT WRITTEN CONSENT FROM SOURIAU USA, INC.

DWG. NO.
JBX2INSMSC

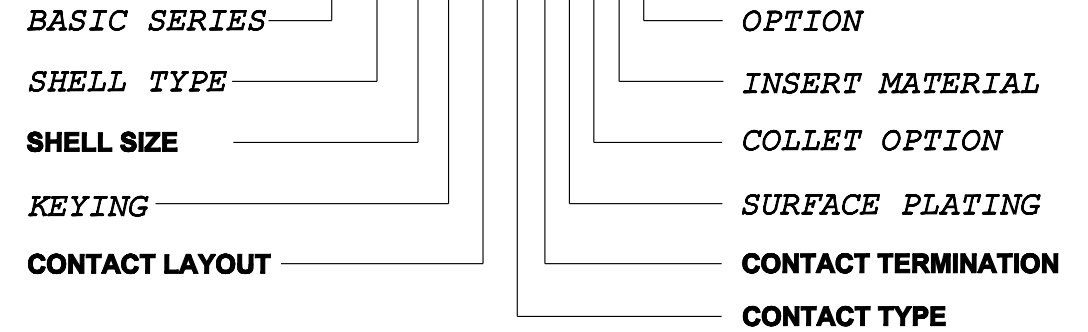
MALE INSULATOR, SOLDER CONTACT



CONTACT TYPE : M (MALE)
CONTACT TERMINATION : S (SOLDER)
MATERIAL :
 CONTACT: BRASS
 CLIP: COPPER ALLOY
 INSULATOR: PEEK
FINISH :
 CONTACTS: GOLD

CATALOG NUMBER DESCRIPTION

JBXXX 2 XYYMS XXXX



	02	03
CONTACT		
ØC	2	1.6
ØF	1.9	1.5
MAX. AWG	16	18
MAX. CURRENT RATING (A)	30	17
CONTACT RESISTANCE (mΩ)	2.5	2.5
INSULATOR		
NUMBER OF CAVITY	2	3
MAX. CURRENT RATING	30	17
TEST VOLTAGE (Vrms)	2100	1700
WORKING VOLTAGE (Vdc/Vrms)	1000/700	830/560

B	REVISED PER ECN 12286	RSK 06-10-15	EV 06-10-15
A	RELEASED PER ECN 12264	SKV 03-10-15	EV 03-10-15
REV	DESCRIPTION	BY DATE	CHKD DATE

THIS DRAWING IS A CONTROLLED DOCUMENT FOR SOURIAU USA, INC. IT IS SUBJECT TO CHANGE WITHOUT NOTIFICATION. CONTACT THE DOCUMENT CONTROL CENTER FOR THE LATEST REVISION.

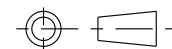
THE INFORMATION CONTAINED IN THIS DRAWING IS CONFIDENTIAL AND MAY NOT BE DISCLOSED WITHOUT WRITTEN CONSENT FROM SOURIAU USA, INC.

B

A

LINEAR MEASURE: $\frac{mm}{INCH}$ mm (INCH)

THIRD ANGLE PROJECTION



TOLERANCES UNLESS OTHERWISE SPECIFIED

No. OF PLACES	mm [INCH]
ONE PLACE	±3 [±.1]
TWO PLACES	±0.5 [±.02]
THREE PLACES	±0.25 [±.010]
ANGLES ±1°	

ORIGIN	COUNTRY	JURISDICTION	CLASSIFICATION
X	FR	Not listed	N/A
	US	EAR	ECCN =EAR99

These commodities, technology or software are exported from the United States in accordance with the Export Administration Regulations. Diversion contrary to U.S. law is prohibited

DRAWING TITLE
JBX, SIZE 2, MALE INSULATOR, SOLDER CONTACT

CAT NO. **JBX2INSMS**

CAGE NO: 09922 SIZE: B

CUSTOMER	SOURIAU	APPROVAL	DRAWN: SKV 02-02-15
		CHKD : EV 02-02-15	
INTERPRET THIS DRAWING IN ACCORDANCE WITH ASME Y14.5M - 1994.	WWW.SOURIAU.COM	DSGN : EV 02-02-15	
		MFG : DH 02-02-15	
		QC : BB 02-02-15	
		DRAWING SCALE: NA	
		DRAWING NO. REV	
		JBX2INSMSC B	
		1 OF 3	

THIS DRAWING IS A CONTROLLED DOCUMENT FOR SOURIAU USA, INC. IT IS SUBJECT TO CHANGE WITHOUT NOTIFICATION. CONTACT THE DOCUMENT CONTROL CENTER FOR THE LATEST REVISION.

THE INFORMATION CONTAINED IN THIS DRAWING IS CONFIDENTIAL AND MAY NOT BE DISCLOSED WITHOUT WRITTEN CONSENT FROM SOURIAU USA, INC.

DWG. NO.
JBX2INSMSC

	2				1		
CONTACT LAYOUT	04	05	06	07	08	10	
FRONT SIDE VIEW							
REAR SIDE VIEW							
CONTACT							
ISO VIEW							
CONTACT	ØC	1.3	1.3	1.3	0.9	0.9	
	ØF	1.1	1.1	1.1	0.8	0.8	
	MAX. AWG	20	20	20	24	24	
	MAX. CURRENT RATING (A)	15	15	15	10	10	
INSULATOR	CONTACT RESISTANCE (mΩ)	3	3	3	3.5	3.5	
	NUMBER OF CAVITY	4	5	6	7	10	
	MAX. CURRENT RATING	15	14	12	11	8	
	TEST VOLTAGE (Vrms)	2400	1900	1900	1500	1700	
WORKING VOLTAGE (Vdc/Vrms)	1000/700	900/630	900/630	730/500	830/560	830/560	

ORIGIN	COUNTRY	JURISDICTION	CLASSIFICATION
X	FR	Not listed	N/A
	US	EAR	ECCN =EAR99

These commodities, technology or software are exported from the United States in accordance with the Export Administration Regulations. Diversion contrary to U.S. law is prohibited.

LINEAR MEASURE: $\frac{mm}{INCH}$ mm (INCH)

THIRD ANGLE PROJECTION

TOLERANCES UNLESS OTHERWISE SPECIFIED

No. OF PLACES	mm [INCH]
ONE PLACE	±3 [±.1]
TWO PLACES	±0.5 [±.02]
THREE PLACES	±0.25 [±.010]

ANGLES ±1°

DRAWING TITLE
JBX, SIZE 2, MALE INSULATOR, SOLDER CONTACT

CAT NO. **JBX2INSMS**

CAGE NO: 09922 SIZE: B

CUSTOMER

SOURIAU

WWW.SOURIAU.COM

INTERPRET THIS DRAWING IN ACCORDANCE WITH ASME Y14.5M - 1994.

APPROVAL	DRAWN:	SKV	02-02-15
	CHKD :	EV	02-02-15
	DSGN :	EV	02-02-15
	MFG :	DH	02-02-15
	QC :	BB	02-02-15
	DRAWING SCALE: NA		
	DRAWING NO.	REV	
	JBX2INSMSC	B	
	2 OF 3		

2

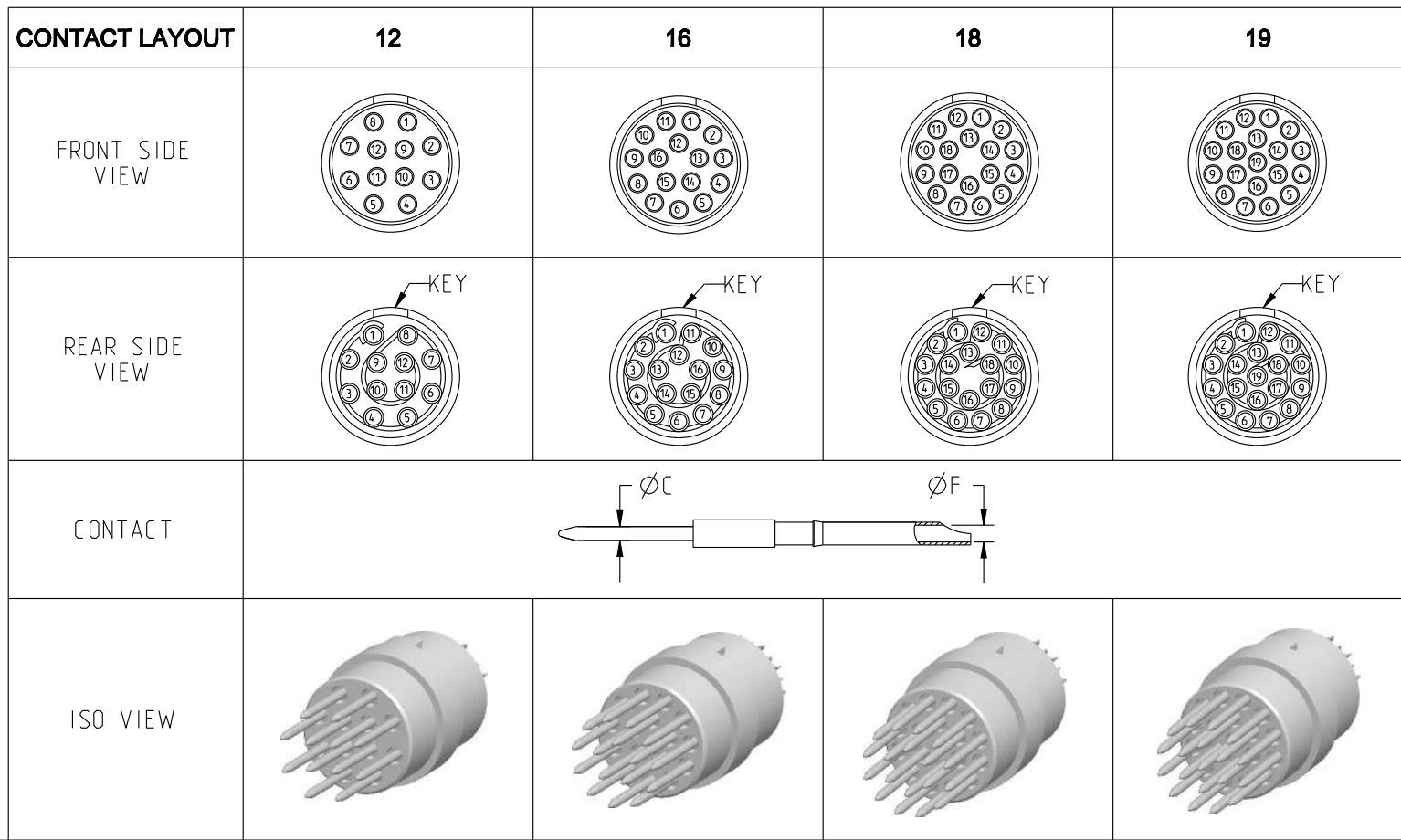
1

PRO-E

B

A

DWG. NO.
JBX2INSMSC



CONTACT	ØC	0.7	0.7	0.7	0.7
	ØF	0.81	0.81	0.81	0.81
	MAX. AWG	22	22	22	22
	MAX. CURRENT RATING (A)	7	7	7	7
	CONTACT RESISTANCE (mΩ)	5	5	5	5
INSULATOR	NUMBER OF CAVITY	12	16	18	19
	MAX. CURRENT RATING	7	6	5.5	5
	TEST VOLTAGE (Vrms)	1700	1500	1400	1400
	WORKING VOLTAGE (Vdc/Vrms)	830/560	730/500	660/460	660/460

THIS DRAWING IS A CONTROLLED DOCUMENT FOR SOURIAU USA, INC. IT IS SUBJECT TO CHANGE WITHOUT NOTIFICATION. CONTACT THE DOCUMENT CONTROL CENTER FOR THE LATEST REVISION.

THE INFORMATION CONTAINED IN THIS DRAWING IS CONFIDENTIAL AND MAY NOT BE DISCLOSED WITHOUT WRITTEN CONSENT FROM SOURIAU USA, INC.

B

A

DRAWING TITLE
JBX, SIZE 2, MALE INSULATOR, SOLDER CONTACT

CAT NO. **JBX2INSMS**

CAGE NO: 09922 SIZE: B

CUSTOMER	SOURIAU	APPROVAL	DRAWN: SKV 02-02-15
		CHKD : EV 02-02-15	DSGN : EV 02-02-15
INTERPRET THIS DRAWING IN ACCORDANCE WITH ASME Y14.5M - 1994.	WWW.SOURIAU.COM	MFG : DH 02-02-15	DRAWING SCALE: NA
		QC : BB 02-02-15	DRAWING NO. REV
		JBX2INSMSC	B
		3 OF 3	

LINEAR MEASURE: $\frac{mm}{INCH}$ mm (INCH)

THIRD ANGLE PROJECTION

TOLERANCES UNLESS OTHERWISE SPECIFIED

No. OF PLACES	mm [INCH]
ONE PLACE	±3 [±.1]
TWO PLACES	±0.5 [±.02]
THREE PLACES	±0.25 [±.010]

ANGLES ±1°

ORIGIN	COUNTRY	JURISDICTION	CLASSIFICATION
X	FR	Not listed	N/A
	US	EAR	ECCN =EAR99

These commodities, technology or software are exported from the United States in accordance with the Export Administration Regulations. Diversion contrary to U.S. law is prohibited