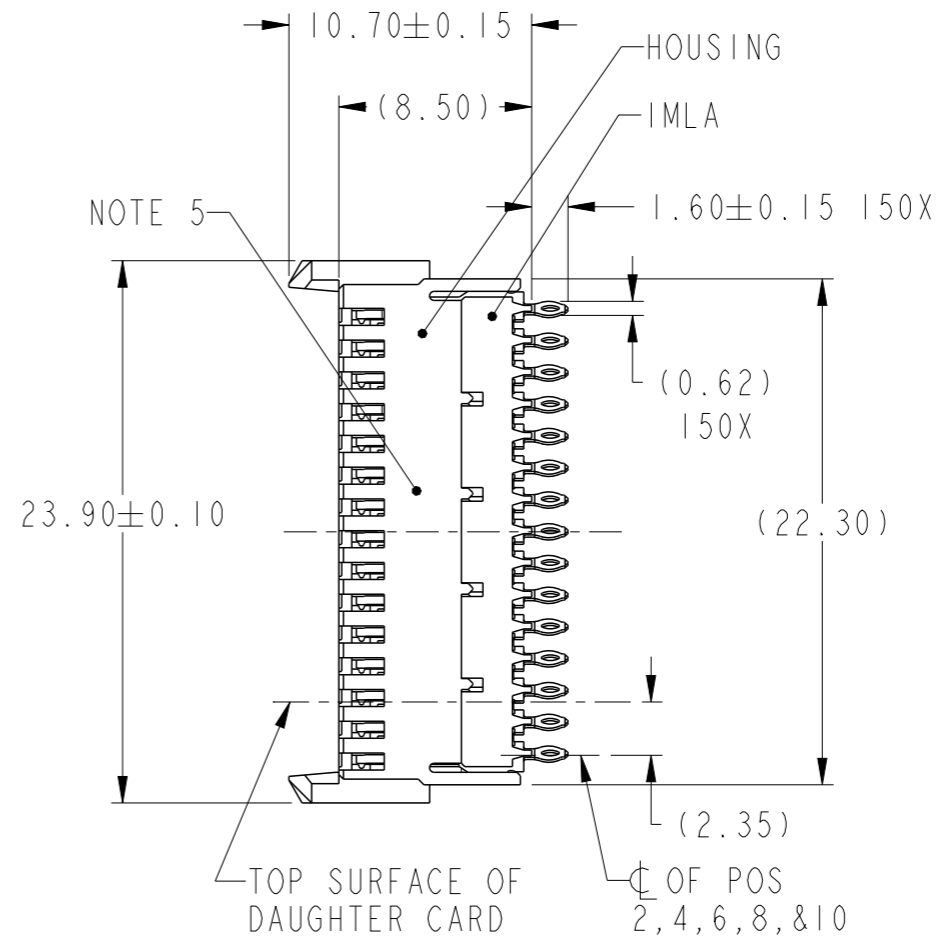
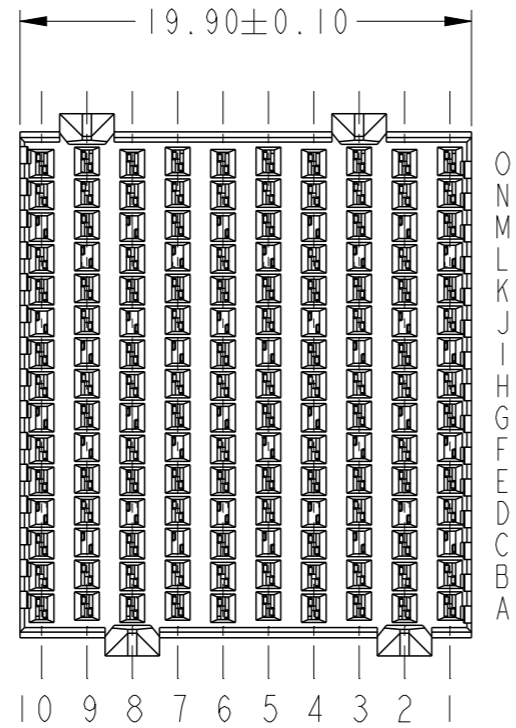


PRODUCT NUMBER  
SEE TABLE, SHEET 4

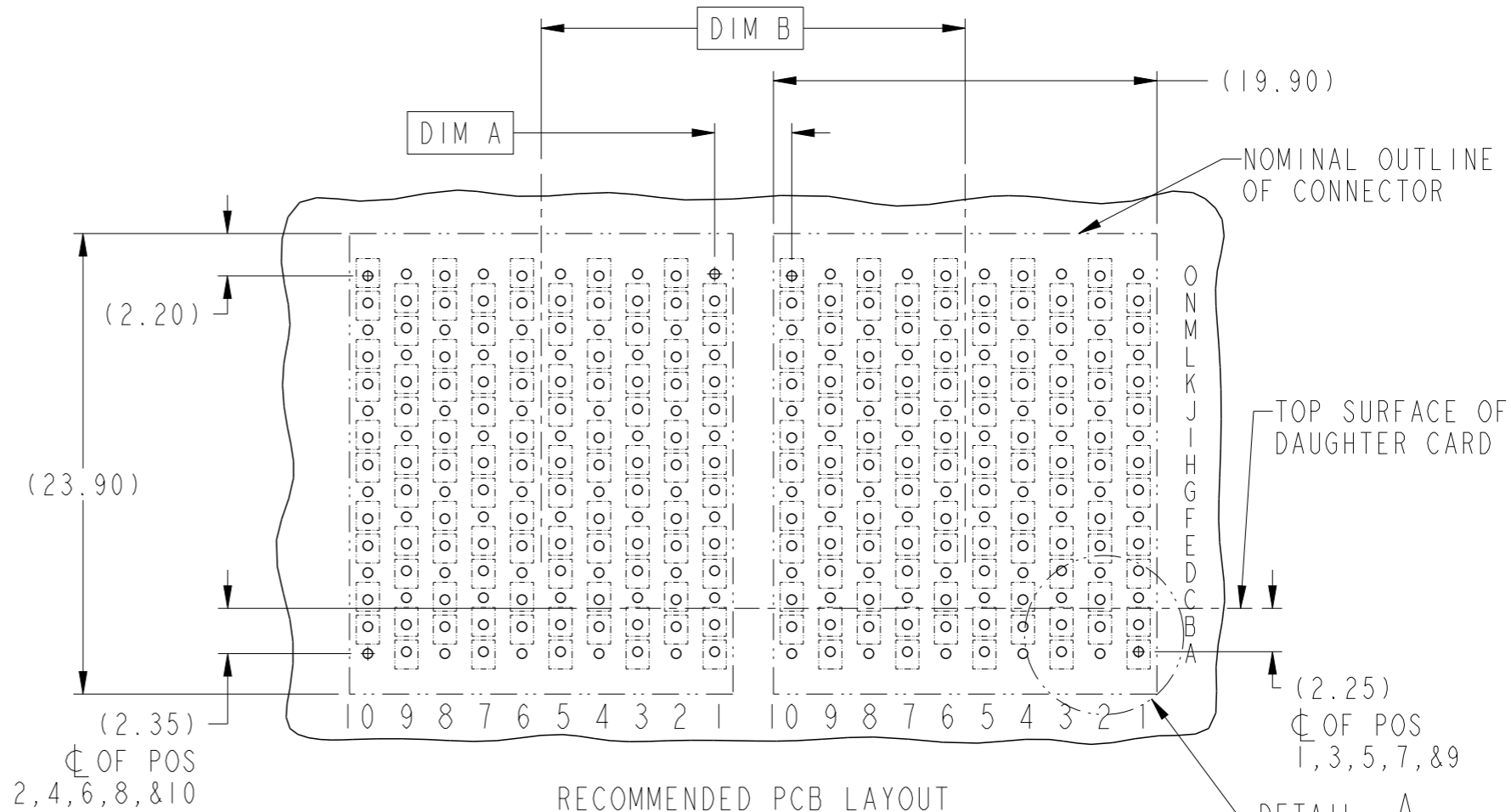


spec ref		dr	Sandar Soe	2013/03/05	projection	MM	size	A3	scale	3:1
tolerance std		eng	Sandar Soe	2013/12/20			ecn no		-	
ASME Y14.5		chr	-	-			rel level		Released	
-		TOLERANCES UNLESS OTHERWISE SPECIFIED		appr	Chen-Hong Tan	2013/12/20	product family		AirMax VS	
surface	✓	linear	0.X	±		title AirMax VS2 VERT RECEPT ASSY PRESS-FIT, 150POS, 20mm, GXT+	dwg no 10124470	rev		A
			0.XX	±				-		
			0.XXX	±				-		
ASME Y14.5		angular	0°	±°	www.fci.com	cat. no.	-	Product - Customer Drw		sheet 1 of 4

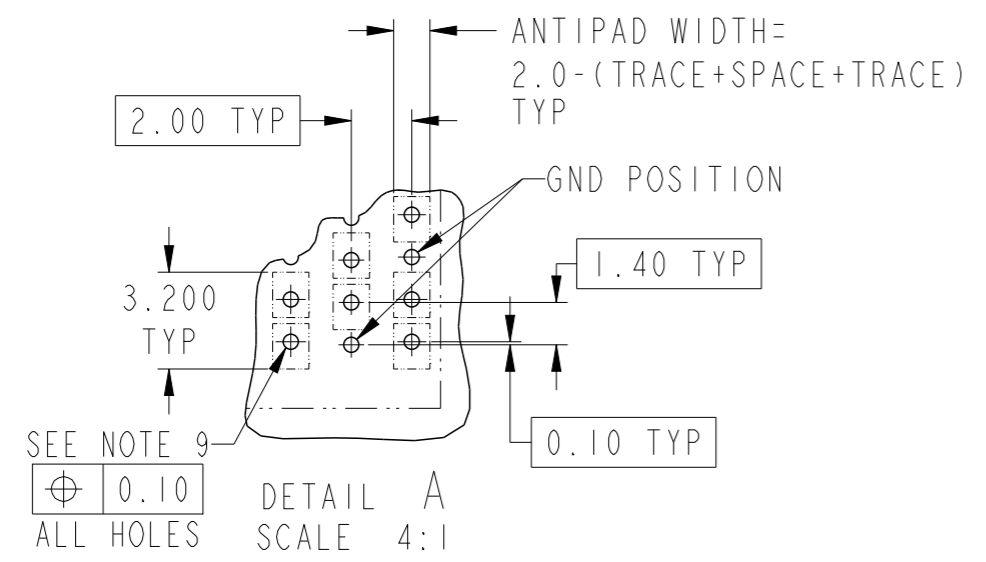


Copyright FCI.

ADJACENT HEADER WIDTHS	DIM A	DIM B
20MM/20MM	2.00	20.00
22MM/22MM	4.00	22.00
20MM/22MM	3.00	21.00



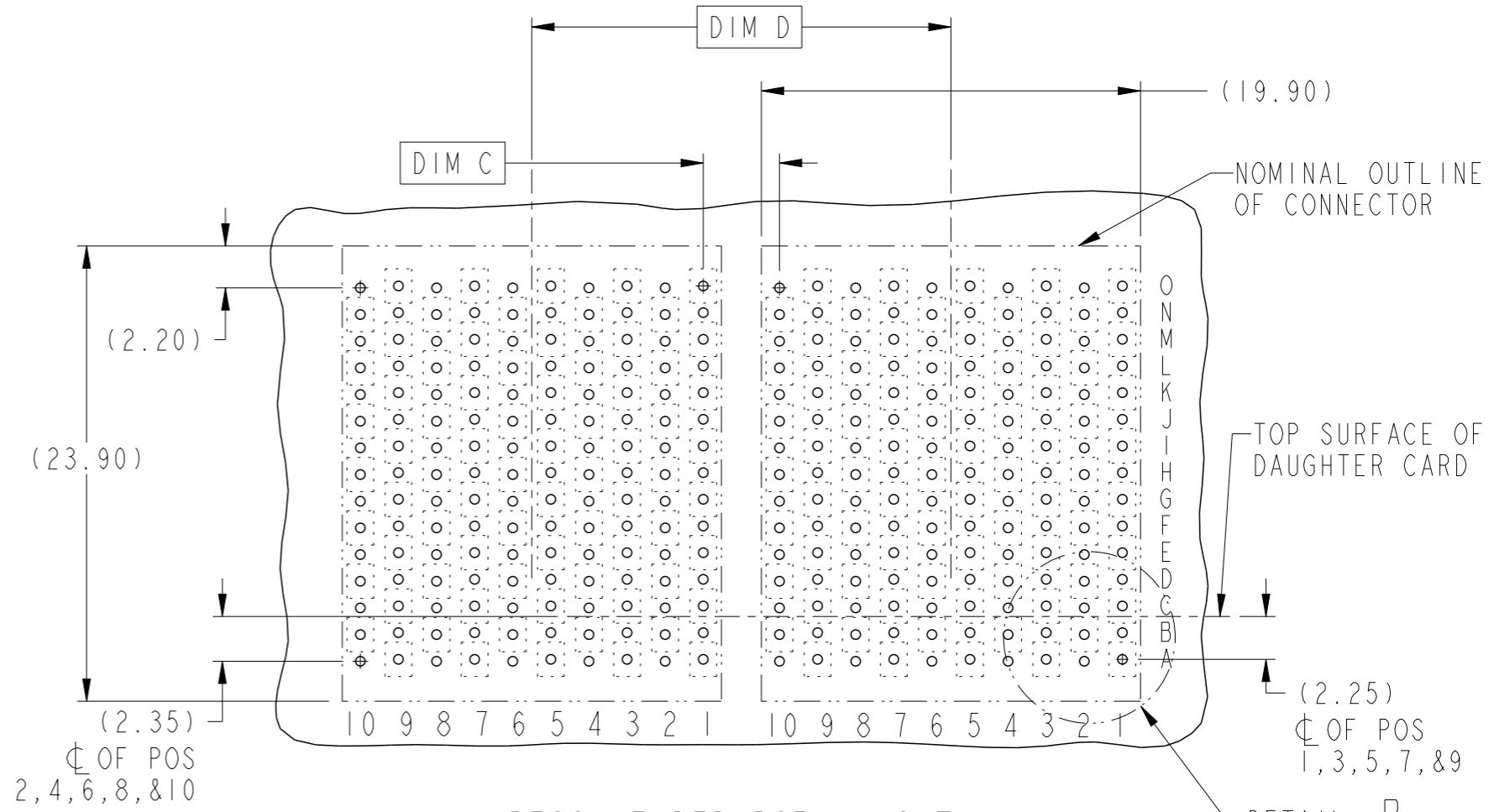
RECOMMENDED PCB LAYOUT  
FOR DIFFERENTIAL APPLICATIONS,  
COMPONENT SIDE  
(TWO ADJACENT FOOTPRINTS SHOWN)  
NOTES 6 & 7



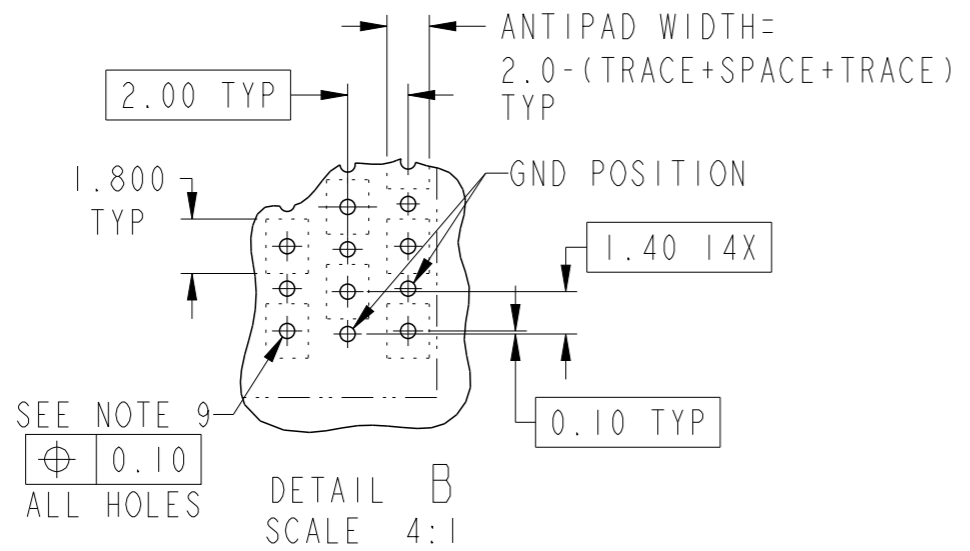
Copyright FCI.

spec ref	dr Sandar Soe	2013/03/05	projection	MM	size A3	scale 3:1
tolerance std ASME Y14.5	eng Sandar Soe	2013/12/20			ecn no	rel level
TOLERANCES UNLESS OTHERWISE SPECIFIED	chr -	-				
surface	appr Chen-Hong Tan	2013/12/20			10124470	rev A
ASME Y14.5	linear	0.X ±	AirMax VS2 VERT RECEPT ASSY PRESS-FIT, 150POS, 20mm, GXT+		www.fci.com cat. no.	Product - Customer Drw sheet 2 of 4
	angular	0° ±				

ADJACENT HEADER WIDTHS	DIM C	DIM D
20MM/20MM	2.00	20.00
22MM/22MM	4.00	22.00
20MM/22MM	3.00	21.00



RECOMMENDED PCB LAYOUT  
FOR SINGLE ENDED APPLICATIONS,  
COMPONENT SIDE  
(TWO ADJACENT FOOTPRINTS SHOWN)  
NOTES 6 & 7



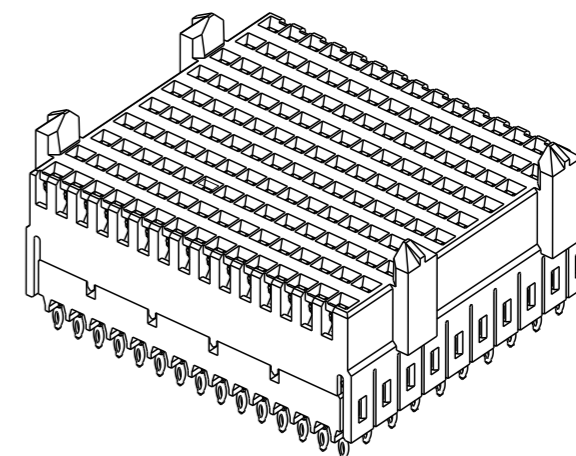
spec ref	dr Sandar Soe	2013/03/05	projection	MM	size A3	scale 3:1
tolerance std ASME Y14.5	eng Sandar Soe	2013/12/20			ecn no	rel level
TOLERANCES UNLESS OTHERWISE SPECIFIED	chr -	-				
surface ✓	appr Chen-Hong Tan	2013/12/20			AirMax VS2 VERT RECEPT ASSY PRESS-FIT, 150POS, 20mm, GXT+	dwg no 10124470 rev A
ASME Y14.5	linear	0.X ±	www.fci.com	cat. no.	Product - Customer Drw	sheet 3 of 4
	angular	0° ±				

Copyright FCI.

PART NUMBER	PRESS-FIT TAIL PLATING TYPE
10124470-102	TIN LEAD ALLOY OVER NICKEL
10124470-102LF	TIN OVER NICKEL (LEAD FREE)

NOTES:

1. CONNECTOR MATERIALS:  
HOUSING & RETAINER: HIGH TEMP THERMOPLASTIC, NATURAL, UL94V-0  
IMLA PLASTIC: HIGH TEMP THERMOPLASTIC, BLACK, UL94V-0  
CONTACT: COPPER ALLOY
2. CONTACT PLATING:  
SEPARABLE INTERFACE: PERFORMANCE-BASED PLATING, QUALIFIED TO MEET THE REQUIREMENTS OF FCI PRODUCT SPECIFICATION GS-12-239, INCLUDING TELCORDIA GR-1217-CORE (November 1995) CENTRAL OFFICE TEST SEQUENCE.  
  
PRESS-FIT TAILS: SEE TABLE
3. PRODUCT SPECIFICATION: GS-12-239
4. APPLICATION SPECIFICATION: GS-20-035
5. PRODUCT MARKING, (PART NUMBER & LOT CODE), ON THIS SURFACE
6. REFER TO CUSTOMER DRAWING 10035911 FOR INFORMATION REGARDING PCB LAYOUT OF POWER AND GUIDE MODULES RELATIVE TO SIGNAL MODULES
7. POSITIONS F & L OF ODD NUMBERED COLUMNS AND POSITIONS G & M OF EVEN NUMBERED COLUMNS CORRESPOND TO EARLY MATE HEADER PINS
8. THERE IS NO GROUND BUSSING WITHIN THE CONNECTOR SYSTEM
9. REFER TO CUSTOMER DRAWING 10045979 FOR INFORMATION ON PCB HOLE DIAMETERS AND PLATING OPTIONS.
10. THIS PRODUCT MEETS EUROPEAN UNION DIRECTIVES AND OTHER COUNTRY REGULATIONS AS DESCRIBED IN GS-22-008.
11. THE HOUSING WILL WITHSTAND EXPOSURE TO 260°C PEAK TEMPERATURE FOR 40 SECONDS IN A CONVECTION, INFRA-RED OR VAPOR PHASE REFLOW OVEN.
12. PACKAGING MEETS GS-14-920 LEAD FREE LABELING SPECIFICATION.



Copyright FCI.

spec ref		dr	Sandar Soe	2013/03/05	projection	MM	size	A3	scale	5:2	
tolerance std		eng	Sandar Soe	2013/12/20			ecn no		-		
ASME Y14.5		chr	-	-			rel level		Released		
surface		appr	Chen-Hong Tan	2013/12/20	product family		AirMax VS		rev		
ASME Y14.5				title AirMax VS2 VERT RECEPT ASSY PRESS-FIT, 150POS, 20mm, GXT+		dwg no 10124470		rev A			
linear 0.X ± 0.XX ± 0.XXX ±		angular 0° ±°		www.fci.com		cat. no. -		Product - Customer Drw		sheet 4 of 4	