

DO NOT SCALE FROM THIS PRINT

DESIGNED & DIMENSIONED IN INCHES[MILLIMETERS]

PRF18-P-C-EP-047A-SS

SERIES
-18: 1.85mm

GENDER
-P: PLUG

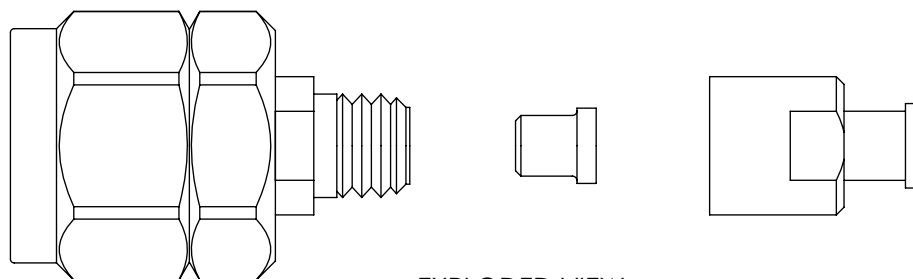
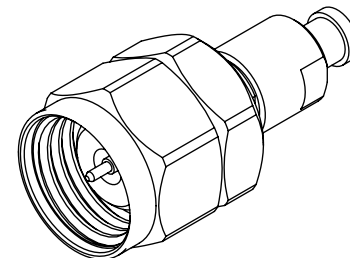
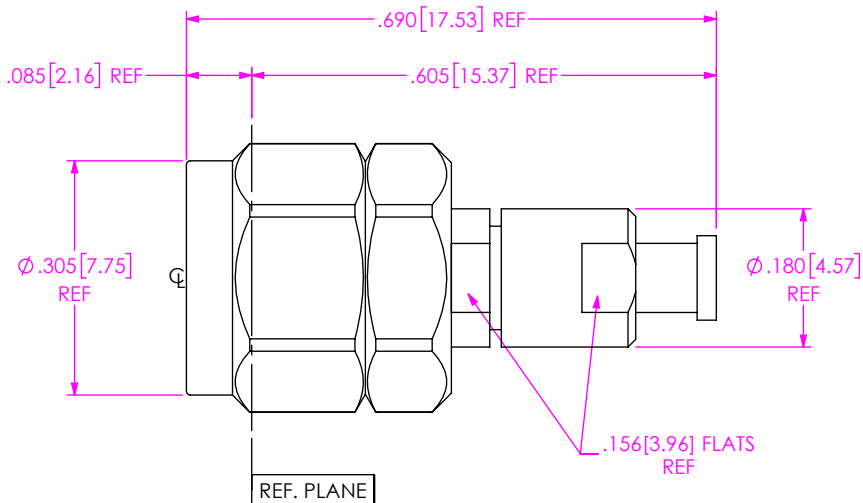
TYPE
-C: CABLE

TERMINATION
-S: SOLDER CLAMP

ORIENTATION
-S: STRAIGHT

CABLE TYPE
-047A: TEMP-FLEX 1000671047

FINISH
-EP: 50µ" EXTRA HEAVY GOLD CENTER CONTACT, PASSIVATED OUTER CONTACT



EXPLODED VIEW
NOT TO SCALE
(FOR CLARITY ONLY)

- NOTES:
- MATERIAL:
SOLDER FERRULE: BRASS ALLOY.
BODY, BUSHING, COUPLING NUT & CLAMP NUT: STAINLESS STEEL.
PIN & LOCK RING: BERYLLIUM COPPER.
BEAD: ULTEM.
GASKET: SILICONE RUBBER.
 - FINISH:
BODY, BUSHING, COUPLING NUT & CLAMP NUT: PASSIVATED.
PIN & SOLDER FERRULE: GOLD OVER NICKEL PLATE,
50 µIN MIN GOLD OVER 50 µIN MIN NICKEL.

- PERFORMANCE:
IMPEDANCE: 50 Ω
FREQUENCY: DC TO 65 GHz
VSWR: 1.18: 1 MAXIMUM
INSERTION LOSS: 0.03 x √f(GHz)
DWV: 550 Vrms

UNLESS OTHERWISE SPECIFIED,
DIMENSIONS ARE IN INCHES.
TOLERANCES ARE:
DECIMALS ANGLES
.XX: ±.01 [0.3]
.XXX: ±.002 [0.05]
.XXXX: ±.0005 [0.013]

PROPRIETARY NOTE
THIS DOCUMENT CONTAINS CONFIDENTIAL AND PROPRIETARY INFORMATION AND ALL DESIGN, MANUFACTURING, REPRODUCTION, USE, PATENT RIGHTS AND SALES RIGHTS ARE EXPRESSLY RESERVED BY SAMTEC, INC. THIS DOCUMENT SHALL NOT BE DISCLOSED, IN WHOLE OR PART, TO ANY UNAUTHORIZED PERSON OR ENTITY NOR REPRODUCED, TRANSFERRED OR INCORPORATED IN ANY OTHER PROJECT IN ANY MANNER WITHOUT THE EXPRESS WRITTEN CONSENT OF SAMTEC, INC.



520 PARK EAST BLVD, NEW ALBANY, IN 47150
PHONE: 812-944-6733 FAX: 812-948-5047
e-Mail info@SAMTEC.com code 55322

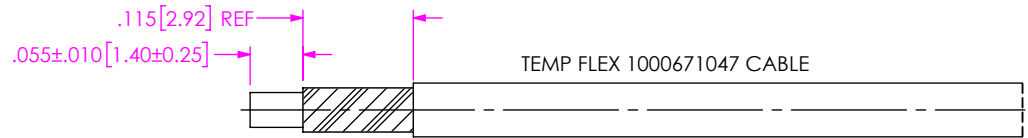
DO NOT SCALE DRAWING SHEET SCALE: 4:1

DESCRIPTION: 1.85MM PLUG SOLDER CLAMP FOR TEMPFLEX 1000671047 CABLE

DWG. NO. PRF18-P-C-EP-047A-SS

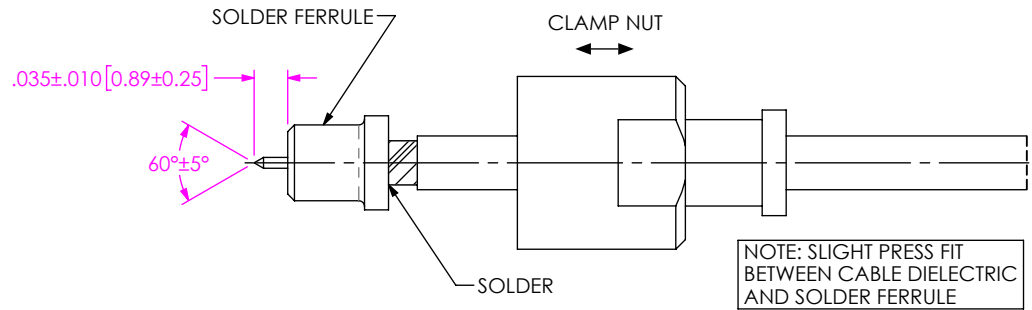
BY: SAMUEL C 10/11/2019 SHEET 1 OF 2

1A. TRIM CABLE TO EXPOSE CENTER DIELECTRIC AS SHOWN.

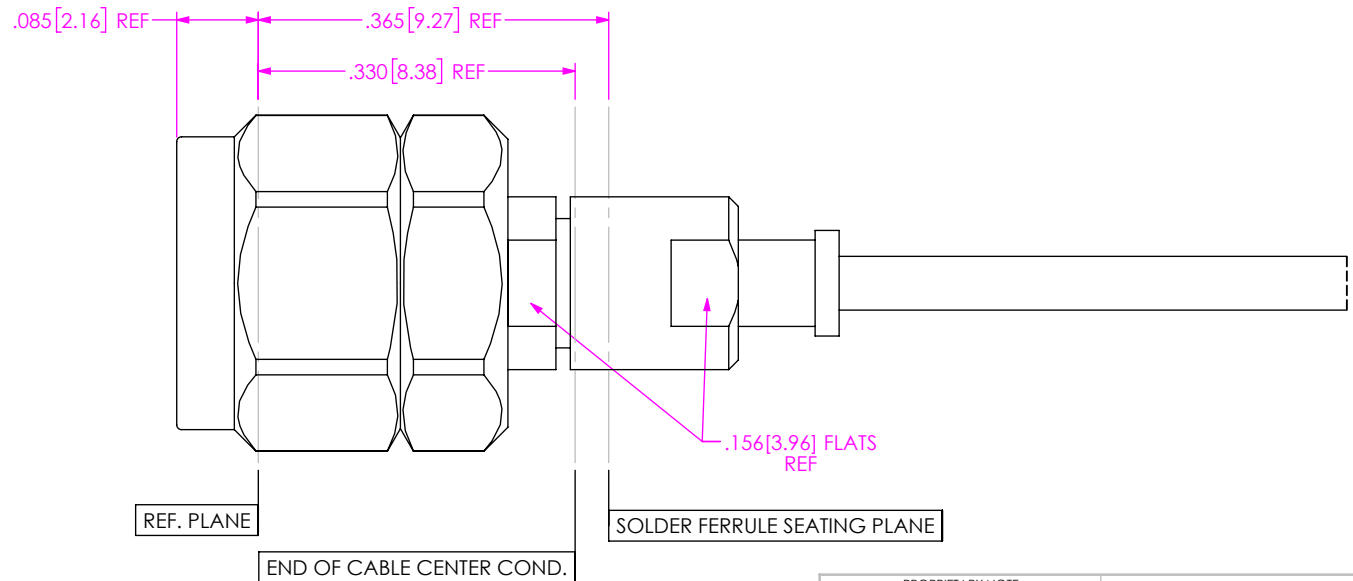


IN-PROCESS 1

2A. SLIDE CLAMP NUT ONTO CABLE AS SHOWN.
 2B. INSERT CABLE INTO SOLDER FERRULE UNTIL JACKET IS FULLY SEATED IN FERRULE. THEN SOLDER CABLE TO FERRULE WHERE SHOWN.
 2C. TRIM CABLE DIELECTRIC FLUSH WITH FERRULE FACE AND POINT CENTER CONDUCTOR AS SHOWN. (DO NOT SCORE CENTER CONDUCTOR)



IN-PROCESS 2



3A. INSERT CABLE SUB-ASSEMBLY INTO CONNECTOR BODY UNTIL SOLDER FERRULE IS SEATED AND CABLE CENTER CONDUCTOR PLUGS IN. THEN TIGHTEN CLAMP NUT TO 8-10 IN-LBS

IN-PROCESS 3

PROPRIETARY NOTE
 THIS DOCUMENT CONTAINS CONFIDENTIAL AND PROPRIETARY INFORMATION AND ALL DESIGN, MANUFACTURING, REPRODUCTION, USE, PATENT RIGHTS AND SALES RIGHTS ARE EXPRESSLY RESERVED BY SAMTEC, INC. THIS DOCUMENT SHALL NOT BE DISCLOSED, IN WHOLE OR PART, TO ANY UNAUTHORIZED PERSON OR ENTITY NOR REPRODUCED, TRANSFERRED OR INCORPORATED IN ANY OTHER PROJECT IN ANY MANNER WITHOUT THE EXPRESS WRITTEN CONSENT OF SAMTEC, INC.

samtec
 520 PARK EAST BLVD, NEW ALBANY, IN 47150
 PHONE: 812-944-6733 FAX: 812-948-5047
 e-Mail info@SAMTEC.com code 55322

DO NOT SCALE DRAWING
 SHEET SCALE: 5:1

DESCRIPTION: 1.85MM PLUG SOLDER CLAMP FOR TEMP FLEX 1000671047 CABLE

DWG. NO. PRF18-P-C-EP-047A-SS

BY: SAMUEL C 10/11/2019 SHEET 2 OF 2