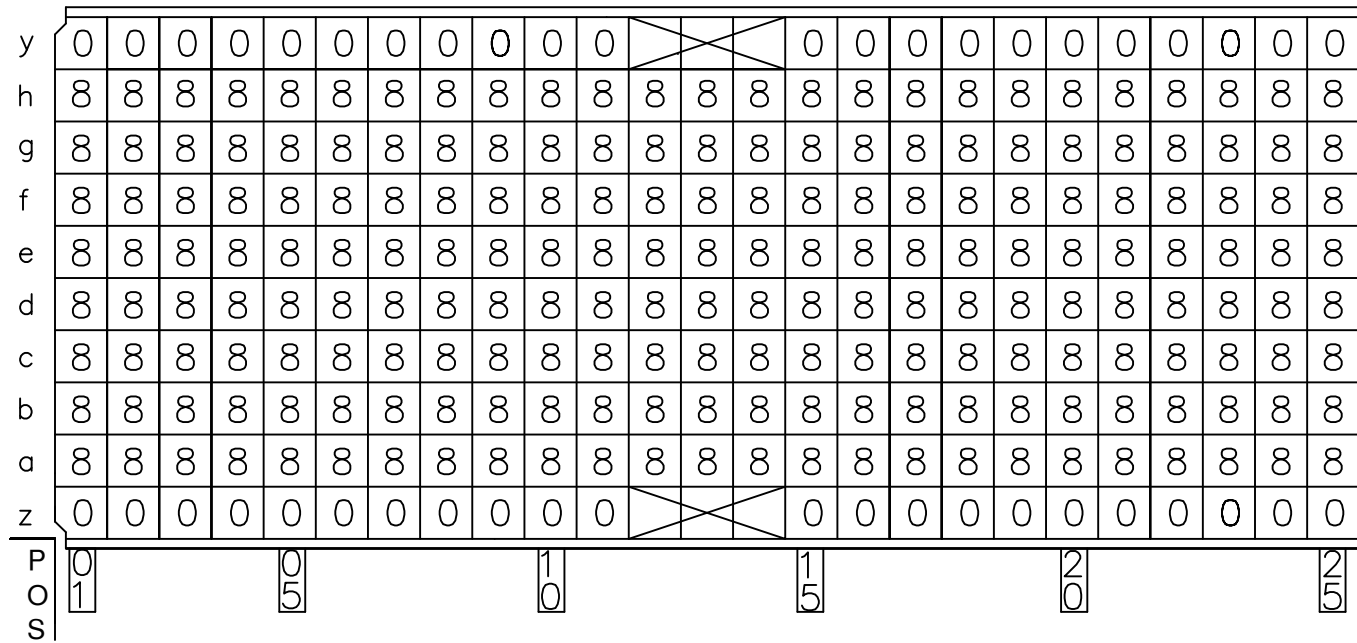
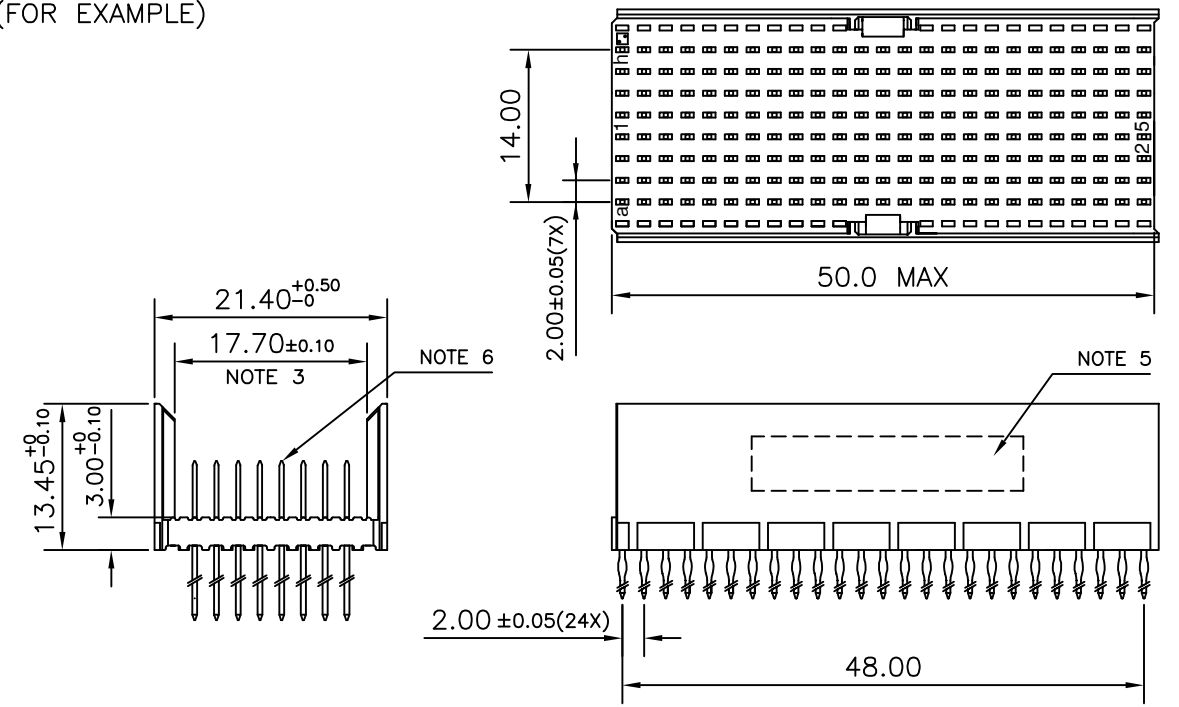


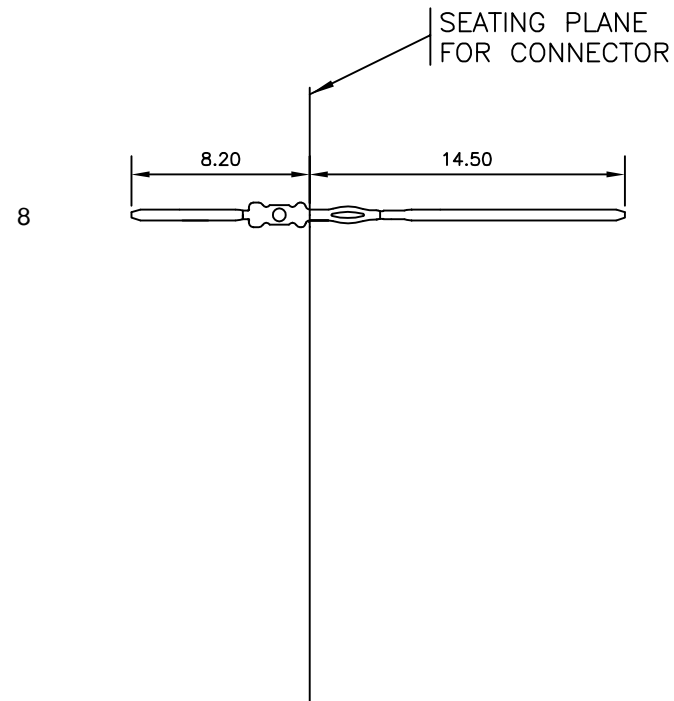
LOADING PATTERN MATING SIDE



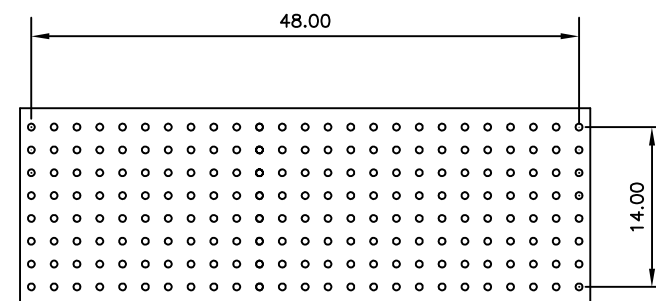
LOADED CONNECTOR ASSEMBLY  
(FOR EXAMPLE)



CONTACT OVERVIEW



LAY-OUT P.C.B.-HOLE



HM2P95PM8110 LEAD FREE INDICATOR : LF = LEAD FREE (DIGIT 15 & 16)

PLATING CODE (DIGIT 13 AND 14)  
(REF DRW NO. BS,C , 201844 , 003)

NOTES

1. THIS PRODUCT IS CSA APPROVED.
2. THIS PRODUCT IS UL RECOGNIZED.
3. MEASURED AT THE BOTTOM.
4. MATERIAL CONTACT: PHOSPHORBRONZE  
HOUSING: CREAM WHITE GLASS FILLED POLYESTER UL-94V0
5. CONNECTOR PRINTED WITH P/N AND DATE CODE.
6. FOR ACTUAL CONTACT LOADINGS, SEE LOADING PATTERN MATING SIDE.
7. SHAPE OF CONNECTOR HOUSING CAN ALTER DEPENDING ON PRODUCTION LOCATION
8. THE PRODUCT (LF) MEETS EUROPEAN UNION DIRECTIVES AND OTHER COUNTRY REGULATIONS AS DESCRIBED IN GS-22-008
9. FOR RECOMMENDED PTH DIMENSIONS REFER DRAWING : BS, A , 201572 , 001

CATALOG NO: HM2P95PM8110- ---

mat'l. code SEE NOTE 4				surface ISO 1302 ✓		tolerance ISO 406 ISO 1101		projection MM		product family MLLIPACS			
litr				ecn no		dr		date		tolerances unless otherwise specified		title	
A				106-0008		MINI		2006-01-27		angles		MPACS 8+2R STR HDR PF CONN TYPE DE	
B				106-0141		MINI		2006-08-08		linear		scale -	
								0°±1°					
						dr		MINI K VANDANATH 2006-01-27		dwg no		sheet 1 of 1 size 5	
						enr		BIJU K PAUL 2006-01-27		BS, C ,203028, 675		A3	
						chr		BIJU K PAUL 2006-08-08		type		Product Customer Drawing	
						appd		BIJU K PAUL 2006-08-08					
sheet index		revision sheet		B		1							