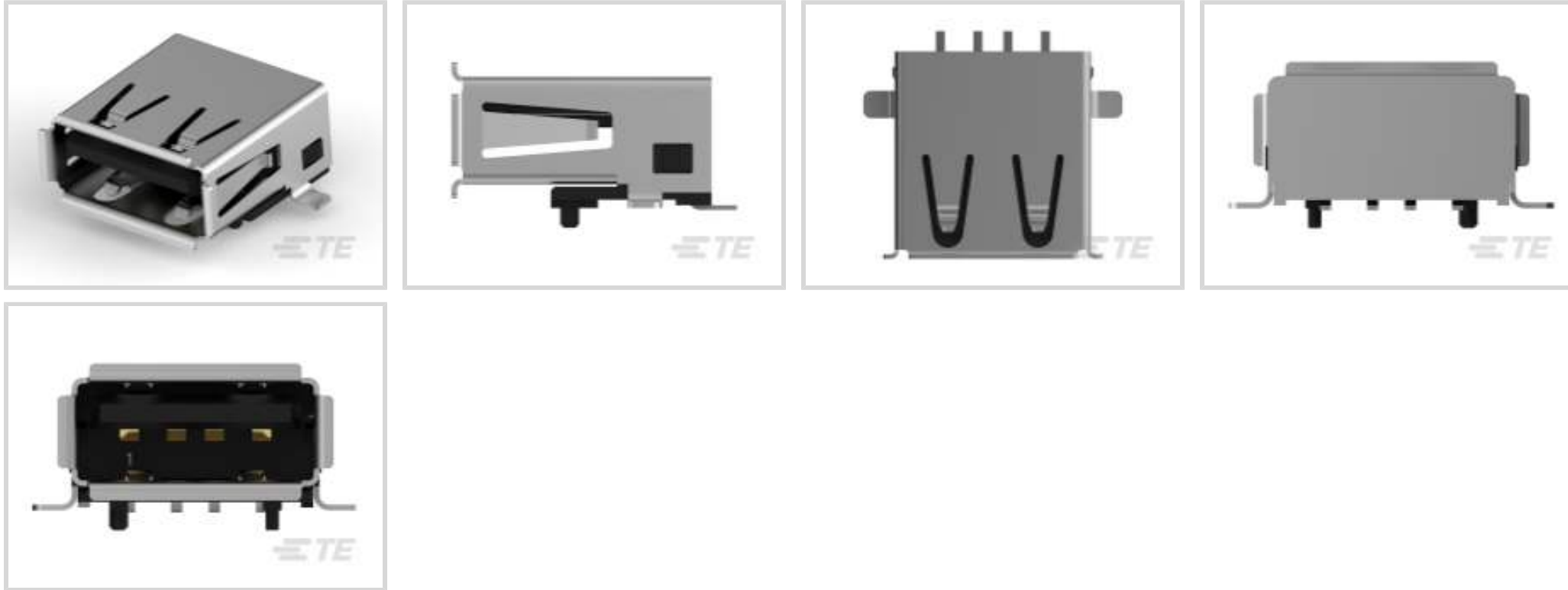




TE Internal #: 292303-9
 USB Connectors, A, 2.0, Standard Profile, Receptacle, 1 Port, Top,
 Right Angle, Reel / Box & Tray, Offset, Surface Mount, Cable-to-
 Board, Flange, 1500

[View on TE.com >](#)

Connectors > Audio & Video Connectors > USB Connectors



USB Adapter Type: **A**
 USB Version: **2.0**
 Connector Profile: **Standard**
 Connector & Housing Type: **Receptacle**
 Number of Ports: **1**

Features

Product Type Features

USB Adapter Type	A
USB Version	2.0
Connector & Housing Type	Receptacle
Connector System	Cable-to-Board
Connector & Contact Terminates To	Printed Circuit Board
USB Connector Type	USB 2.0 Type-A

Configuration Features

Number of Ports	1
Number of Positions	4

Body Features

Offset	4.13 mm
Shell Plating Finish	Bright
Shell Plating Material	Tin
Connector Profile	Standard

Contact Features

Contact Mating Area Plating Material Thickness	.76 μm [29.92 μin]
Contact Mating Area Plating Material	Gold or Gold Flash over Palladium Nickel
Contact Current Rating (Max)	1 A

Termination Features

Termination Post & Tail Length	2.47 mm[.097 in]
Termination Method to Printed Circuit Board	Surface Mount

Mechanical Attachment

Locking Feature	With
PCB Mount Alignment Type	Locating Posts
PCB Mount Location	Top
PCB Connector Seating	Offset
PCB Mount Retention Type	SMT Hold-Down
Panel Mount Feature Type	Flange
Connector Mounting Type	Board Mount

Housing Features

Housing Material	Thermoplastic
Housing Color	Natural
Body Orientation	Right Angle
Centerline (Pitch)	2 mm, 2.5 mm[.078 in][.098 in]

Dimensions

PCB Thickness (Recommended)	1.2 mm[.047 in]
-----------------------------	-----------------

Usage Conditions

Soldering Temperature (Max)	240 $^{\circ}\text{C}$ [500 $^{\circ}\text{F}$]
Mating Cycles (Max)	1500
Operating Temperature Range	-55 – 85 $^{\circ}\text{C}$ [-67 – 185 $^{\circ}\text{F}$]

Operation/Application

Halogen Free	No
Circuit Application	Power & Signal

Industry Standards

Test Identification (TID)	60001283
Moisture Sensitivity Level	1



Industry Standard	USB 2.0
UL Flammability Rating	UL 94V-0

Packaging Features

Packaging Quantity	300
Packaging Method	Box & Tray, Reel

Product Compliance

[For compliance documentation, visit the product page on TE.com>](#)

EU RoHS Directive 2011/65/EU	Compliant
EU ELV Directive 2000/53/EC	Compliant
China RoHS 2 Directive MIIT Order No 32, 2016	No Restricted Materials Above Threshold
EU REACH Regulation (EC) No. 1907/2006	Current ECHA Candidate List: JUNE 2023 (235) Candidate List Declared Against: JUNE 2023 (235) Does not contain REACH SVHC
Halogen Content	Low Halogen - Br, Cl, F, I < 900 ppm per homogenous material. Also BFR/CFR/PVC Free
Solder Process Capability	Reflow solder capable to 260°C

Product Compliance Disclaimer

This information is provided based on reasonable inquiry of our suppliers and represents our current actual knowledge based on the information they provided. This information is subject to change. The part numbers that TE has identified as EU RoHS compliant have a maximum concentration of 0.1% by weight in homogenous materials for lead, hexavalent chromium, mercury, PBB, PBDE, DBP, BBP, DEHP, DIBP, and 0.01% for cadmium, or qualify for an exemption to these limits as defined in the Annexes of Directive 2011/65/EU (RoHS2). Finished electrical and electronic equipment products will be CE marked as required by Directive 2011/65/EU. Components may not be CE marked. Additionally, the part numbers that TE has identified as EU ELV compliant have a maximum concentration of 0.1% by weight in homogenous materials for lead, hexavalent chromium, and mercury, and 0.01% for cadmium, or qualify for an exemption to these limits as defined in the Annexes of Directive 2000/53/EC (ELV). Regarding the REACH Regulation, the information TE provides on SVHC in articles for this part number is based on the latest European Chemicals Agency (ECHA) 'Guidance on requirements for substances in articles' posted at this URL: <https://echa.europa.eu/guidance-documents/guidance-on-reach>

Compatible Parts




TE Part # 1827525-1
MECHATROLINK II CONNECTOR KIT



TE Part # 1-1734028-1
Std USB, Type A, Plug, Natural



TE Part # 1487599-1
USB, A-BLUNT,28/28,BLK,0.83M



TE Part # 1734028-1
Std USB Type A, Plug, Natural



TE Part # 1487593-1
USB, A-BLUNT,28/24,WHT,2.0M



TE Part # 1-1734028-3
Std USB, Type A, Plug




TE Part # 1496476-1
STD USB-A TO MINI-B ASSY, 1M



TE Part # 1487600-1
USB, A-BLUNT,28/26,BLK,1.0M




TE Part # 1487591-1
USB, A-BLUNT,28/28,WHT,0.83M



TE Part # 1487593-2
USB, A-BLUNT,28/24,WHT,1.5M



TE Part # 1929690-1
USB CABLE, USB A to Mini USB,Blue



TE Part # 2142872-1
cable assy, usb a plug to 5p hsg

Customers Also Bought



TE Part #4-2176328-0
CRGP 1206 18K 1%



TE Part #8-963964-4
ACTION PIN FOR 1 mm HOLE



TE Part #6-1355688-7
MT3-REC. HOUSING, 6 POS.



TE Part #2370495-1
USB,STD A,CABLE ASSY,2X28AWG - 2X20AWG



TE Part #2370496-1
USB,STD A,CABLE ASSY,2X28AWG - 2X20AWG



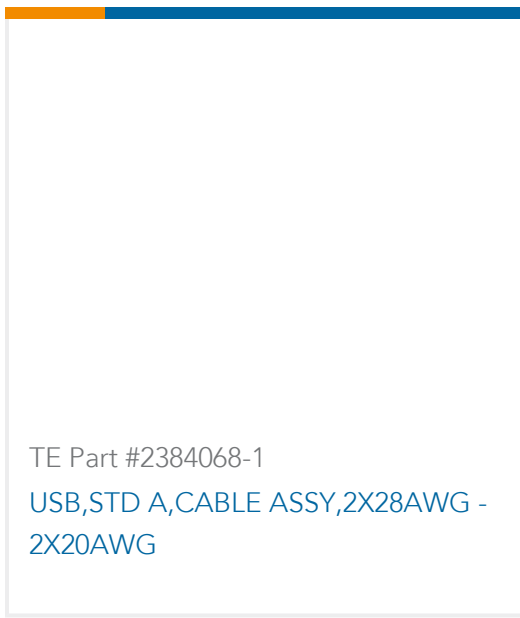
TE Part #2370499-1
USB,STD A,CABLE ASSY,2X28AWG - 2X20AWG



TE Part #2370500-1
USB,STD A,CABLE ASSY,2X28AWG - 2X20AWG



TE Part #2370503-1
USB,STD A,CABLE ASSY,2X28AWG - 2X20AWG



Documents

Product Drawings

[Std USB Type A, R/A, SMT, Offset,Natural](#)

English

CAD Files

[3D PDF](#)

3D

Customer View Model

[ENG_CVM_CVM_292303-9_E.2d_dxf.zip](#)

English

Customer View Model

[ENG_CVM_CVM_292303-9_E.3d_igs.zip](#)

English

Customer View Model

[ENG_CVM_CVM_292303-9_E.3d_stp.zip](#)

English

By downloading the CAD file I accept and agree to the [Terms and Conditions](#) of use.

Product Specifications

[Application Specification](#)

English

Product Environmental Compliance

[MD_292303-9_04272018540_dmtec](#)

English

[MD_292303-9_04272018540_dmtec](#)

English