

1

2

3

4

5

6

7

A

A

B

B

C

C

D

D

E

E

F

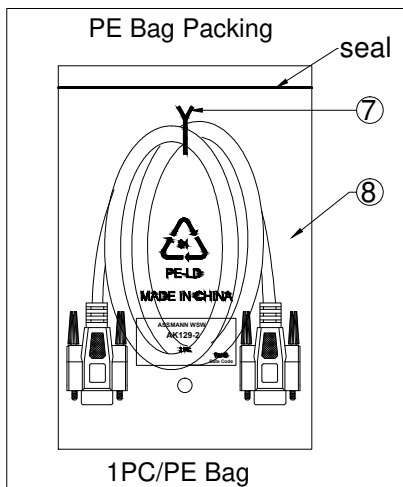
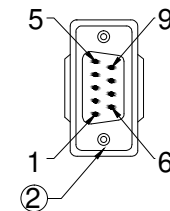
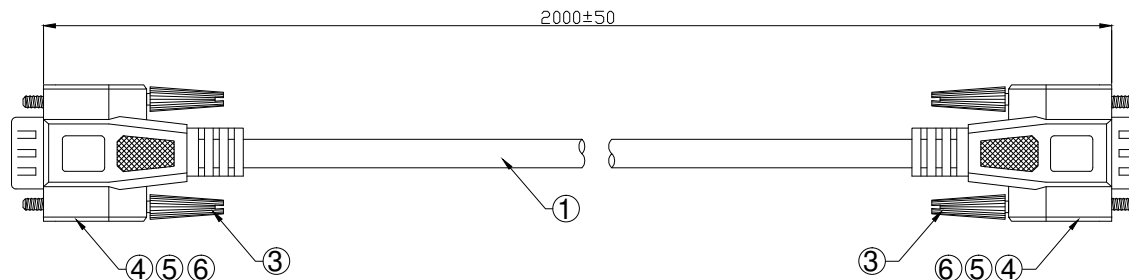
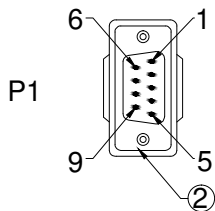
F

G

G

H

H



③ PIN ASSIGNMENT

P1	P2
1	1
2	2
3	3
4	4
5	5
6	6
7	7
8	8
9	9
Shell	Shell

- Electrical test:
- 100% short, open, miss wire test
 - Conduct resistance: 2 Ohm max.
 - Insulator resistance: 5Mohm min.
 - Hi-Pot: 300V DC/10ms

NO.	NAME.	Q'TY	SPECIFICATION
⑧	PE Bag	1pcs	Clear Print black "MADE IN CHINA"+ "1PC"
⑦	Tie	1pcs	White tie
⑥	Outermold	NA	PVC 45P Beige(BG002)
⑤	Innermold	NA	LD-PE
④	Tube	2pcs	Heat shrink tube black OD:Ø1.5*L15mm
③	Screw	4pcs	Screw #4-40UNC D-E L=32.5mm Nickel plated Insulator color:Beige(BG002)
②	CONN	2pcs	DB 9Pin male, Pin:G/F Shell-Nickel Insulator color:Blue solder type, flmmsbility: 94 V-0
①	Cable	1pcs	No UL 28AWG(7/0.12TC)*9C+D+AL/Mylar Jacket PVC, Beige(BG002) OD:5.0mm, flmmsbility: V-W

RoHS compliant
Unit:mm

Scale	Free					Date	Name	Customer-No.
TOLERANCE					Drawn	18.02.2014	Winnie	
		③	update pin assignment	19.12.2018	Xavier	Approved	25.03.2017	ASSMANN WSW-No. AK129-2
		②	Add the flammability	25.03.2017	Winnie			
DIM	TOL	①	Update to new drawing	05.04.2016	Amy			
		①	Drawn	18.02.2014	Winnie			
Angle	TOL	Id.	Modification	Date	Name	Replace	Sheet	

1

2

3

4

5

6

7