



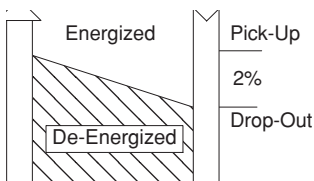
- Thru Hole C-T
- 2 to 50 Amps, 5 Ranges
- 10 Amp Relay
- Noise Filter
- Time Delay
- Adjustable Setpoint
- Compact Design
- Low Cost



Operation

AC Current Sensing

An Input voltage must be supplied to the CJD continuously. With the current adjustment at the desired set point, the internal relay will energize and transfer the output contacts when the current through the C-T on the side of the CJD exceeds the adjustable set point for the time delay. When the current drops 2% below the set point, the internal relay will de-energize after the time delay. Current ranges on the multi-range CJD are selected by jumpers on the socket.



Specifications

Electrical

Input Supply Voltage:

24V AC or DC
120 or 240VAC, $\pm 15\%$, 50/60Hz

Sensitivity Range Connections:

2 to 8 Amps - No Connections
6 to 16 Amps - Connect 7 & 6
9 to 26 Amps - Connect 7 & 5
16 to 42 Amps - Connect 7 & 8
20 to 50 Amps - Connect 7, 6, & 8

Wire Hole Diameter: 0.35 Inch

Pick-up & Drop-out Delays:

1 Sec. Typical

Pick-up & Drop-out Differential: 2%

Power Consumption: 2VA

Output Rating SPDT @ 25°C:

10 Amps @ 250VAC, 30VDC
1/2 Hp @ 250VAC
1/3 Hp @ 125VAC

Physical

Mounting: Plug-In

Termination: 8 Pin Octal

Packaging: Dust Cover

Weight: 9 Oz.

Ambient Temperatures

Operating: 0°C to 40°C

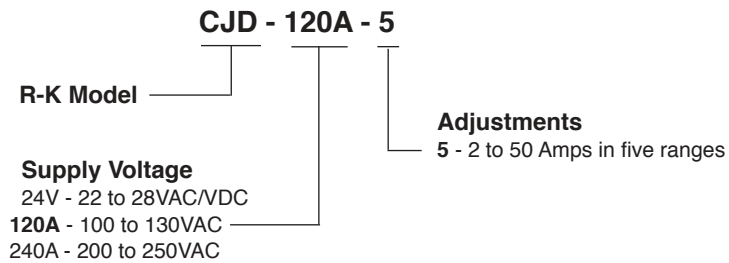
Storage: -40°C to 85°C

If current being monitored is too low for adjustment range, multiple passes through C-T increases effective current.

2 Passes = Double

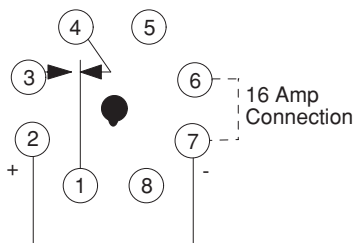
3 Passes = Triple

Ordering Information



Connections

Example of CJD hook-up for: 8 to 16 Amp adjustment range



Dimensions

