

## Sensor/Actuator cable - SAC-4P-10,0-511/M12FR FB - 1552531

Please be informed that the data shown in this PDF Document is generated from our Online Catalog. Please find the complete data in the user's documentation. Our General Terms of Use for Downloads are valid (<http://download.phoenixcontact.com>)



Sensor/Actuator cable, 4-position, Special mixture on PVC base, Black RAL 9005, Free cable end, on Socket angled M12, A-coded, Cable length: 10 m, For the food industry, With high-grade steel knurl



### Key commercial data

Packing unit	1 1
Weight per Piece (excluding packing)	397.8 GRM
Custom tariff number	85444290
Country of origin	Germany

### Technical data

#### Dimensions

Length of cable	10 m
-----------------	------

#### Ambient conditions

Ambient temperature (operation)	-25 °C ... 90 °C (Plug / socket)
Degree of protection	IP65
	IP67
	IP68
	IP69K

#### General

Rated current at 40°C	4 A
Rated voltage	250 V
Number of positions	4
Contact resistance	≤ 5 mΩ
Insulation resistance	≥ 100 MΩ
Coding	A - standard
Standards/regulations	M12 connector IEC 61076-2-101

## Sensor/Actuator cable - SAC-4P-10,0-511/M12FR FB - 1552531

### Technical data

#### General

Status display	No
Surge voltage category	II
Pollution degree	3
Insertion/withdrawal cycles	≥ 100
Torque	0.4 Nm (M12 connector)

#### Material

Inflammability class according to UL 94	HB
Contact material	CuSn
Contact surface material	Ni/Au
Contact carrier material	TPU GF
Material of grip body	TPU, hardly inflammable, self-extinguishing
Material, knurls	High-grade steel
Sealing material	NBR

#### Cable

Cable type	PVC black FDA
Cable type (abbreviation)	511
Cable abbreviation	LiYY-HF
Conductor cross section	0.34 mm <sup>2</sup>
AWG signal line	22
Conductor structure signal line	42x 0.10 mm
Core diameter including insulation	1.52 mm ±0.05 mm
Wire colors	brown, white, blue, black
Overall twist	4 wires, twisted
External sheath, color	Black RAL 9005
External cable diameter D	5.2 mm ± 0.2 mm
Outer sheath, material	Special mixture on PVC base
Material conductor insulation	PVC
Conductor material	Bare Cu litz wires
Nominal voltage, cable	300 V
Test voltage, cable	1500 V
Special properties	FDA compliant
Resistance to oil	good oil-resistance
Other resistance	UV resistant
	Silicone-free
Ambient temperature (operation)	-40 °C ... 80 °C (cable, fixed installation)
	-5 °C ... 90 °C (cable, flexible installation)

# Sensor/Actuator cable - SAC-4P-10,0-511/M12FR FB - 1552531

## Classifications

eCl@ss

eCl@ss 4.0	27060306
eCl@ss 4.1	27060306
eCl@ss 5.0	27061801
eCl@ss 5.1	27061801
eCl@ss 6.0	27061801
eCl@ss 7.0	27061801
eCl@ss 8.0	27061801

## ETIM

ETIM 3.0	EC001855
ETIM 4.0	EC001855
ETIM 5.0	EC001855

## UNSPSC

UNSPSC 6.01	31251501
UNSPSC 7.0901	31251501
UNSPSC 11	31251501
UNSPSC 12.01	31251501
UNSPSC 13.2	31251501

## Approvals

Approvals

---

Approvals

GOST

---

Ex Approvals

---

Approvals submitted

---

Approval details

GOST 
--

## Sensor/Actuator cable - SAC-4P-10,0-511/M12FR FB - 1552531

### Accessories

#### Accessories

##### Circular connector (cable-side)

Connector - SACC-M12MS-4CON-PG 7-VA - 1553161



Sensor/actuator connector, male, straight, 4-pos., M12, screw connection, high-grade steel knurl, cable screw connection Pg7

---

Connector - SACC-M12MR-4CON-PG 7-VA - 1553200



Sensor/actuator connector, male, angled, 4-pos., M12, screw connection, high-grade steel knurl, cable screw connection Pg7

---

#### Screwdriver tools

Adapter - SAC BIT M12-W14 - 1212513



SAC nut, for assembling M12 connectors with hexagonal high-grade steel knurl, with 4 mm hexagonal drive

---

#### Torque tool

Torque screwdriver - TSD 04 SAC - 1208429



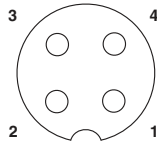
Torque screwdriver, with preset torque of 0.4 Nm and 4 mm hexagonal drive for M12 connectors

---

### Drawings


# Sensor/Actuator cable - SAC-4P-10,0-511/M12FR FB - 1552531

Schematic diagram



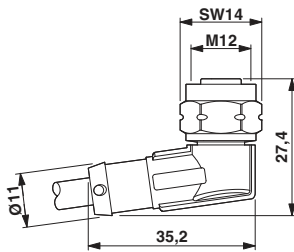
Pin assignment M12 socket, 4-pos., A-coded, view female side

Cable cross section




PVC black FDA [511]

Dimensioned drawing



M12 x 1 socket, angled

Circuit diagram



Contact assignment of the M12 plug and the M12 socket