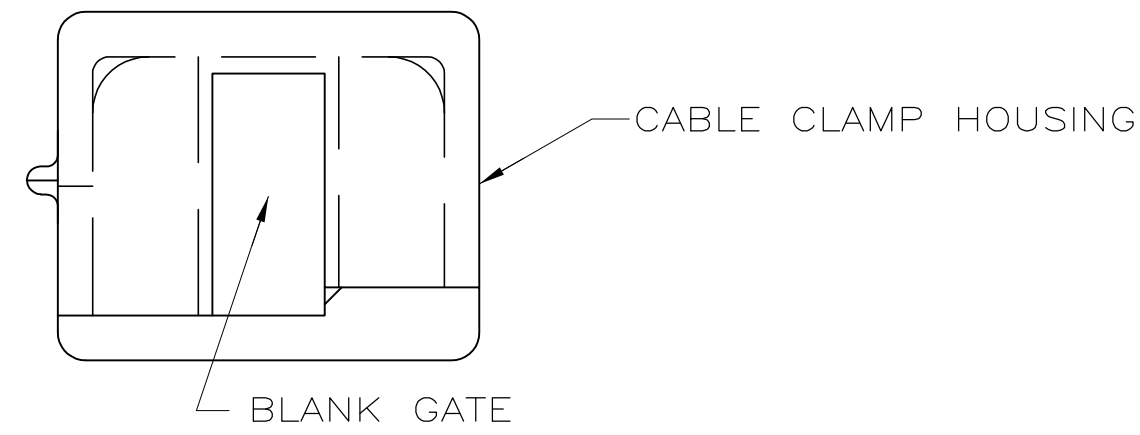
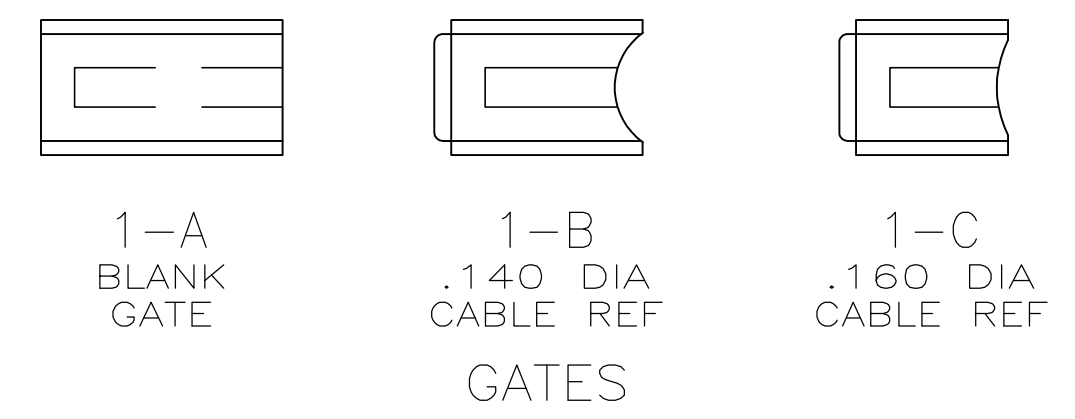
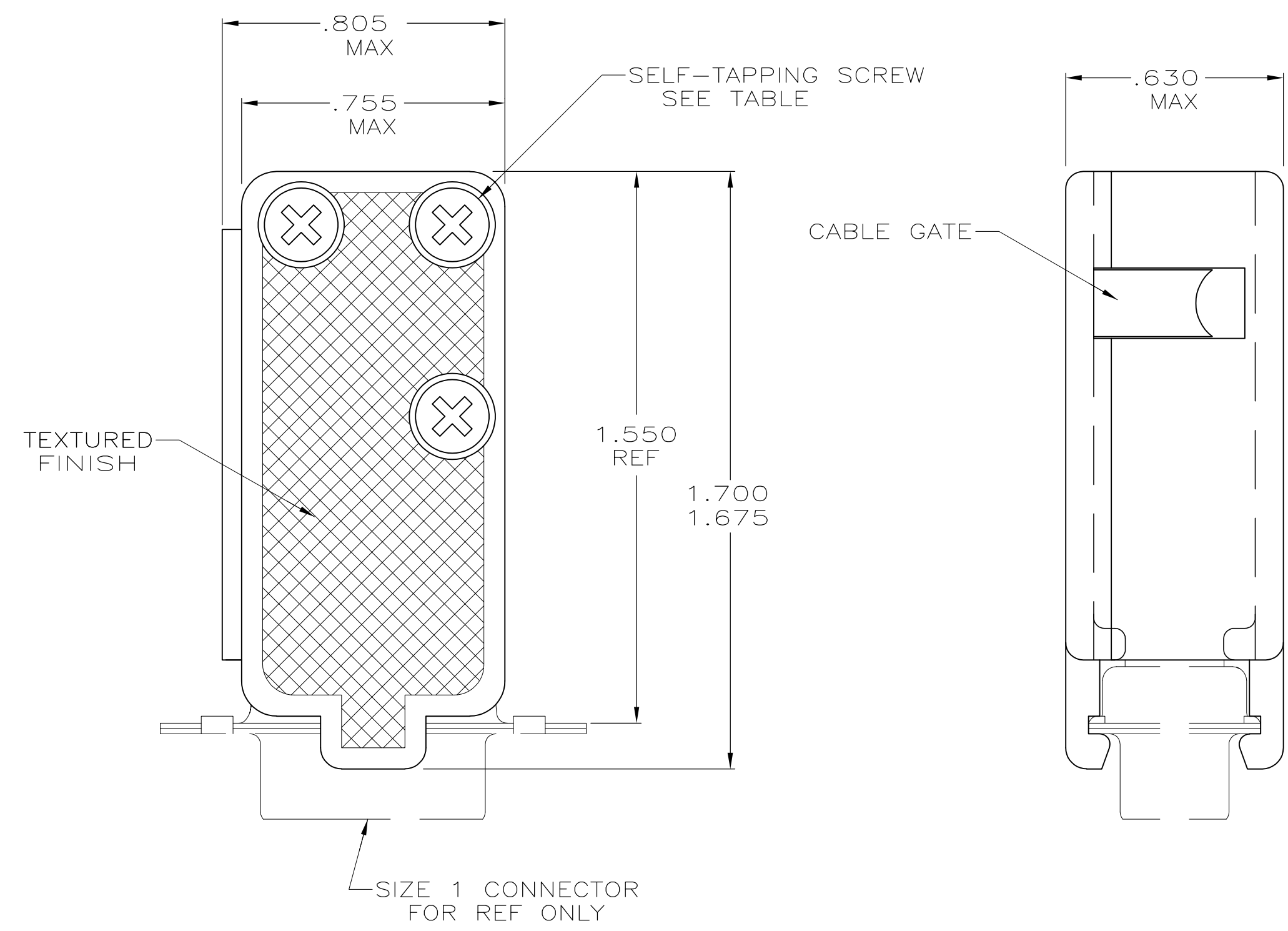


THIS DRAWING IS UNPUBLISHED. RELEASED FOR PUBLICATION  
 © COPYRIGHT - By - ALL RIGHTS RESERVED.

LOC	DIST	REVISIONS			
P	LTR	DESCRIPTION	DATE	DWN	APVD
GP	00	E	REVISED PER ECO-11-012243	22JUL2011	CJV CWR



- 1. PARTS PACKAGED UNASSEMBLED.
- 2. CABLE GATES ARE INTERCHANGEABLE ALLOWING 90° & 180° CABLE EXIT.
- 3. COMPONENTS INDIVIDUALLY BULK PACKED AND SHIPPED AS A UNIT PACKAGE KIT.



SLOTTED	3	207467-4
SLOTTED	AS SHOWN	207467-3
CROSS-RECESSED	3	207467-2
CROSS-RECESSED	AS SHOWN	207467-1
SCREW VERSION	PACKAGING	PART NUMBER

THIS DRAWING IS A CONTROLLED DOCUMENT.

DIMENSIONS: INCHES	TOLERANCES UNLESS OTHERWISE SPECIFIED:	DWN S WELDON 9-16-86					
	0 PLC ± -	CHK C RICHARD 9-16-86					
	1 PLC ± -	APVD S SCHIEFERLY 9-16-86					
	2 PLC ± -	NAME					
	3 PLC ± .005	PRODUCT SPEC					
4 PLC ± -	FINISH	APPLICATION SPEC	SIZE	CAGE CODE	DRAWING NO	RESTRICTED TO	
ANGLES ± -	MATERIAL	WEIGHT	A2	00779	C=207467	-	
	MOLDED PARTS: POLYPROPYLENE, COLOR: BLACK, SCREWS: STEEL PER ASTM A108	FINISH: SCREWS: ZINC PHOSPHATE PER MIL-P-16232.	CUSTOMER DRAWING		SCALE NTS	SHEET 1 of 1	REV E