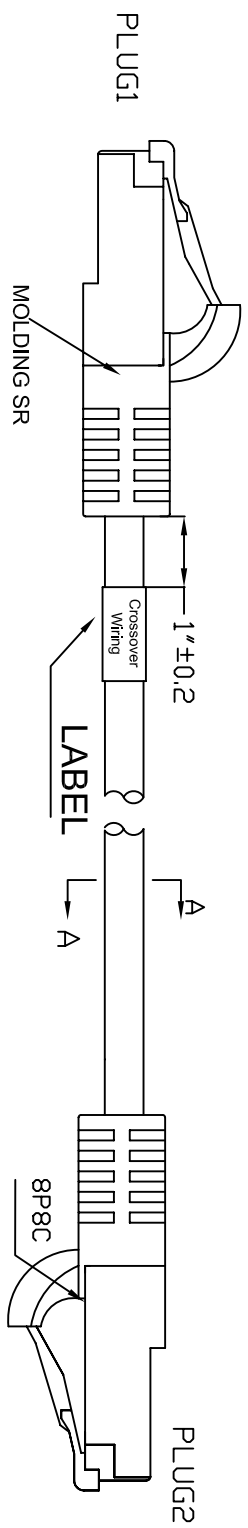
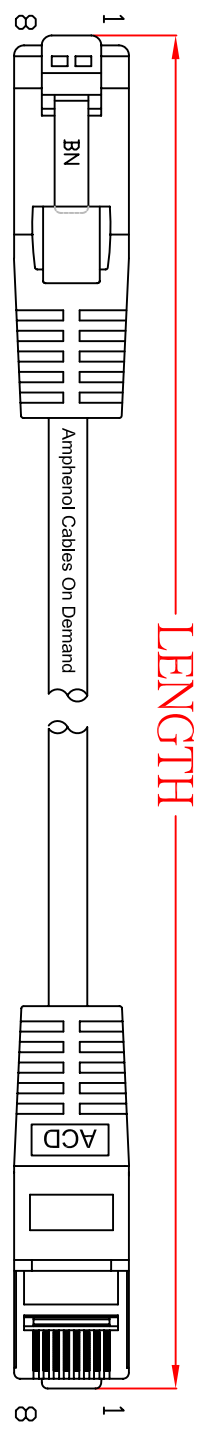


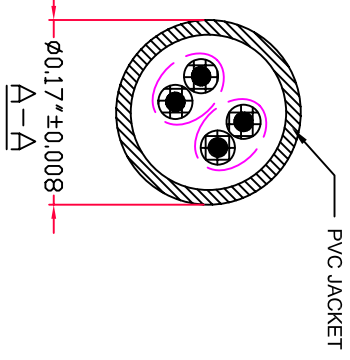
THE INFORMATION CONTAINED IN THIS DRAWING IS THE SOLE PROPERTY OF AMPHENOL CABLES ON DEMAND. ANY REPRODUCTION OR DISCLOSURE TO THIRD PARTIES IN PART OR WHOLE WITHOUT THE EXPRESS WRITTEN PERMISSION OF AMPHENOL CABLES ON DEMAND IS PROHIBITED.

REV.	DESCRIPTION	DATE	APPROVED
A	NEW RELEASE	3/10/06	
A1	Change Part Number	2/11/106	
A2	CHANGE MOLDED SR TO BE CAP MOLDED SR ADD LABEL	03/03/07	



LENGTH & P/N Table

LENGTH	P/N	COLOR
3FT±1 inch	MP-5XRJ45UNNYY-003	Yellow
7FT±2 inch	MP-5XRJ45UNNYY-007	Yellow
10FT±3 inch	MP-5XRJ45UNNYY-010	Yellow
15FT±3 inch	MP-5XRJ45UNNYY-015	Yellow



PIN OUT: cross-over		
P1	P2	COLOR
PIN1	PIN3	WHITE/ORANGE
PIN2	PIN6	ORANGE
PIN3	PIN1	WHITE/BLUE
PIN6	PIN2	BLUE



UNLESS OTHERWISE SPECIFIED DIMENSIONS ARE IN INCHES TOLERANCES ARE:		EAR NO.		Amphenol Cables on Demand 20 VALLEY ST. ENDICOTT, NY 13760	
DECIMALS	±X	APPROVALS	DATE	DRAWN	DATE
ANGLES	±X°	LF	03/03/07	BA	03/03/07
THIRD ANGLE PROJECTION	XXX	CHECKED		RESP' ENG	
		MFG ENG		SIZE	DWG. NO.
				A	MP-5XRJ45UNNYY-XXX
				REV.	A2

NOTES: UNLESS OTHERWISE SPECIFIED