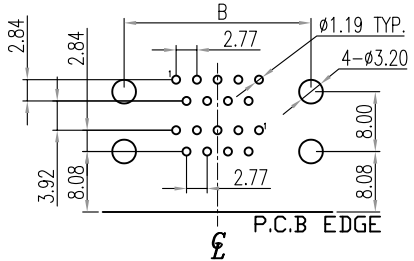
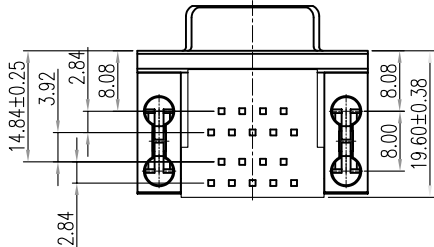
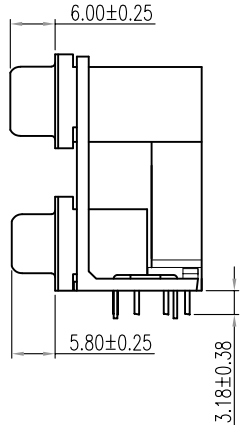
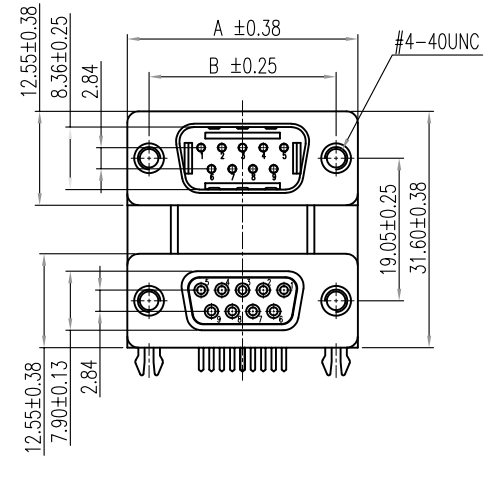


DESCRIPTION: 0.750" [19.05mm] CENTER DUAL PORT D-SUB - MALE OVER FEMALE

9 PIN SHOWN



RECOMMENDED P.C.B LAYOUT

DIMENSIONS

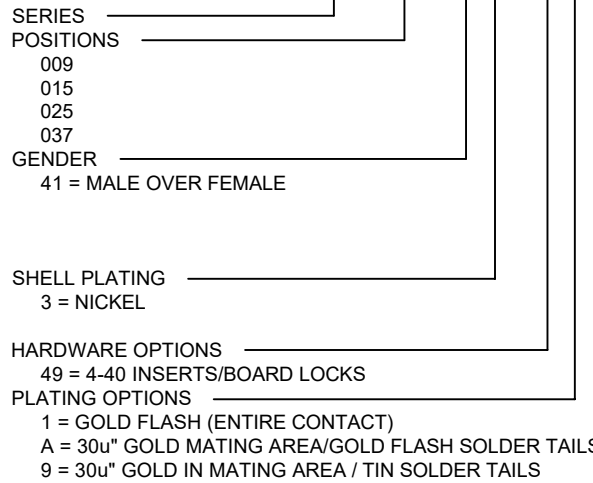
POS	9	15	25	37
A	30.81	39.14	53.04	69.32
B	24.99	33.32	46.99	63.50

SPECIFICATIONS:

**ELECTRICAL:**  
 INSULATION RESISTANCE: 1,000 Ohms Min.  
 DIELECTRIC WITHSTANDING VOLTAGE: 1000 VAC RMS  
 WORKING VOLTAGE: 250V  
 CURRENT RATING: 5 AMPS  
 OPERATING TEMPERATURE: -55°C TO +105°C

**MATERIALS:**  
 CONTACTS: GOLD PLATED BRASS, SEE P/N KEY  
 INSULATOR: PA9T, UL94 V-0 RATED, BLACK  
 260°C PROCESS TEMP.  
 SHELL: NICKEL PLATED STEEL  
 BRACKET: NICKEL PLATED ZINC ALLOY  
 BOARD LOCK: TIN PLATED BRASS

178-YYY-413R49Y



RoHS COMPLIANT



THESE DRAWINGS AND SPECIFICATIONS ARE THE PROPERTY OF NorComp AND SHALL NOT BE REPRODUCED, COPIED OR USED AS THE BASIS FOR THE MANUFACTURE OR SALE OF APPARATUS WITHOUT WRITTEN PERMISSION.

DRAWN: C. SMITH  
 DATE: 03/30/2007

UNITS = mm

DO NOT SCALE FROM DRAWING



SCALE: NTS	SHEET 1 OF 1	REV 9
DWG NO. 178-YYY-413R49Y		