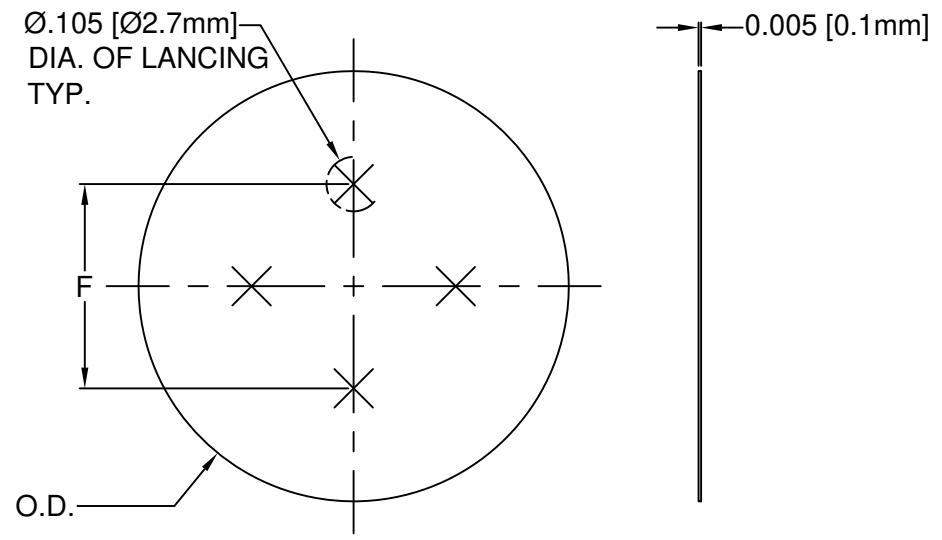

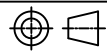


| REV. | DESCRIPTION | DATE | APPROVED |
|------|--------------------------------|----------|----------|
| C | Engineering Update w/o Changes | 03/01/04 | M. C. |
| D | Removed Material Code | 05/23/16 | J. C. |
| | | | |
| | | | |



| PART NO. | O.D. | F |
|----------|------------------|----------------|
| ECI-1 | Ø 0.710 [18.0mm] | 0.394 [10.0mm] |
| ECI-2 | Ø 0.830 [21.1mm] | 0.394 [10.0mm] |

- 2. MATERIAL: POLYESTER FILM, 94VTM-2, CLEAR.
- 1. GENERAL SPECIFICATIONS: BIVAR MOLDED COMPONENT SPECIFICATION BV00-E101.

| | | | | | | |
|--|---------|---|--------------------------------------|---------------------------------|--------------------------|------------------------------|
| STANDARD TOLERANCE (UNLESS OTHERWISE SPECIFIED) | |  4 THOMAS, IRVINE, CA. 92618 TEL: (949) 951-8808 FAX: (949) 951-3974 | | | | |
| DECIMALS | ANGULAR | | | | | |
| .X ± .1 | X° ± 1° |  TITLE: ELECTROLYTIC CAPACITOR INSULATOR | | | | |
| .XX ± .01 | | | DESIGNED: S. Irving | DATE: 02/10/00 | PART NO: ECI-X | REVISION: D |
| .XXX ± .005 | | | CHECKED: M. Chen | DATE: 09/09/03 | CAGE CODE : 32559 | SHEET # 1 OF 1 |
| CAD GENERATED DOCUMENT. DO NOT MEASURE DRAWING. | | | | | | |