

Connector - PRC 3-FC-FS6 8-21 - 1410661

Please be informed that the data shown in this PDF Document is generated from our Online Catalog. Please find the complete data in the user's documentation. Our General Terms of Use for Downloads are valid (<http://phoenixcontact.com/download>)



PRC connector, black, 3-pos., 1.5 mm² ... 6 mm²/630 V/35 A, with screw connection, for cables with a diameter of 8 mm ... 21 mm.



Key Commercial Data

Packing unit	1 pc
Weight per Piece (excluding packing)	100.0 g
Custom tariff number	85366990
Country of origin	Germany

Technical data

General data

Number of positions	3
Protection class	III
Color	black
Locking type	Snap-in locking
Insertion/withdrawal cycles	50
Pull-out-force	175 N ± 25 N
Insertion force	30 N ± 10 N

Connection data

Rated current	35 A (with 6 mm ² conductor cross section)
Rated voltage (III/2)	690 V
Conductor cross section flexible min.	1.5 mm ²
Conductor cross section flexible max.	6 mm ²
Conductor cross section solid min.	1.5 mm ²
Conductor cross section solid max.	6 mm ²
Torque	1 Nm

Connector - PRC 3-FC-FS6 8-21 - 1410661

Technical data

Connection data

Type of contact	Screw contacts
-----------------	----------------

Material data

Contact material	Cu
Contact surface material	silver-plated
Contact carrier material	PPE
Material of grip body	PPE
Inflammability class according to UL 94	V0

Classifications

eCl@ss

eCl@ss 4.1	27140816
eCl@ss 5.1	27260701
eCl@ss 6.0	27279220
eCl@ss 8.0	27440102

ETIM

ETIM 4.0	EC002641
ETIM 5.0	EC002635

Approvals

Approvals

Approvals

EAC / UL Listed / cUL Listed / cULus Listed

Ex Approvals

Approvals submitted

Approval details

EAC

Connector - PRC 3-FC-FS6 8-21 - 1410661

Approvals

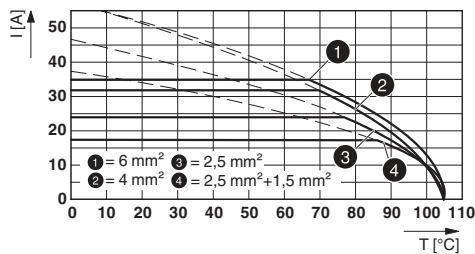
UL Listed	
mm ² /AWG/kcmil	14-10
Nominal current I _N	35 A
Nominal voltage U _N	600 V

cUL Listed	
mm ² /AWG/kcmil	14-10
Nominal current I _N	35 A
Nominal voltage U _N	600 V

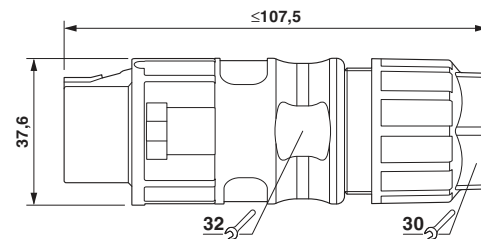
cULus Listed	
--------------	--

Drawings

Diagram

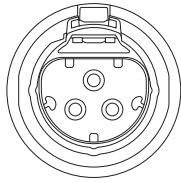


Dimensional drawing



Connector - PRC 3-FC-FS6 8-21 - 1410661

Schematic diagram



Connector pin assignment

Schematic diagram

