

THIS PRODUCT MANUFACTURED WITH LEAD-FREE PROCESSING

DESIGNED & DIMENSIONED IN MILLIMETERS [INCHES]

DO NOT SCALE FROM THIS PRINT

TABLE 1		
ITEM	COMPONENT	-GN
1	SUB ASSEMBLY	SUB-BNC7T-P-C-N-ST-CA3D
2	PIN	BNC7T-P-C-G-ST-CA3-PIN-X (SEE TABLE 2)
3	FERRULE	SMA-FER-001-N

TABLE 2	
OPTION	PIN
-CA3D	BNC7T-P-C-G-ST-CA3-PIN
-CA3DC	BNC7T-P-C-G-ST-CA3-PIN-C

BNC7T-P-C-XX-ST-CA3DX

GENDER
-P: PLUG

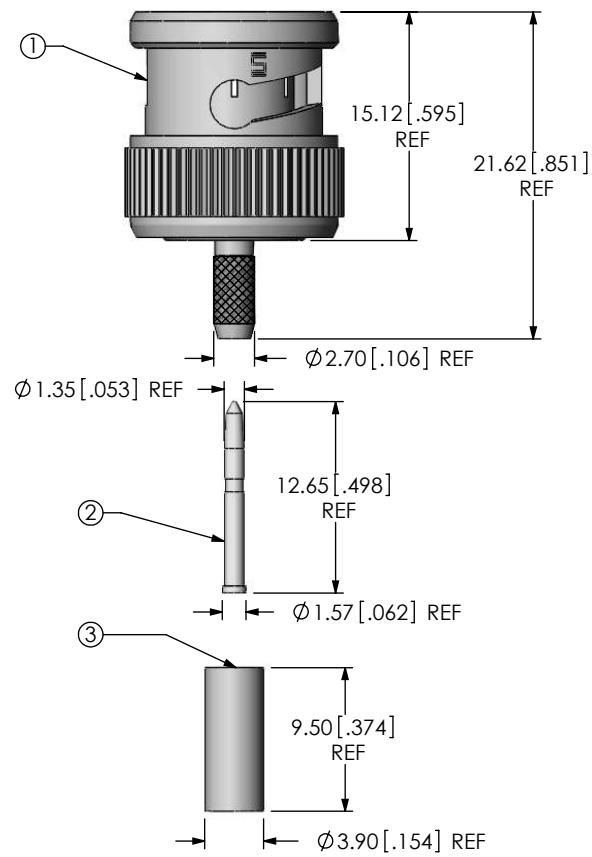
TYPE
-C: CABLE

CRIMP OPTION
(LEAVE BLANK FOR SOLDERED CENTER CONTACT)
-C: CRIMPABLE CENTER CONTACT
(USE BNC7T-P-C-X-ST-CA3-PIN-C)

TERMINATION
-CA3D: DIE CAST CABLE (RG179)

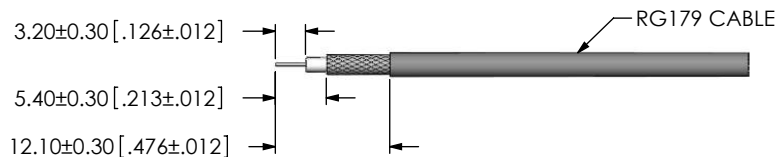
ORIENTATION
-ST: STRAIGHT

PLATING SPECIFICATION
-GN: 10µ" GOLD CENTER CONTACT,
100µ" NICKEL OUTER CONTACT
(SEE TABLE 1)

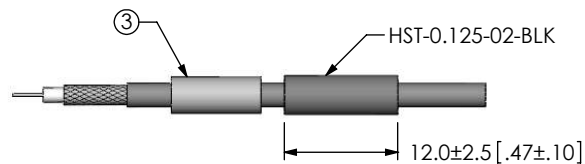


- NOTES:
1. © REPRESENTS A CRITICAL DIMENSION.
 2. CENTER CONTACT PUSHOUT FORCE: 26.69 N [6 LB] MIN.
 3. DELETED.
 4. DELETED.
 5. PRODUCT TO BE PACKAGED PER PACKAGING STANDARD CO-HD-WI-3040-M.


UNLESS OTHERWISE SPECIFIED, DIMENSIONS ARE IN MILLIMETERS [INCHES]. TOLERANCES ARE: DECIMALS ANGLES .X: ±0.3 [.01] 5° .XX: ±0.13 [.005] .XXX: ±0.051 [.0020]	PROPRIETARY NOTE THIS DOCUMENT CONTAINS INFORMATION CONFIDENTIAL AND PROPRIETARY TO SAMTEC, INC. AND SHALL NOT BE REPRODUCED OR TRANSFERRED TO OTHER DOCUMENTS OR DISCLOSED TO OTHERS OR USED FOR ANY PURPOSE OTHER THAN THAT WHICH IT WAS OBTAINED WITHOUT THE EXPRESSED WRITTEN CONSENT OF SAMTEC, INC.	520 PARK EAST BLVD, NEW ALBANY, IN 47150 PHONE: 812-944-6733 FAX: 812-948-5047 e-Mail: info@SAMTEC.com code: 55322



IN-PROCESS 1
 STRIP AND TIN INNER CONDUCTOR



IN-PROCESS 2
 ADD HEAT SHRINK TUBE AND FERRULE

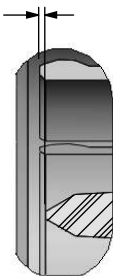


IN-PROCESS 3
 FLARE SHIELD

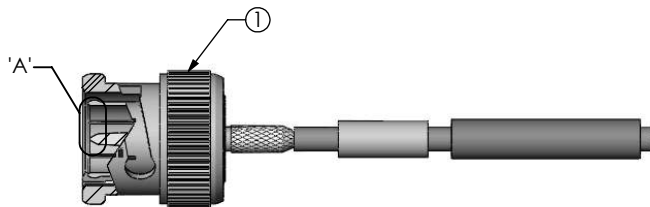


IN-PROCESS 4
 SOLDER SIGNAL PIN, OR CRIMP
 (USE DANIELS WA22CJ TOOL AND K1764 POSITIONER, CRIMP ON SETTING 7)

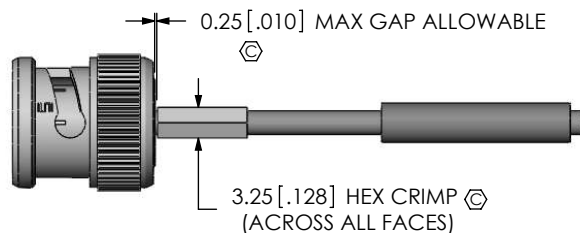
0.16 [.006] REF
 (TO CENTER CONTACT)



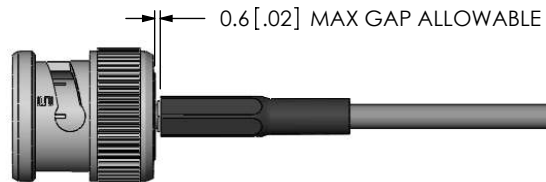
DETAIL 'A'
 SCALE 5:1



IN-PROCESS 5
 ADD SUB ASSEMBLY



IN-PROCESS 6
 CRIMP FERRULE
 (USE RF CRIMP HAND TOOL #CAT-HT-126667-21 OR EQUIVALENT)



IN-PROCESS 7
 APPLY HEAT SHRINK TUBE

PROPRIETARY NOTE

THIS DOCUMENT CONTAINS INFORMATION
 CONFIDENTIAL AND PROPRIETARY TO
 SAMTEC, INC. AND SHALL NOT BE REPRODUCED
 OR TRANSFERRED TO OTHER DOCUMENTS OR
 DISCLOSED TO OTHERS OR USED FOR ANY
 PURPOSE OTHER THAN THAT WHICH IT WAS
 OBTAINED WITHOUT THE EXPRESSED WRITTEN
 CONSENT OF SAMTEC, INC.

DO NOT SCALE DRAWING

SHEET SCALE: 1.25:1



520 PARK EAST BLVD, NEW ALBANY, IN 47150
 PHONE: 812-944-6733 FAX: 812-948-5047
 e-Mail: info@SAMTEC.com code: 55322

DESCRIPTION:
 TRUE 75 OHM, BNC DIE CAST ST PLUG, RG179

DWG. NO.
 BNC7T-P-C-XX-ST-CA3DX

BY: T. MEEK 11/17/2009 SHEET 2 OF 2