

176271-4 ✓ ACTIVE

AMP Universal Power

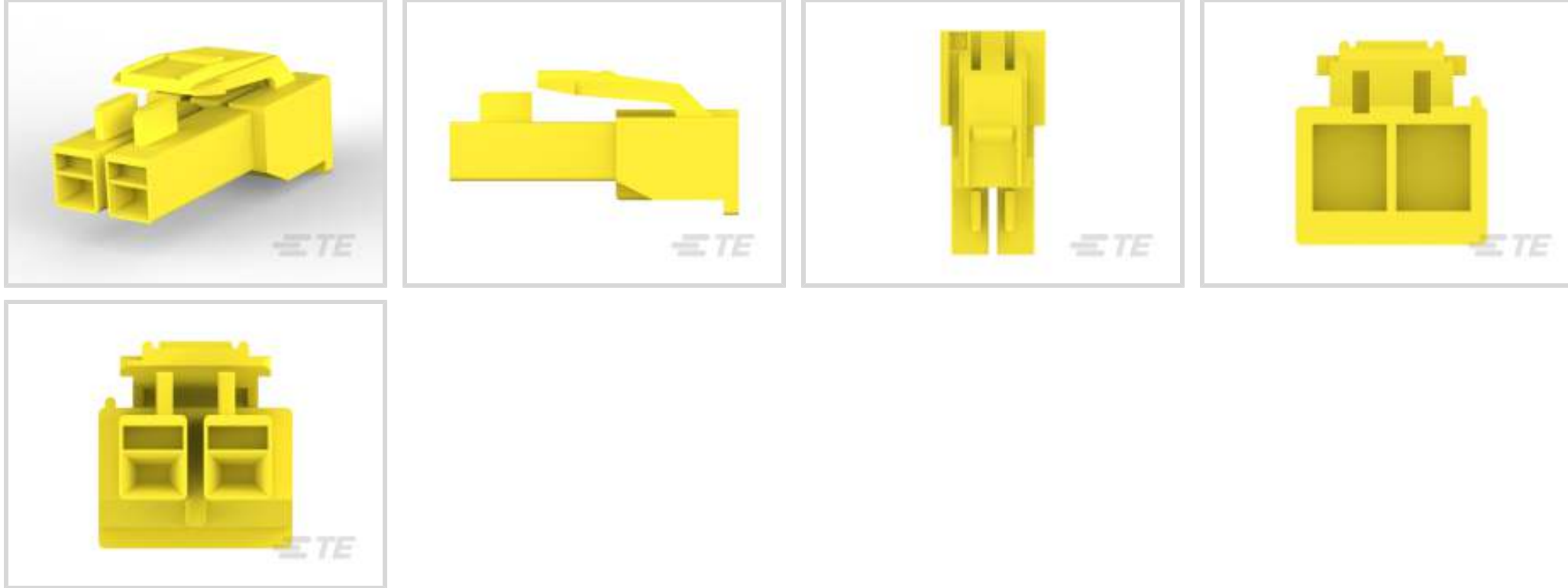
TE Internal #: 176271-4

Rectangular Power Connectors, Housing, Plug, Wire-to-Wire, 2 Position, 3.96 mm [.156 in] Centerline, Wire & Cable, UL 94V-0, AMP Universal Power

[View on TE.com >](#)



Connectors > Power Connectors > Rectangular Power > Rectangular Power Connectors



Rectangular Power Connector Type: **Housing**

Connector & Housing Type: **Plug**

Connector System: **Wire-to-Wire**

Number of Positions: **2**

Centerline (Pitch): **3.96 mm [.156 in]**

Features

Product Type Features

Rectangular Power Connector Type	Housing
Connector & Housing Type	Plug
Connector System	Wire-to-Wire
Sealable	No
Connector & Contact Terminates To	Wire & Cable

Configuration Features

Number of Positions	2
Number of Power Positions	0
Number of Signal Positions	0
Number of Rows	1

Electrical Characteristics

Operating Voltage	300 VAC
-------------------	---------

Contact Features

Contact Layout	Inline
----------------	--------



Contact Retention Within Housing	Without
----------------------------------	---------

Contact Type	Receptacle
--------------	------------

Termination Features

Termination Method to Wire & Cable	Crimp
------------------------------------	-------

Mechanical Attachment

Strain Relief	Without
---------------	---------

Mating Alignment Type	Polarization
-----------------------	--------------

Mating Retention	With
------------------	------

Mating Alignment	Without
------------------	---------

Panel Mount Feature	Without
---------------------	---------

PCB Mount Retention	Without
---------------------	---------

Mating Retention Type	Latch
-----------------------	-------

Connector Mounting Type	Cable Mount (Free-Hanging)
-------------------------	----------------------------

Housing Features

Centerline (Pitch)	3.96 mm [.156 in]
--------------------	-------------------

Housing Color	Yellow
---------------	--------

Housing Material	PA 6/6
------------------	--------

Dimensions

Connector Height	10.05 mm
------------------	----------

Product Length	9.06 mm
----------------	---------

Usage Conditions

Operating Temperature Range	-30 – 105 °C [-22 – 221 °F]
-----------------------------	-----------------------------

Operation/Application

Circuit Application	Power & Signal
---------------------	----------------

Industry Standards

UL Flammability Rating	UL 94V-0
------------------------	----------

Glow Wire Rating	Standard Part - Not Glow Wire
------------------	-------------------------------

Packaging Features

Packaging Quantity	1000
--------------------	------

Packaging Method	Bag
------------------	-----

Product Compliance





[For compliance documentation, visit the product page on TE.com>](#)

EU RoHS Directive 2011/65/EU	Compliant
EU ELV Directive 2000/53/EC	Compliant
China RoHS 2 Directive MIIT Order No 32, 2016	No Restricted Materials Above Threshold
EU REACH Regulation (EC) No. 1907/2006	Current ECHA Candidate List: JUNE 2023 (235) Candidate List Declared Against: JUNE 2023 (235) Does not contain REACH SVHC
Halogen Content	Low Halogen - Br, Cl, F, I < 900 ppm per homogenous material. Also BFR/CFR/PVC Free
Solder Process Capability	Not applicable for solder process capability

Product Compliance Disclaimer

This information is provided based on reasonable inquiry of our suppliers and represents our current actual knowledge based on the information they provided. This information is subject to change. The part numbers that TE has identified as EU RoHS compliant have a maximum concentration of 0.1% by weight in homogenous materials for lead, hexavalent chromium, mercury, PBB, PBDE, DBP, BBP, DEHP, DIBP, and 0.01% for cadmium, or qualify for an exemption to these limits as defined in the Annexes of Directive 2011/65/EU (RoHS2). Finished electrical and electronic equipment products will be CE marked as required by Directive 2011/65/EU. Components may not be CE marked. Additionally, the part numbers that TE has identified as EU ELV compliant have a maximum concentration of 0.1% by weight in homogenous materials for lead, hexavalent chromium, and mercury, and 0.01% for cadmium, or qualify for an exemption to these limits as defined in the Annexes of Directive 2000/53/EC (ELV). Regarding the REACH Regulation, the information TE provides on SVHC in articles for this part number is based on the latest European Chemicals Agency (ECHA) 'Guidance on requirements for substances in articles' posted at this URL: <https://echa.europa.eu/guidance-documents/guidance-on-reach>

Compatible Parts

 <p>TE Part # 175156-2 U/P REC CONT L/P</p>	 <p>TE Part # 175155-1 UNIV POWER REC CONT L/P</p>	 <p>TE Part # 178495-1 UP 3.96 2P DIP HDR NAT</p>	 <p>TE Part # 9-176975-1 AMP UNIVERSAL POWER PLG 2P PCB</p>
--	--	--	--




TE Part # 176282-4
AMP UNIVERSAL POWER CAP 2P



TE Part # 176282-1
AMP UNIVERSAL POWER CAP 2P



TE Part # 175151-1
AMP UNIVERSAL POWER REC CONT.



TE Part # 175152-1
UNIVERSAL POWER REC



TE Part # 175151-2
AMP UNIVE. POWER CONN REC CONT



TE Part # 175155-2
U/P REC CONT L/P



TE Part # 175156-1
UNIV POWER REC CONT L/P



TE Part # 176282-2
AMP UNIVERSAL POWER CAP 2P



TE Part # 178495-9
UP 3.96 2P DIP HDR BLACK



TE Part # 176292-1
UNIV POWER CAP HSG 2P P/MOUNT




TE Part # 176282-6
AMP UNIVERSAL POWER CAP 2P



TE Part # 175152-2
AMP UNIVE. POWER CONN REC CONT



TE Part # 175151-5
AMP UNIVERSAL POWER CONN.REC C



TE Part # 1-176975-1
AMP UNIVERSAL POWER PLG 2P PCB




TE Part # 1-176975-9
UNIV POWER HDR ASSY 2P BLACK




TE Part # 176975-2
UNIV POWER HDR ASSY 2P RED


Also in the Series | AMP Universal Power




Connector Contacts(1)



Insertion & Extraction Tools(1)

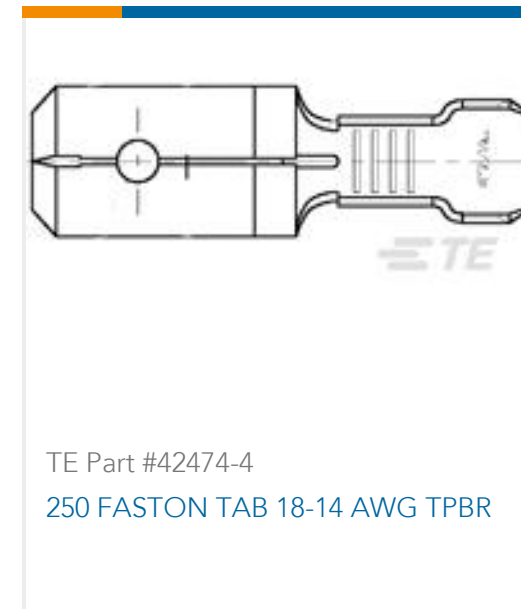


Power Contacts(21)



Rectangular Power Connectors(169)

Customers Also Bought



Documents

Product Drawings

AMP UNIVERSAL POWER PLUG 2P

English

CAD Files

Customer View Model

[ENG_CVM_CVM_176271-4_H.2d_dxf.zip](#)

English

3D PDF

3D

Customer View Model

[ENG_CVM_CVM_176271-4_H.3d_igs.zip](#)

English

Customer View Model

[ENG_CVM_CVM_176271-4_H.3d_stp.zip](#)

English

By downloading the CAD file I accept and agree to the [Terms and Conditions](#) of use.

Product Specifications

Crimping of Universal Power Contact

English

Product Specification

Japanese

AMP Universal Power Connector

Japanese

Product Environmental Compliance



[MD_176271-4_053120182151_dmtec](#)

English

[MD_176271-4_053120182151_dmtec](#)

English

Instruction Sheets

[AMP UNIVERSAL POWER CONNECTOR SERIES](#)

English

[Instruction Sheet \(non U.S.\)](#)

English

Agency Approvals

[UL Report](#)

English