

5-555012-2 ✓ ACTIVE

CHAMP | CHAMP Docking Connectors

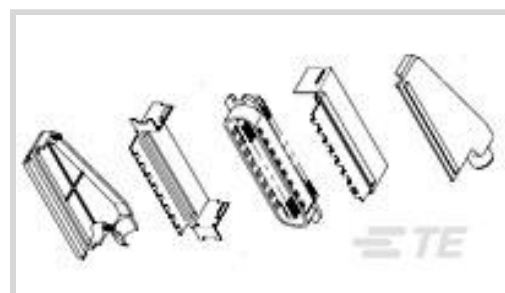
TE Internal #: 5-555012-2

IDC D-Sub Connectors, Plug, .14 mm² / .09 mm² / .1 mm² Stranded Wire, 26 AWG / 28 AWG / 27 AWG Stranded Wire, Shielded, CHAMP Docking Connectors

[View on TE.com >](#)



Connectors > D-Shaped Connectors > D-Sub Connectors > IDC D-Sub Connectors > IDC D-Sub: Connector Kit, Plug, Signal, 2.16 mm



Connector & Housing Type: **Plug**

Stranded Wire Size: .09 mm², .1 mm², .14 mm²

Shielded: **Yes**

Connector System: **Cable-to-Cable**

[All IDC D-Sub: Connector Kit, Plug, Signal, 2.16 mm \(15\)](#)

Features

Product Type Features

Connector Kit Type	Connector Kit
Connector & Housing Type	Plug
Connector System	Cable-to-Cable
Connector Product Type	Connector Kit
Connector & Contact Terminates To	Wire & Cable

Configuration Features

Number of Positions	50
Number of Rows	2
Compatible With Wire & Cable Type	Discrete Wire, Round Jacketed Cable

Body Features

Insert Material	ABS Molding Compound
Cable Exit Angle	90°
Shield Plating Material	Nickel
Shield Material	Carbon Steel
Connector Profile	Standard

Contact Features

	30 μin
--	--------



Contact Mating Area Plating Material	Gold, Gold Flash, Gold Flash over Palladium Nickel
--------------------------------------	--

Contact Underplating Material	Palladium Nickel
-------------------------------	------------------

Contact Current Rating (Max)	.5 A, 1 A
------------------------------	-----------

Mechanical Attachment

Mating Retention	With
------------------	------

Mating Retention Type	Screwlocks
-----------------------	------------

Connector Mounting Type	Cable Mount (Free-Hanging)
-------------------------	----------------------------

Housing Features

Housing Material	Polyphenylene Oxide
------------------	---------------------

Centerline (Pitch)	2.16 mm[.085 in]
--------------------	------------------

Dimensions

Accepts Cable Insulation Diameter Range	1.14 mm[.045 in]
---	------------------

	.045 in
--	---------

Stranded Wire Size	.09 mm ² , .1 mm ² , .14 mm ²
--------------------	--

Wire Size	26 AWG, 27 AWG
-----------	----------------

Usage Conditions

Operating Temperature Range	-40 – 75 °C[-40 – 167 °F]
-----------------------------	---------------------------

Operation/Application

Shielded	Yes
----------	-----

Circuit Application	Signal
---------------------	--------

Packaging Features

Packaging Quantity	500
--------------------	-----

Packaging Method	Package
------------------	---------

Product Compliance

[For compliance documentation, visit the product page on TE.com>](#)

EU RoHS Directive 2011/65/EU	Compliant
------------------------------	-----------

EU ELV Directive 2000/53/EC	Compliant
-----------------------------	-----------

China RoHS 2 Directive MIIT Order No 32, 2016	No Restricted Materials Above Threshold
---	---

EU REACH Regulation (EC) No. 1907/2006	Current ECHA Candidate List: JUNE 2023 (235)
--	--



Candidate List Declared Against: JAN 2021 (211)

Does not contain REACH SVHC

Halogen Content

Not Low Halogen - contains Br or Cl > 900 ppm.

Solder Process Capability

Not applicable for solder process capability



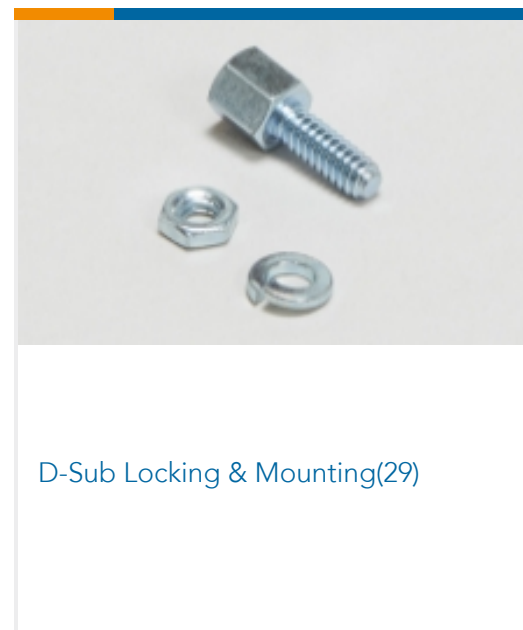
Product Compliance Disclaimer

This information is provided based on reasonable inquiry of our suppliers and represents our current actual knowledge based on the information they provided. This information is subject to change. The part numbers that TE has identified as EU RoHS compliant have a maximum concentration of 0.1% by weight in homogenous materials for lead, hexavalent chromium, mercury, PBB, PBDE, DBP, BBP, DEHP, DIBP, and 0.01% for cadmium, or qualify for an exemption to these limits as defined in the Annexes of Directive 2011/65/EU (RoHS2). Finished electrical and electronic equipment products will be CE marked as required by Directive 2011/65/EU. Components may not be CE marked. Additionally, the part numbers that TE has identified as EU ELV compliant have a maximum concentration of 0.1% by weight in homogenous materials for lead, hexavalent chromium, and mercury, and 0.01% for cadmium, or qualify for an exemption to these limits as defined in the Annexes of Directive 2000/53/EC (ELV). Regarding the REACH Regulation, the information TE provides on SVHC in articles for this part number is based on the latest European Chemicals Agency (ECHA) 'Guidance on requirements for substances in articles' posted at this URL: <https://echa.europa.eu/guidance-documents/guidance-on-reach>

Compatible Parts



Also in the Series | CHAMP Docking Connectors





IDC D-Sub Connectors(77)



PCB D-Sub Connectors(1)

Customers Also Bought



TE Part #206070-8
CABLE CLAMP KIT #17



TE Part #DT04-2P
REC, 2P, GRY, N



TE Part #DT06-2S
PLG, 2P, GRY, N



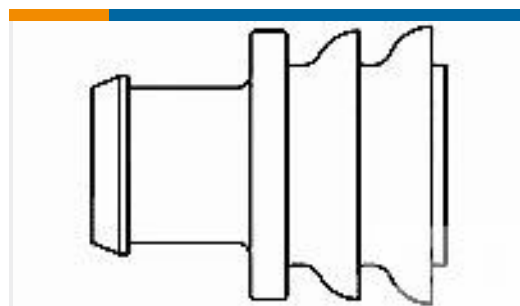
TE Part #W2P
Wedgelocks: DEUTSCH DT



TE Part #0462-201-16141
DEUTSCH Solid Contacts



TE Part #282104-1
AMP SUPERSEAL 1.5MM,
CONNECTOR HOUSING



TE Part #281934-2
SINGLE WIRE SEAL

Documents

Product Drawings

[PLUG KIT, POST MLDG, E SLOT](#)

English

CAD Files

[3D PDF](#)

English

Customer View Model

[ENG_CVM_5-555012-2_J.2d_dxf.zip](#)

English

Customer View Model

[ENG_CVM_5-555012-2_J.3d_igs.zip](#)

English

Customer View Model

[ENG_CVM_5-555012-2_J.3d_stp.zip](#)

English

By downloading the CAD file I accept and agree to the [Terms and Conditions](#) of use.



Product Specifications

Application Specification

English

Agency Approvals

CSA Certificate

English