

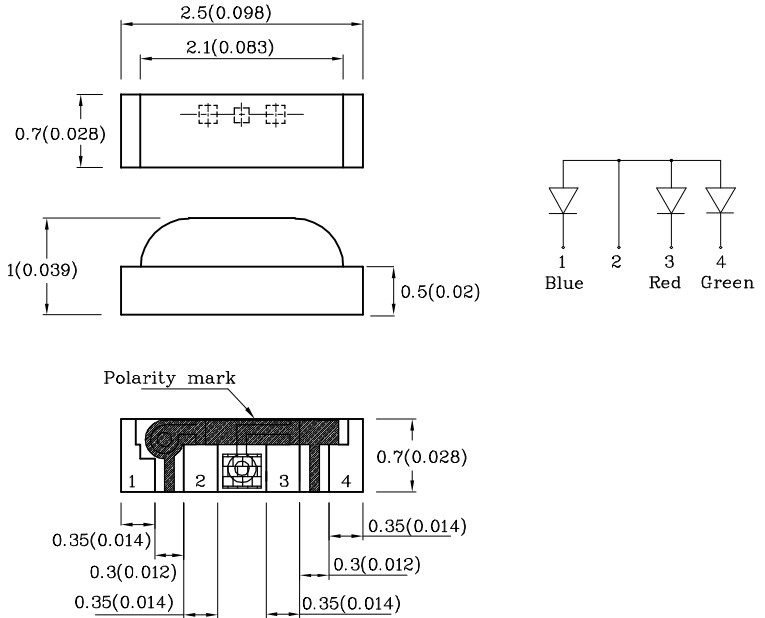
### Features

- 2.5x0.7x1.0mm right angle SMD LED
- Ideal for indication on hand held products
- Low current operation
- Standard Package: 3,000pcs/ Reel
- MSL (Moisture Sensitivity Level): 3
- Halogen-free
- RoHS compliant



**ATTENTION**  
OBSERVE PRECAUTIONS  
FOR HANDLING  
ELECTROSTATIC  
DISCHARGE  
SENSITIVE  
DEVICES

### Package Schematics



#### Notes:

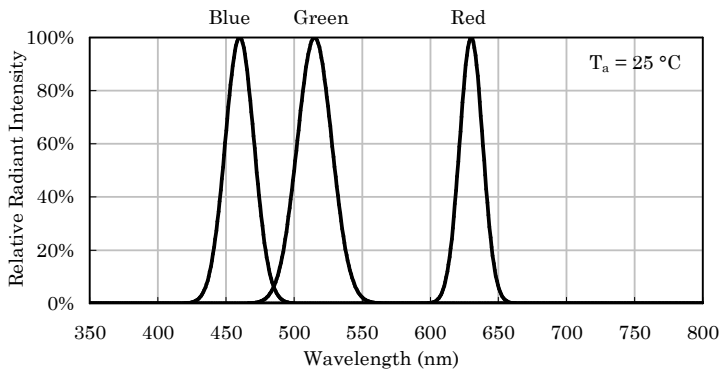
1. All dimensions are in millimeters (inches).
2. Tolerance is  $\pm 0.15(0.006)$ " unless otherwise noted.
3. Specifications are subject to change without notice.

Absolute Maximum Ratings ( $T_A=25^\circ\text{C}$ )		Blue (InGa N)	Red (AlGaI nP)	Green (InGa N)	Unit	Operating Characteristics ( $T_A=25^\circ\text{C}$ )		Blue (InGa N)	Red (AlGaI nP)	Green (InGa N)	Unit
Reverse Voltage	$V_R$	5	5	5	V	Forward Voltage (Typ.) ( $I_F=2\text{mA}$ )	$V_F$	2.65	1.8	2.65	V
Forward Current	$I_F$	30	30	25	mA	Forward Voltage (Max.) ( $I_F=2\text{mA}$ )	$V_F$	3.1	2.1	3.1	V
Forward Current (Peak) 1/10 Duty Cycle 0.1ms Pulse Width	$i_{FS}$	150	195	150	mA	Reverse Current (Max.) ( $V_R=5\text{V}$ )	$I_R$	50	10	50	$\mu\text{A}$
Power Dissipation	$P_D$	120	75	102.5	mW	Wavelength of Peak Emission CIE127-2007*(Typ.) ( $I_F=2\text{mA}$ )	$\lambda_P$	460*	630*	515*	nm
Electrostatic Discharge Threshold (HBM)		250	3000	450	V	Wavelength of Dominant Emission CIE127-2007* (Typ.) ( $I_F=2\text{mA}$ )	$\lambda_D$	465*	621*	525*	nm
Operating Temperature	$T_A$	-40 ~ +85			$^\circ\text{C}$	Spectral Line Full Width At Half-Maximum (Typ.) ( $I_F=2\text{mA}$ )	$\Delta\lambda$	25	20	35	nm
Storage Temperature	$T_{stg}$					Capacitance (Typ.) ( $V_F=0\text{V}$ , $f=1\text{MHz}$ )	C	100	25	45	pF

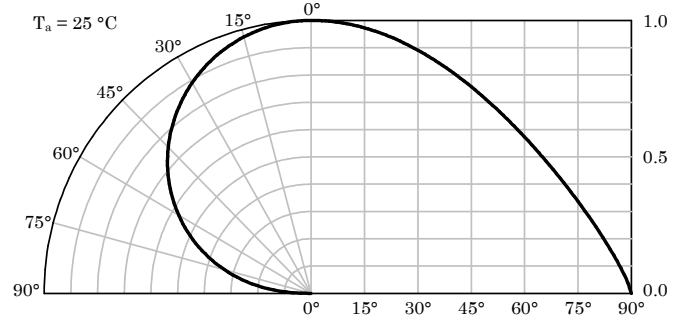
A Relative Humidity between 40% and 60% is recommended in ESD-protected work areas to reduce static build up during assembly process (Reference JEDEC/JESD625-A and JEDEC/J-STD-033)

Part Number	Emitting Color	Emitting Material	Lens-color	Luminous Intensity CIE127-2007* ( $I_F=2\text{mA}$ ) mcd		Wavelength CIE127-2007* nm $\lambda_P$	Viewing Angle 2 $\theta$ 1/2
				min.	typ.		
XZCCBDMEDGK161W	Blue	InGaN	Water Clear	4*	9*	460*	130°
	Red	AlGaInP		6*	9*	630*	
	Green	InGaN		20*	59*	515*	

\*Luminous intensity value and wavelength are in accordance with CIE127-2007 standards.

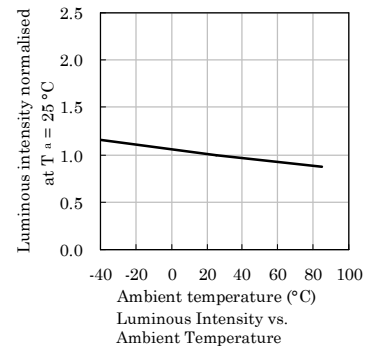
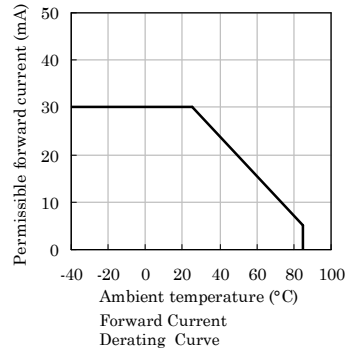
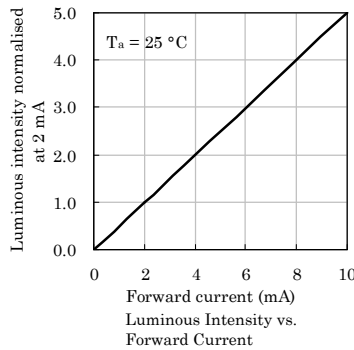
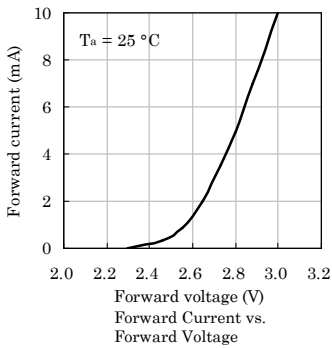


Relative Intensity Vs. CIE Wavelength

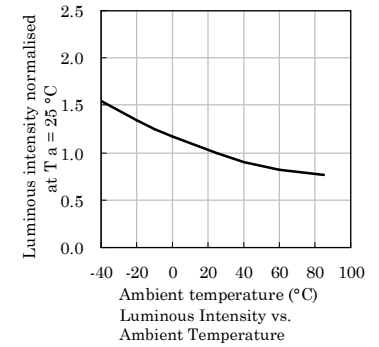
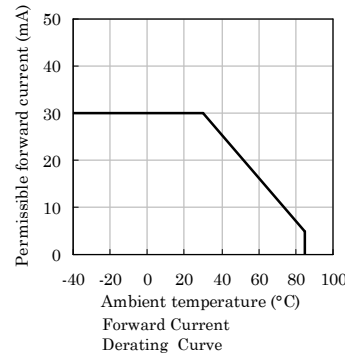
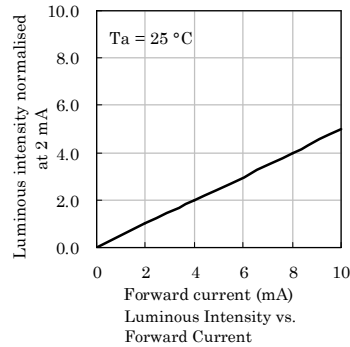
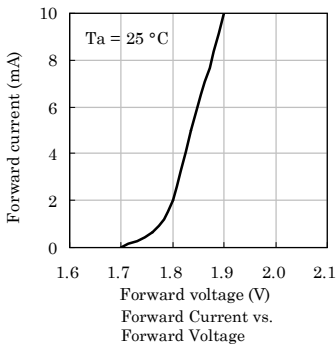


Spatial Distribution

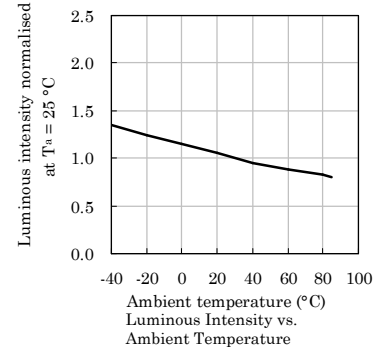
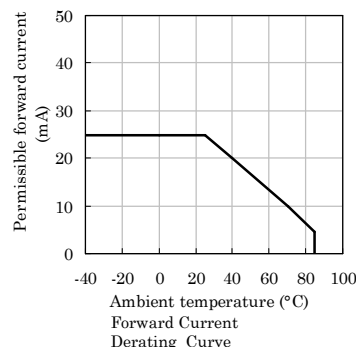
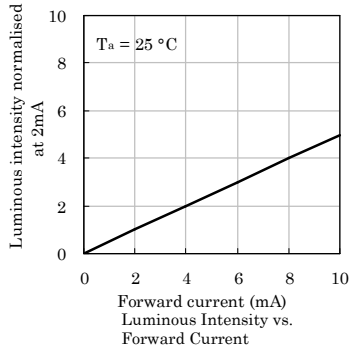
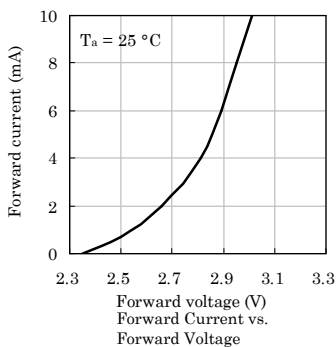
❖ Blue



❖ Red

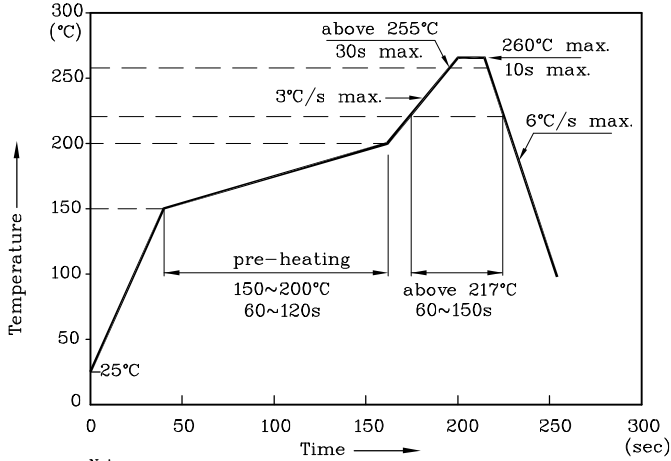


❖ Green



❖ LED is recommended for reflow soldering and soldering profile is shown below.

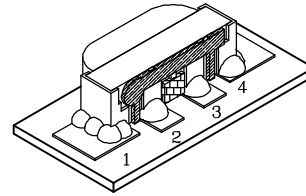
Reflow Soldering Profile for SMD Products (Pb-Free Components)



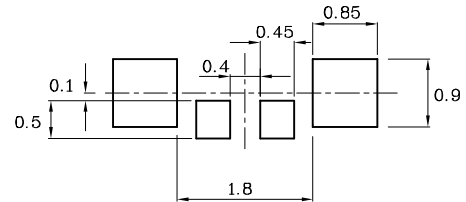
Notes:

1. All temperatures refer to the center of the package, measured on the package body surface facing up during reflow.
2. Do not apply any stress to the LED during high temperature conditions.
3. Maximum number of soldering passes: 2

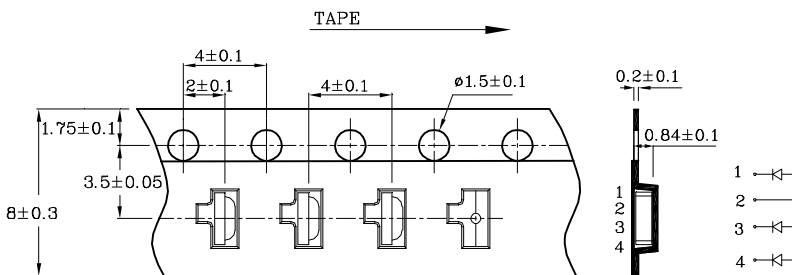
❖ The device has a single mounting surface. The device must be mounted according to the specifications.



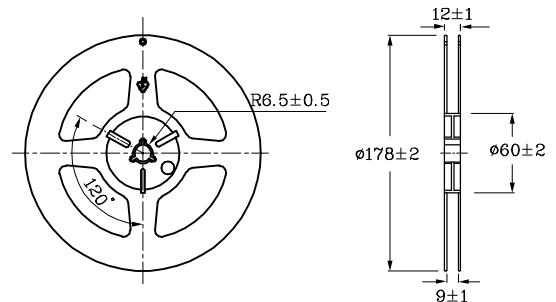
❖ Recommended Soldering Pattern (Units : mm; Tolerance: ± 0.1)



❖ Tape Specification (Units : mm)



❖ Reel Dimension (Units : mm)




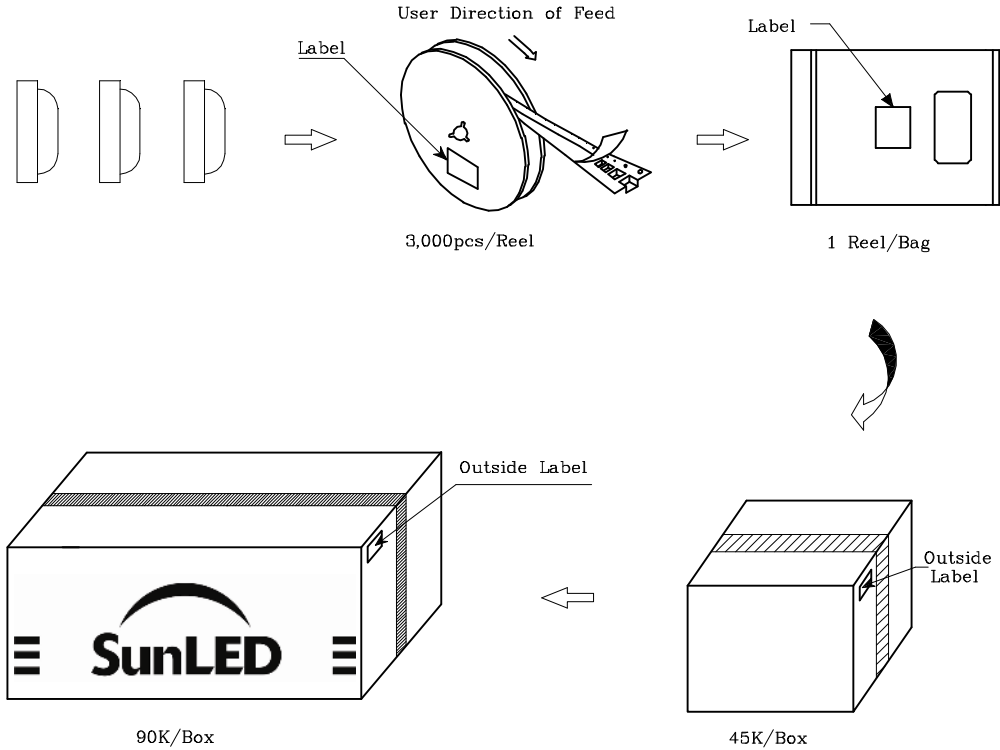
Remarks:

If special sorting is required (e.g. binning based on forward voltage, Luminous intensity / luminous flux, or wavelength), the typical accuracy of the sorting process is as follows:

1. Wavelength: +/-1nm
2. Luminous intensity / luminous flux: +/-15%
3. Forward Voltage: +/-0.1V

Note: Accuracy may depend on the sorting parameters.

**PACKING & LABEL SPECIFICATIONS**



**TERMS OF USE**

1. Data presented in this document reflect statistical figures and should be treated as technical reference only.
2. Contents within this document are subject to improvement and enhancement changes without notice.
3. The product(s) in this document are designed to be operated within the electrical and environmental specifications indicated on the datasheet.  
User accepts full risk and responsibility when operating the product(s) beyond their intended specifications.
4. The product(s) described in this document are intended for electronic applications in which a person's life is not reliant upon the LED. Please consult with a SunLED representative for special applications where the LED may have a direct impact on a person's life.
5. The contents within this document may not be altered without prior consent by SunLED.
6. Additional technical notes are available at <https://www.SunLEDusa.com/TechnicalNotes.asp>