



STR15100SS

Low V_F Schottky Barrier Rectifier

Voltage 100 V **Current** 15 A

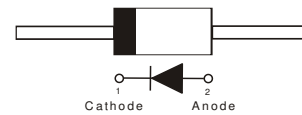
Features

- Low forward voltage drop
- Low power loss, high efficiency
- High surge current capability
- Lead free in compliance with EU RoHS 2.0
- Green molding compound as per IEC 61249 standard

Mechanical Data

- Case : DO-201AD Package
- Terminals : Solderable per MIL-STD-750, Method 2026
- Approx. Weight : 1.122 grams

DO-201AD



Maximum Ratings and Thermal Characteristics (T_A = 25 °C unless otherwise noted)

PARAMETER	SYMBOL	LIMIT	UNITS
Maximum Repetitive Peak Reverse Voltage	V _{RRM}	100	V
Maximum RMS Voltage	V _{RMS}	70	V
Maximum DC Blocking Voltage	V _{DC}	100	V
Maximum Average Forward Current	I _{F(AV)}	15	A
Typical Junction Capacitance Measured at 1 MHz And Applied V _R = 4V	C _J	800	pF
Typical Thermal Resistance	(Note 1) R _{θJC}	16	°C/W
	(Note 1) R _{θJL}	9.6	
Operating Junction Temperature Range	T _J	-55~150	°C
Storage Temperature Range	T _{STG}	-55~150	°C



STR15100SS

Electrical Characteristics ($T_A = 25\text{ }^\circ\text{C}$ unless otherwise noted)

PARAMETER	SYMBOL	TEST CONDITION	MIN.	TYP.	MAX.	UNITS
Forward Voltage	V_F	$I_F = 1\text{ A}, T_J = 25\text{ }^\circ\text{C}$	-	0.39	-	V
		$I_F = 5\text{ A}, T_J = 25\text{ }^\circ\text{C}$	-	0.5	-	
		$I_F = 15\text{ A}, T_J = 25\text{ }^\circ\text{C}$	-	-	0.75	
		$I_F = 1\text{ A}, T_J = 125\text{ }^\circ\text{C}$	-	0.27	-	
		$I_F = 5\text{ A}, T_J = 125\text{ }^\circ\text{C}$	-	0.45	-	
		$I_F = 15\text{ A}, T_J = 125\text{ }^\circ\text{C}$	-	0.62	-	
Reverse Current ^(Note 2)	I_R	$V_R = 80\text{ V}, T_J = 25\text{ }^\circ\text{C}$	-	4	-	μA
		$V_R = 100\text{ V}, T_J = 25\text{ }^\circ\text{C}$	-	-	50	
		$V_R = 100\text{ V}, T_J = 125\text{ }^\circ\text{C}$	-	6.3	-	mA

NOTES :

1. Mounted on a FR-4 PCB, single-sided copper, with 100cm² copper pad area.
2. Short duration pulse test used to minimize self-heating effect.



STR15100SS

TYPICAL CHARACTERISTIC CURVES

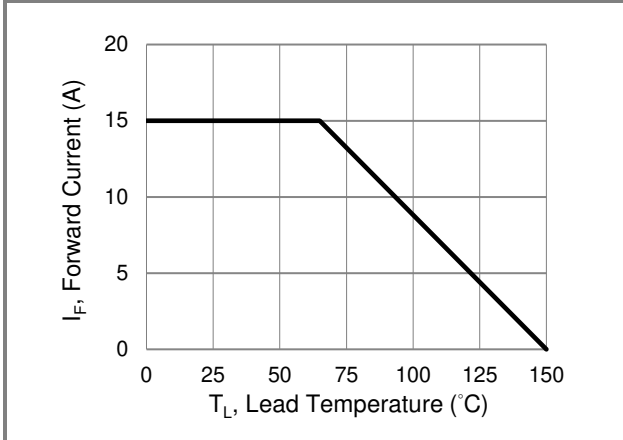


Fig.1 Forward Current Derating Curve

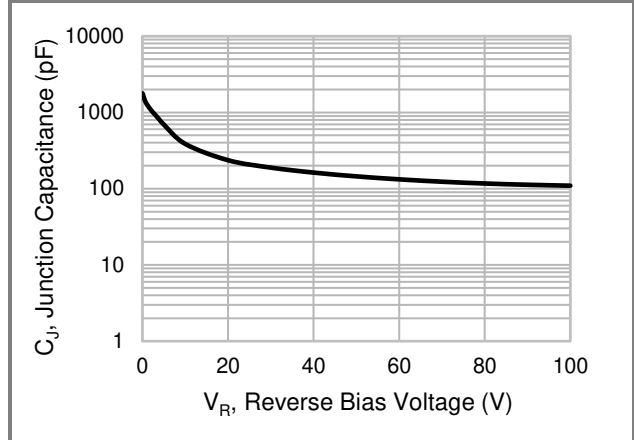


Fig.2 Typical Junction Capacitance

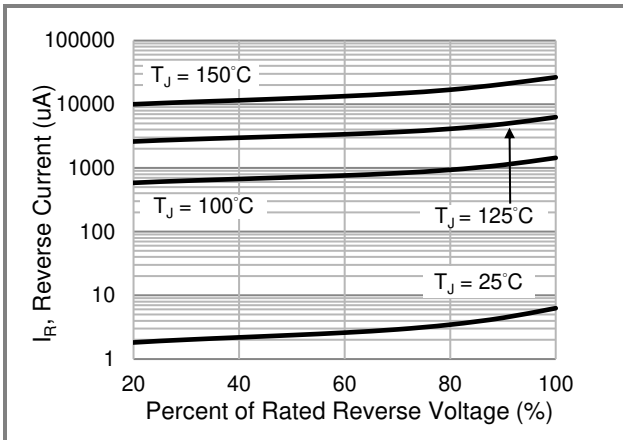


Fig.3 Typical Reverse Characteristics

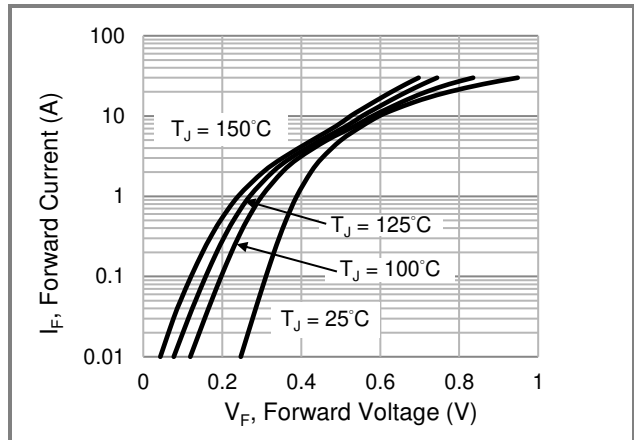


Fig.4 Typical Forward Characteristics

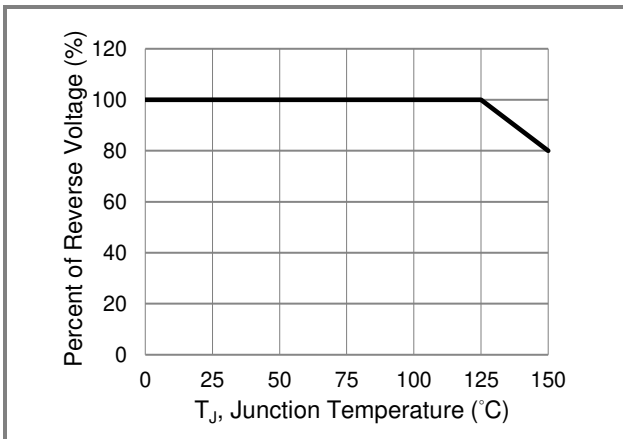


Fig.5 Operating Temperature Derating Curve

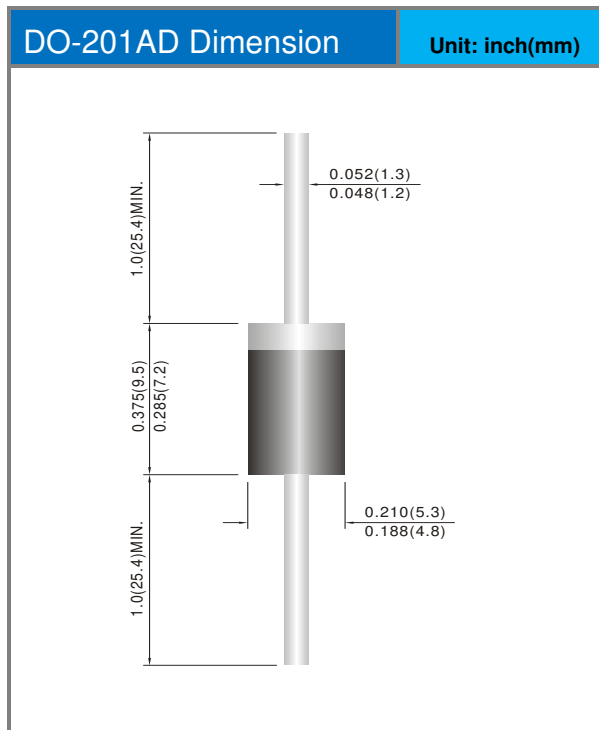


STR15100SS

Part No. Packing Code Version

Part No. Packing Code	Package Type	Packing Type	Marking	Version
STR15100SS_AY_00301	DO-201AD	1250pcs / Ammo	STR15100SS	Halogen free RoHS compliant

Packaging Information





STR15100SS

Disclaimer

- Reproducing and modifying information of the document is prohibited without permission from Panjit International Inc..
- Panjit International Inc. reserves the rights to make changes of the content herein the document anytime without notification. Please refer to our website for the latest document.
- Panjit International Inc. disclaims any and all liability arising out of the application or use of any product including damages incidentally and consequentially occurred.
- Panjit International Inc. does not assume any and all implied warranties, including warranties of fitness for particular purpose, non-infringement and merchantability.
- Applications shown on the herein document are examples of standard use and operation. Customers are responsible in comprehending the suitable use in particular applications. Panjit International Inc. makes no representation or warranty that such applications will be suitable for the specified use without further testing or modification.
- The products shown herein are not designed and authorized for equipments requiring high level of reliability or relating to human life and for any applications concerning life-saving or life-sustaining, such as medical instruments, transportation equipment, aerospace machinery et cetera. Customers using or selling these products for use in such applications do so at their own risk and agree to fully indemnify Panjit International Inc. for any damages resulting from such improper use or sale.
- Since Panjit uses lot number as the tracking base, please provide the lot number for tracking when complaining.