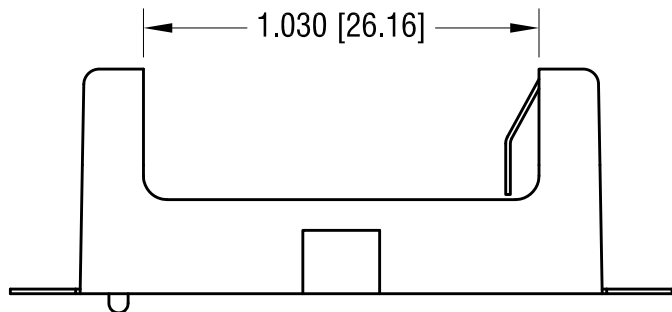
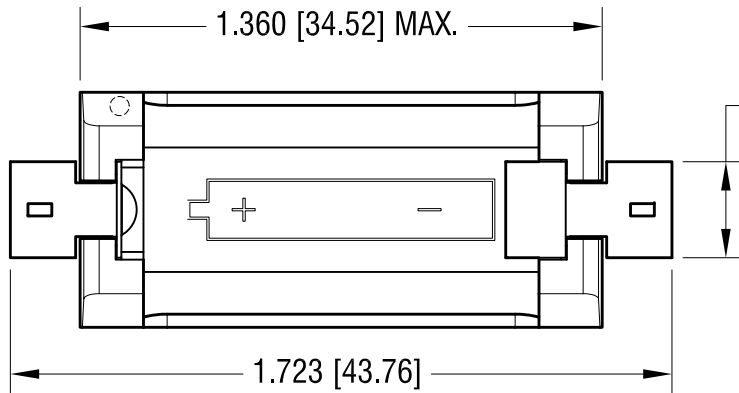
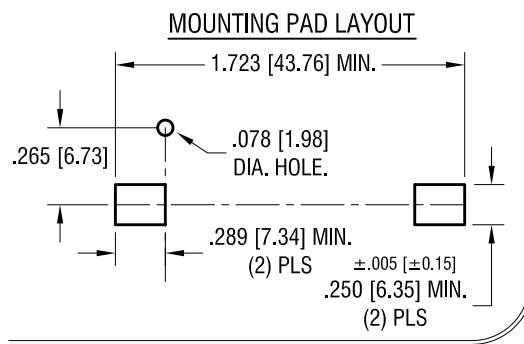
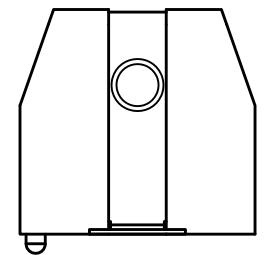


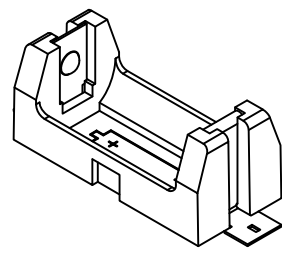
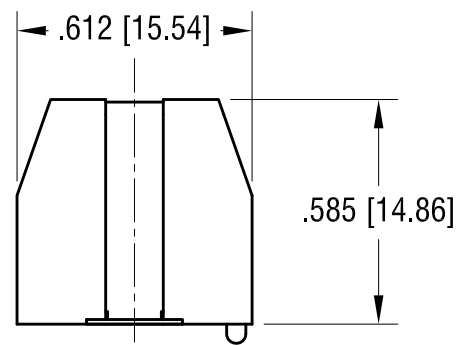
DATE	DESCRIPTION	REV.
10.09.13	CHANGE AS PER ECN 13-096	A



.250 [6.35]
(2) PLS



.050 [1.27] DIA. x
.050 [1.27] L. LEG



ACTUAL SIZE

THIS DOCUMENT IS THE PROPERTY OF KEYSTONE ELECTRONICS CORP. AND SHALL NOT BE REPRODUCED, DISTRIBUTED OR USED AS A BASIS FOR MANUFACTURE WITHOUT PRIOR WRITTEN PERMISSION FROM KEYSTONE ELECTRONICS CORP.

- NOTE:
1. BASE:
MAT'L: HEAT RESISTANCE NYLON (UL94V-0)
STANYL 46 OR EQUIVALENT
 2. CONTACT:
MAT'L: .012 [0.30] THK STAINLESS STEEL
FINISH: GOLD FLASH, OVER NICKEL PLATE.

KEYSTONE ELECTRONICS CORP.			
www.keyelco.com • ASTORIA, N.Y. 11105-2017 • Tel (718) 956-8900			
PART NAME		SM POLARIZED HOLDER, CR2	
MATERIAL		AS NOTED	
FINISH	AS NOTED	DRN BY	NT
		DATE	1.19.12
		APPD	LN
		SCALE	2X
TOLERANCES	INCH [MM]	CODE	DWG NO.
DECIMAL	± .010 [± 0.25]	C	1010
ANGULAR	± 1°		
UNLESS OTHERWISE SPECIFIED			