

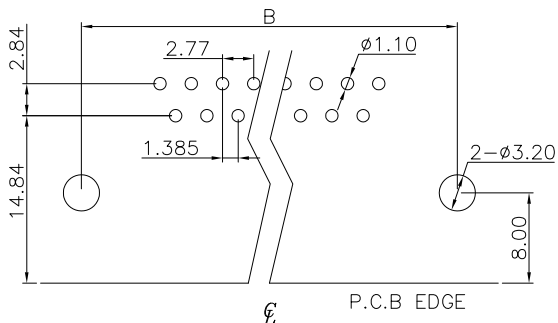
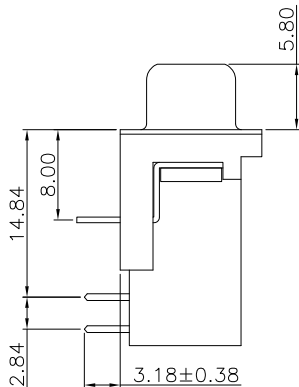
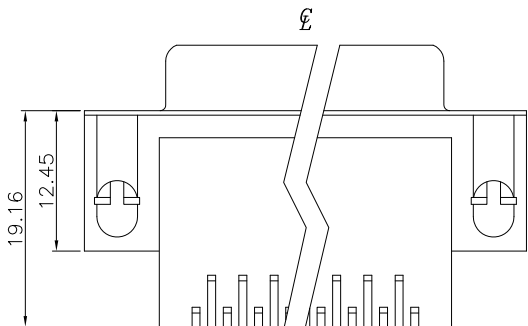
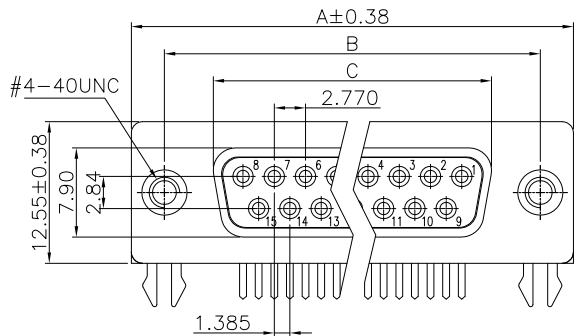
This document is the property of Amphenol Corporation and is delivered on the express condition that it is not to be disclosed, reproduced or used, in whole or in part, for manufacture or sale by anyone other than Amphenol Corporation without its prior consent, & that no right is granted to disclose or to use any information in this document.

Customer drawing

REVISIONS				
SYM	ECN	DESCRIPTION	DATE	APPROVED
1	HK--	First Release Drawing	08/27/13	IP

D-SUB TECHNICAL DATA

SHELL : SPCC, 100u" Tin Over 50u" min nickel over 50u" min Copper
 BODY : PBT, UL 94V-0, Color:Black.
 CONTACTS : Copper Alloy.
 30u" Gold over 50u" min nickel on mating area.
 100u" min tin over 50u" min nickel on solder area
 BOARDLOCK : Copper Alloy, Tin Plated.
 RIVET : Copper Alloy. Nickel Plated.
 ELECTRICAL : Voltage rating :250 VAC(RMS) Max
 Current rating :3A
 Withstanding Voltage >1000 VAC(RMS)
 Insulation resistance >1000 M Ohms
 Contact resistance 25 mOhms max.
 MARKING : Amphenol...(Series No.)
 Commercial reference
 Manufacturing date

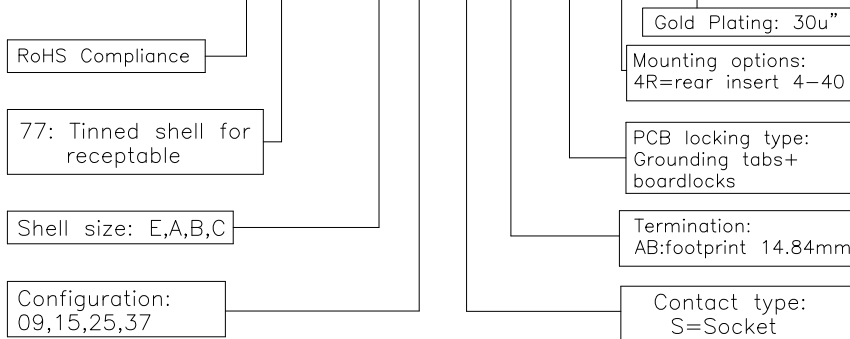


RECOMMENDED P.C.B LAYOUT
(TOLERANCE +/-0.05)



PRODUCT CODE

L 77 SD X XX S AB CH 4R C309



Dimensions

Positions	A	B	C
9	30.81	24.99	16.33
15	39.19	33.32	24.66
25	53.04	47.04	38.38
37	69.32	63.50	54.84

UNLESS OTHERWISE SPECIFIED TOLERANCES	APPROVAL		DATE
	U.S.	METRIC	
.X +/-	0.50		DRAWN Felice Liu 8/27/13
.XX +/-	0.30		CHECKED Tony Tang 8/27/13
.XXX +/-	0.20		CHECKED
FRACTIONS +/-		5'	
ANGLES +/-			
FOR MATERIALS AND FINISHES SEE NOTES	DRAWING FILE :		
REMOVE SHARP EDGES	ANGLE OF PROJECTION		
DIMENSIONS	U.S. INCHES		
METRIC	MM		

Amphenol		
Amphenol East Asia Limited		
TITLE D-SUB Connector,SD Series		
SIZE	DRAWING NO.	REV.
A4	C L77SDXXXSABCH4RC309	1
SCALE	NONE	SHEET 1 OF 1