

High Frequency Ceramic Solutions

1.75 GHz Low Pass Filter

P/N 1748LP18A075

Detail Specification: 07/29/08

Page 1 of 2

General Specifications

Part Number	1748LP18A075
Frequency (MHz)	1710 - 1785
Insertion Loss	0.60 dB max.
Return Loss	10.9 dB min.
Attenuation (min.)	30 dB @ 3500 MHz
Attenuation (min.)	20 dB @ 5240 MHz

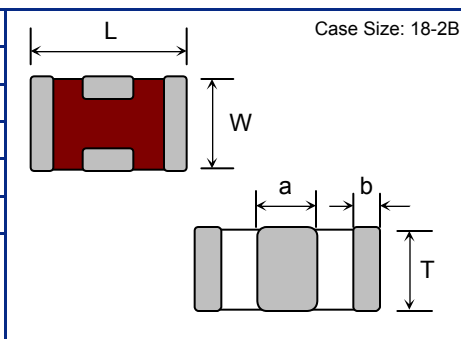
Input Power	2W max.
Impedance	50 Ω
Operating Temperature	-40 to +85°C
Storage Temperature	+5 ~ +35 °C, 12 mos max. Humidity 45~75%RH
Reel Quantity	3,000
MSL	2*

* - 1 yr shelf life in bag; 1 week shelf life out of bag; Vacuum reseal unused reel

P/N	Packaging Style	Bulk	Suffix = S	Eg. 1748LP18A075S
Suffix	Style	T & R	Suffix = E	Eg. 1748LP18A075E

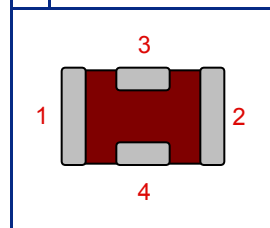
Mechanical Dimensions

	In	mm
L	0.126 ± 0.012	3.20 ± 0.30
W	0.063 ± 0.012	1.60 ± 0.30
T	0.039 ± 0.008	1.00 ± 0.20
a	0.031 ± 0.012	0.80 ± 0.30
b	0.020 ± 0.012	0.50 ± 0.30



Terminal Configuration

No.	Function
1	I / O
2	I / O
3	GND
4	GND



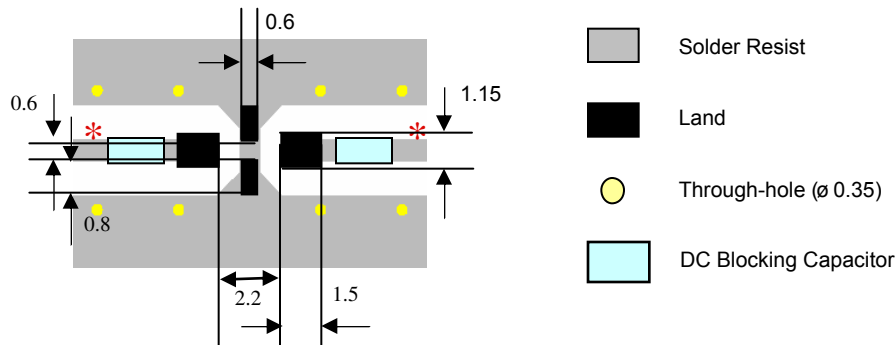
Mounting Considerations

Mount these devices with brown mark facing up.

Line width should be designed to provide 50Ω impedance matching characteristics.

DC Blocking capacitor is connected in series at each In/Out Port.

Units: mm



Johanson Technology, Inc. reserves the right to make design changes without notice.

All sales are subject to Johanson Technology, Inc. terms and conditions.



www.johansontechology.com

4001 Calle Tecate • Camarillo, CA 93012 • TEL 805.389.1166 FAX 805.389.1821

2007 Johanson Technology, Inc. All Rights Reserved

High Frequency Ceramic Solutions

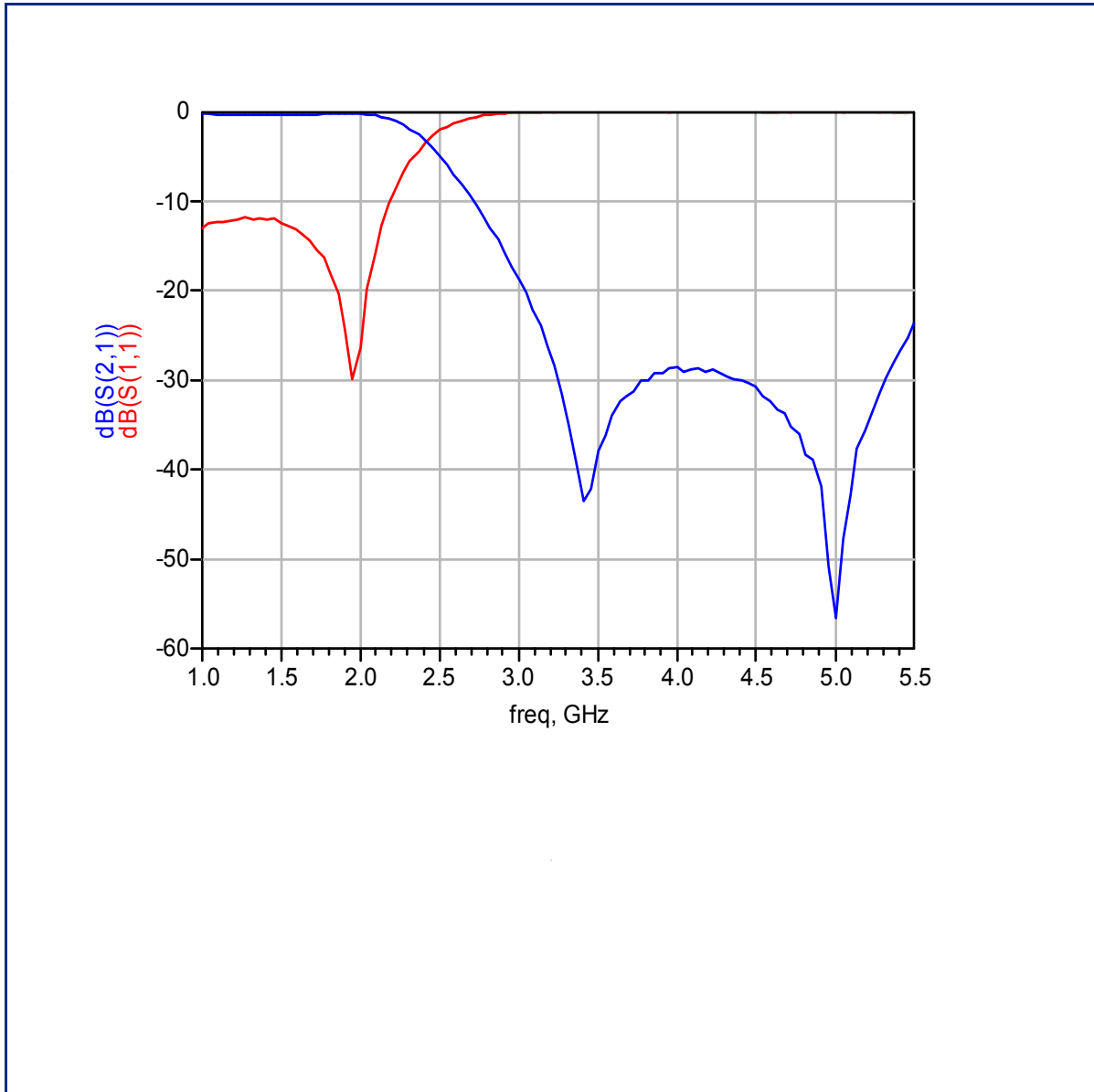
1.75 GHz Low Pass Filter

P/N 1748LP18A075

Detail Specification: 07/29/08

Page 2 of 2

Typical Electrical Performance (T=25°C)



Johanson Technology, Inc. reserves the right to make design changes without notice.

All sales are subject to Johanson Technology, Inc. terms and conditions.



www.johansontechnology.com

4001 Calle Tecate • Camarillo, CA 93012 • TEL 805.389.1166 FAX 805.389.1821

2008 Johanson Technology, Inc. All Rights Reserved