

Features

- **Frequency range: 2.4~2.5 GHz**
- **Ultra-violet resistant fiberglass radome**
- **Die casting mounting base with rugged structure design**

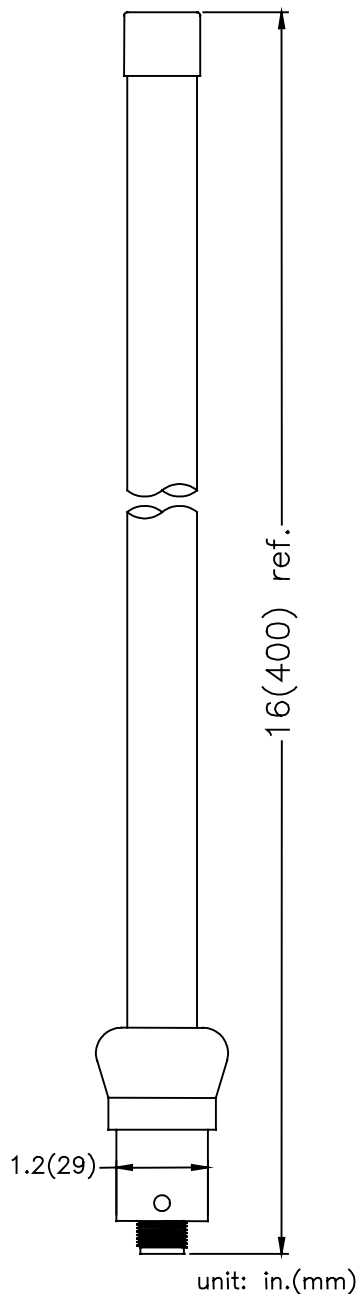
Technical Data

Electrical Properties	
Frequency Range	2400~2500 MHz
Impedance	50 ohms nominal
Gain	6 dBi
VSWR	≤ 2.0
Radiation	Omni
Polarization	Vertical

Mechanical Properties	
Antenna Height	16 in.(400 mm)
Connector	N (Female)
Radome	UV Resistant Fiberglass
Mounting Base	Zinc Alloy with Chrome Plated
Color	White
Guided Pipe**	Aluminum Alloy
Bracket**	Alluminum Alloy

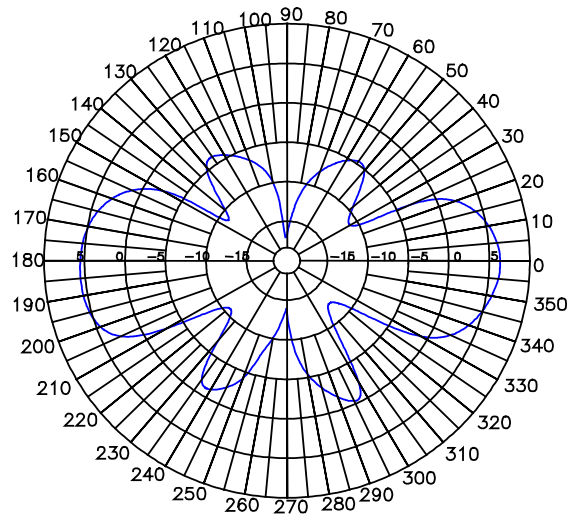
*Accepted mast diameter 1"~1.9" (25~49mm)

**Guided Pipe and Bracket are shown on the drawing.



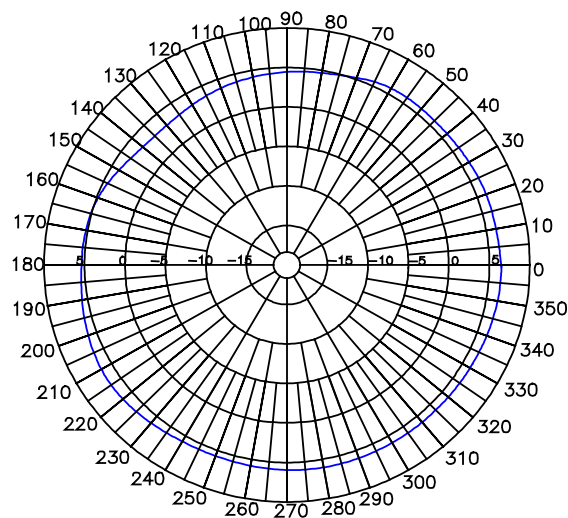
Radiation Pattern

E-Plane Field Pattern



Frequency: 2.45GHz

H-Plane Field Pattern



Frequency: 2.45GHz