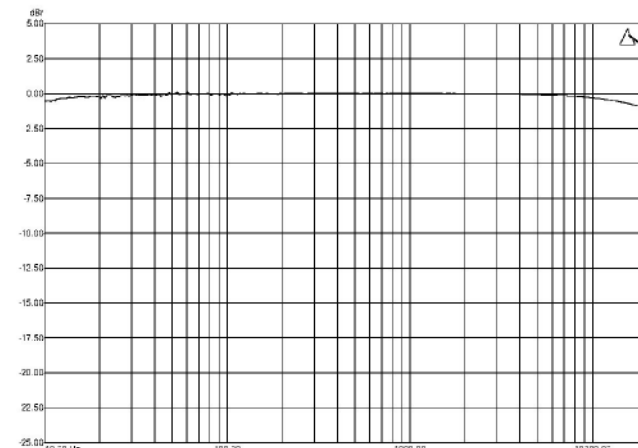
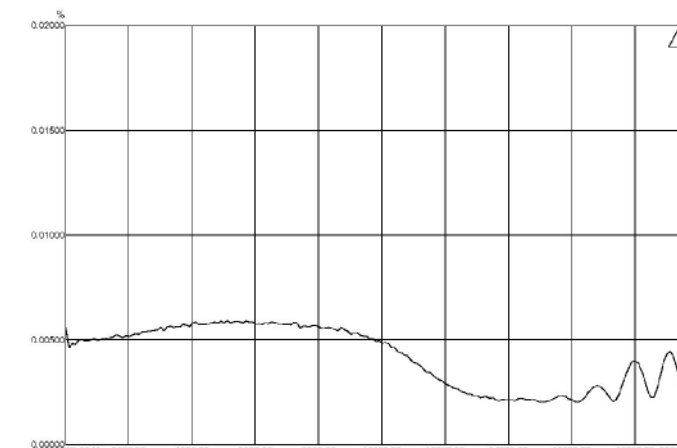


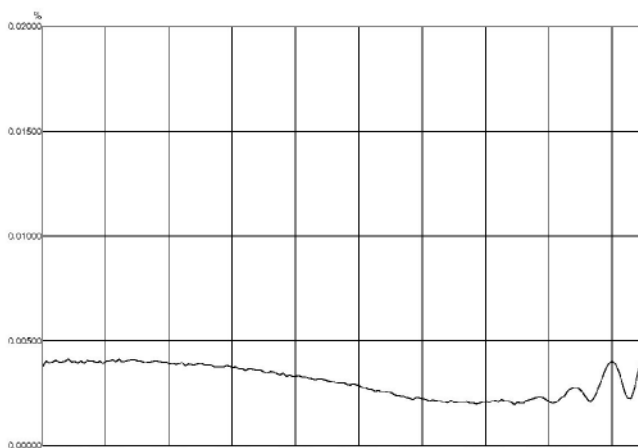
Output level vs frequency at 1kΩ load normalized



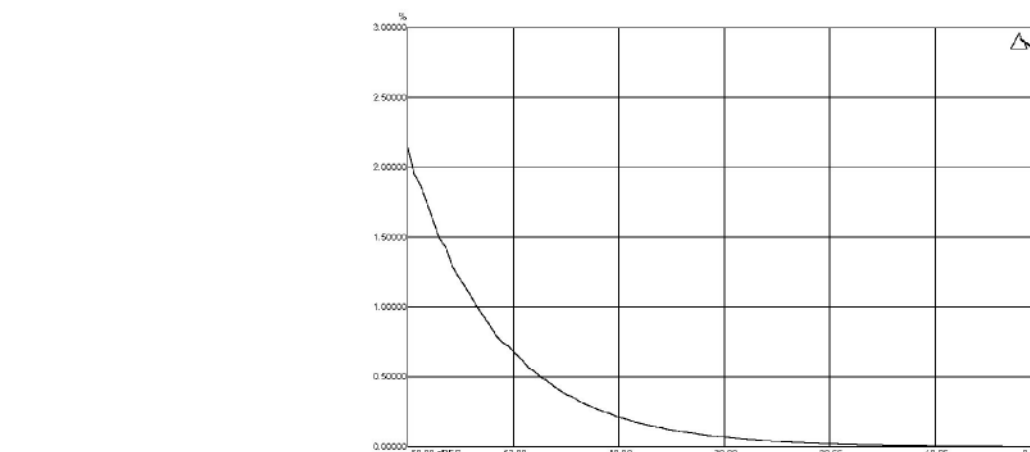
Output level vs frequency at 100kΩ load normalized



THD+N vs frequency at 600Ω load normalized



THD+N frequency at 100kΩ load normalized



THD+N vs output level

SPECIFICATIONS:

1. 4 CHANNEL BALANCED ANALOG LINE OUT.
2. OUTPUT ESD PROTECTION ON ALL CHANNELS.
3. METAL ENCLOSURE WITH RUBBER CORNERS.
4. LOCKING ETHERNET JACK, COMPATIBLE WITH STANDARD LOCKING PLUGS, OR WITH REGULAR NON-LOCKING RJ45 PLUGS.
5. 6 LED INDICATORS FOR TROUBLE-SHOOTING.
6. COMPATIBLE WITH DANTE®, AES67, AND DANTE CONTROLLER SOFTWARE, AND DANTE VSC.
7. SAMPLING RATE: 44.1, 48, 88.2 AND 96KHz.
8. BIT DEPTH: 16, 24 BIT.
9. OUTPUT LEVEL PER CHANNEL AT 0dBFS INPUT: +14 dBu
10. SNR: 93dB A-WEIGHTING 22KHZ FILTER AT 0 dBFS.
11. OUTPUT IMPEDANCE:100 OHM.
12. CROSSTALK: <-90dB.
13. THD+N: <0.005% AT 0dBFS, 10Hz-20KHz @100K OHM LOAD.
14. FREQUENCY RESPONSE AT 100KOHM LOAD:
10Hz TO 12KHz FLAT WITHIN ±0.25dB.
12KHz TO 20KHz FLAT WITHIN ±0.5dB.
15. POWER:PoE CLASS 1 IEEE 802.3af OR 48V DC INPUT (POWER ADAPTER NOT INCLUDED).
16. POWER CONSUMPTION: <2 WATT.
17. WEIGHT: 1.1 LB.
18. CERTIFICATIONS: FCC, CE
19. RoHS COMPLIANT.

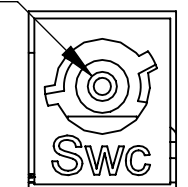
LEGEND:

1. ANODIZED ALUMINUM HOUSING.
2. SHOCK ABSORBER RUBBER CORNERS.
3. LED INDICATORS AS FOLLOWS:
 - **LINK:** FLASHING GREEN FOR DATA CONNECTION.
 - **SYNC:** DANTE INDICATOR, GREEN, FLASHING FOR SLAVE AND STEADY FOR MASTER OPERATION.
 - **SYS:** STEADY GREEN FOR SYSTEM READY.
 - **SPED:** STEADY GREEN FOR ETHERNET SPEED CHECK.
4. AUXILIARY POWER, 48V DC.
5. LOCKING RJ45 CONNECTOR, CAN ACCEPT REGULAR JACK TOO.
6. POWER INDICATORS, GREEN FOR PoE AND RED FOR EXTERNAL VOLTAGE, NOTE THAT WHEN THE EXTERNAL VOLTAGE PLUGGED, THE PoE DOES NOT WORK.
7. BALANCED LINE OUT: 4 CHANNEL XLR MALE CONNECTORS.

AUXILIARY POWER INPUT:

USE A SUITABLE POWER ADAPTER:
OUTPUT VOLTAGE: 48V DC.
PLUG I.D.: 2.0-2.1mm.
MINIMUM CURRENT-OUTPUT: 0.310 mA.

Ø0.076
[1.9]



FOR BETTER PERFORMANCE, USE SWITCHCRAFT'S LOCKING POWER PLUG: "S760BKZ"



CUSTOMER DRAWING

					THIS DRAWING DESCRIBES A DESIGN CONSIDERED PROPRIETARY IN NATURE, DEVELOPED AND MANUFACTURED BY SWITCHCRAFT INC. AND IS RELEASED ON A CONFIDENTIAL BASIS FOR IDENTIFICATION PURPOSES ONLY.				
UNLESS OTHERWISE SPECIFIED					SIZE *	WIDTH *	MULT *	LBS/M *	TEMPER *
1. ALL DIMENSIONS IN INCHES [mm]									
- TWO PLACE DECIMALS ±0.02 [0.5]									
- THREE PLACE DECIMALS ±0.005 [0.13]									
OB	PRELIMINARY	3/16/21	NS	SRC	FIRST USED ON		SCALE		
OA	PRELIMINARY	11/11/19	NS	SRC	11/11/19		1:1		
REVISIONS					DATE DRAWN	BY	CHKD	APVD	
REV	ECO NUMBER	DATE	BY	APVD	11/11/19	NS	NS	SRC	
DO NOT SCALE DRAWING					NAME DANTE 4-CH ANALOG AUDIO RECEIVER 14dBu				
					PART No. SD104QA				
					REV 0B				