


THIS DRAWING IS UNPUBLISHED. RELEASED FOR PUBLICATION 20
 © COPYRIGHT 20 BY - ALL RIGHTS RESERVED.

REVISIONS				
P	LTR	DESCRIPTION	DATE	APVD
A		RELEASED ECO-14-003843	31MAR2014	LAW SB

- ① PCB THICKNESS = 1.44 MIN
- ② FOR HOLE SIZE AND FINISHES SEE APPLICATION SPECIFICATION 114-13283
- ③ THE ENTIRE AREA OF THE CONNECTOR FOOTPRINT, INDICATED BY CROSSHATCHING, TO BE CONSIDERED THE KEEPOUT AREA FOR COMPONENTS AND SIGNAL TRACES, TOP SIDE ONLY, TOP SIDE TRACES ALLOWED WITHIN CONNECTOR HOLE PATTERN, CROSSHATCHING TO BE CONDUCTIVE
- 4. MOUNTING HARDWARE REQUIRED:
M2X0.4 (4): MOUNTING SCREW LENGTH = BOARD THICKNESS + 8mm MAX
- ⑤ FEATURES IN PHANTOM LINES ARE RELATED TO USE WITH CONNECTOR, PN 2149699-X AND GANGED SIDE BY SIDE APPLICATION
- ⑥ MATERIALS:
HOUSING - ZINC ALLOY
RECEPTACLE HOUSING - LCP, BLACK, UL 94V-0 RATED
CHICKLET - LCP, BLACK, UL 94V-0 RATED
CONTACT - PHOSPHOR BRONZE
EMI SPRING - COPPER ALLOY
- ⑦ FINISH:
CONTACT - CONFORMS TO THE REQUIREMENTS OF TE PRODUCT SPECIFICATION 108-2426, BASED ON EIA/ECA-364-1000.01A, (CONTROLLED ENVIRONMENT APPLICATIONS) ON MATING INTERFACE, MATTE TIN PLATE OVER NICKEL UNDERPLATE ON COMPLIANT PIN
HOUSING - NICKEL PLATE
- ⑧ NOTE DELETED



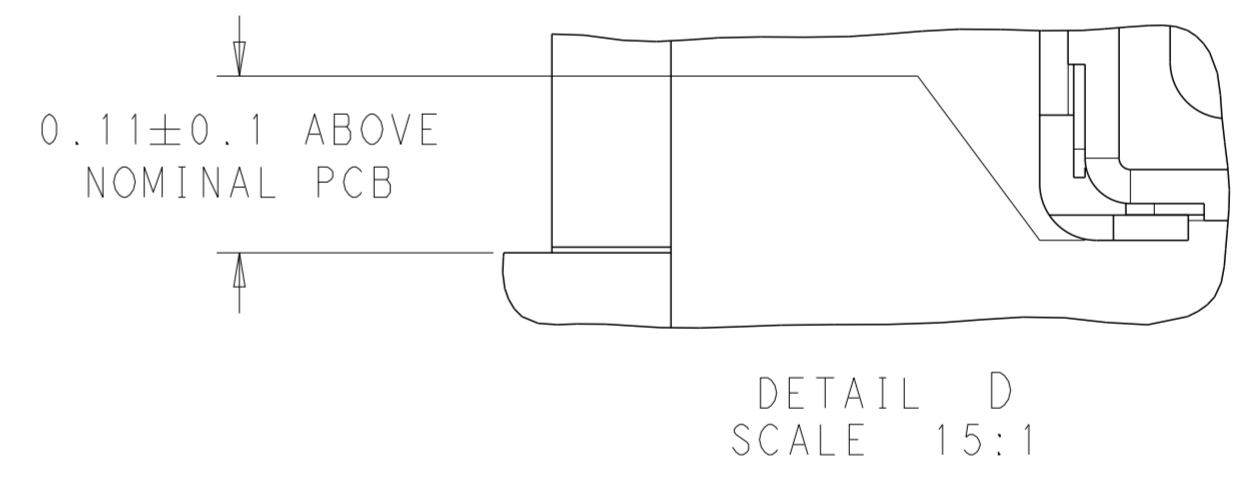
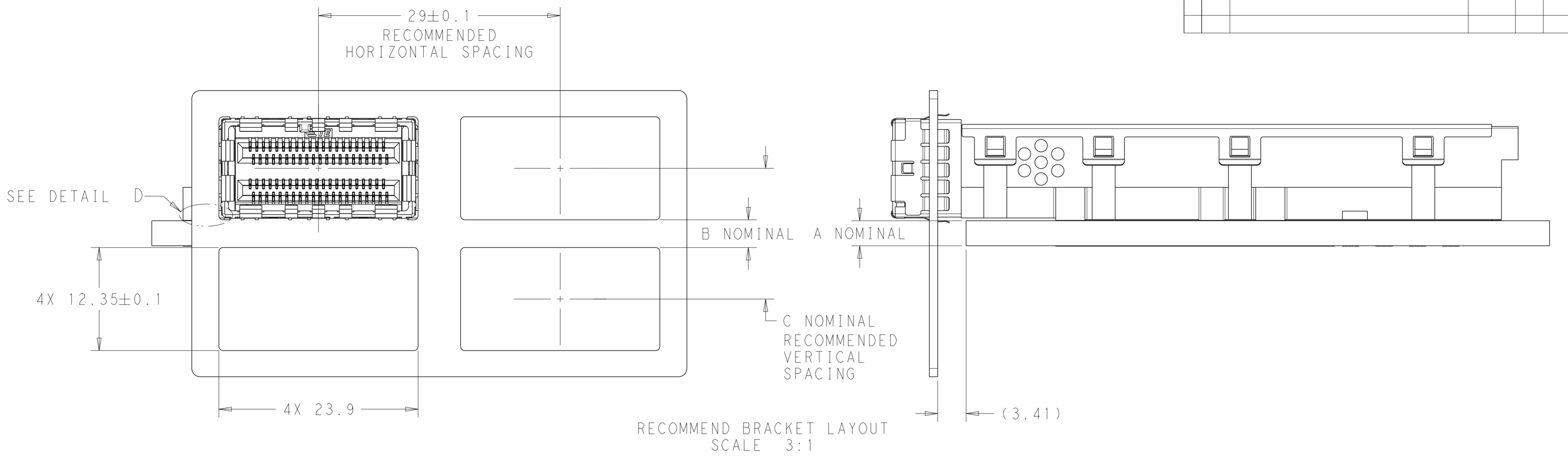
2149731-1
SCALE 5:1

OBSOLETE	2149733-2	⑧	84 POSITION RECEPTACLE ASSEMBLY WITH COVER	2149731-2
	2149733-1	⑦	84 POSITION RECEPTACLE ASSEMBLY WITH COVER	2149731-1
	84 POSITION RECEPTACLE ASSEMBLY	FINISH	DESCRIPTION	PART NUMBER

THIS DRAWING IS A CONTROLLED DOCUMENT. DIMENSIONING AND TOLERANCING PER ASME Y14.5M-2009		DWN M.E. COWHER 22SEP2010	STE TE Connectivity	
DIMENSIONS: mm		CHK M.D. MORRISON 22SEP2010		
TOLERANCES UNLESS OTHERWISE SPECIFIED:		APVD M.D. MORRISON 22SEP2010	NAME RECEPTACLE ASSEMBLY WITH COVER, BELLY-BELLY, EXTENDED, 84 POSITION, CXP	
0 PLC ±0.2 1 PLC ±0.1 2 PLC ±0.05 3 PLC ± 4 PLC ±		PRODUCT SPEC 108-2426	SIZE 114-13283	
ANGLES ±1° FINISH		APPLICATION SPEC 114-13283	RESTRICTED TO	
MATERIAL		WEIGHT -	SCALE 1:1 SHEET 1 OF 3 REV A	
⑥		Customer Drawing		⑦

THIS DRAWING IS UNPUBLISHED. RELEASED FOR PUBLICATION 20
 © COPYRIGHT 20 BY - ALL RIGHTS RESERVED.

REVISIONS					
P	LTR	DESCRIPTION	DATE	DWN	APVD
-		SEE SHEET 1	-	-	-

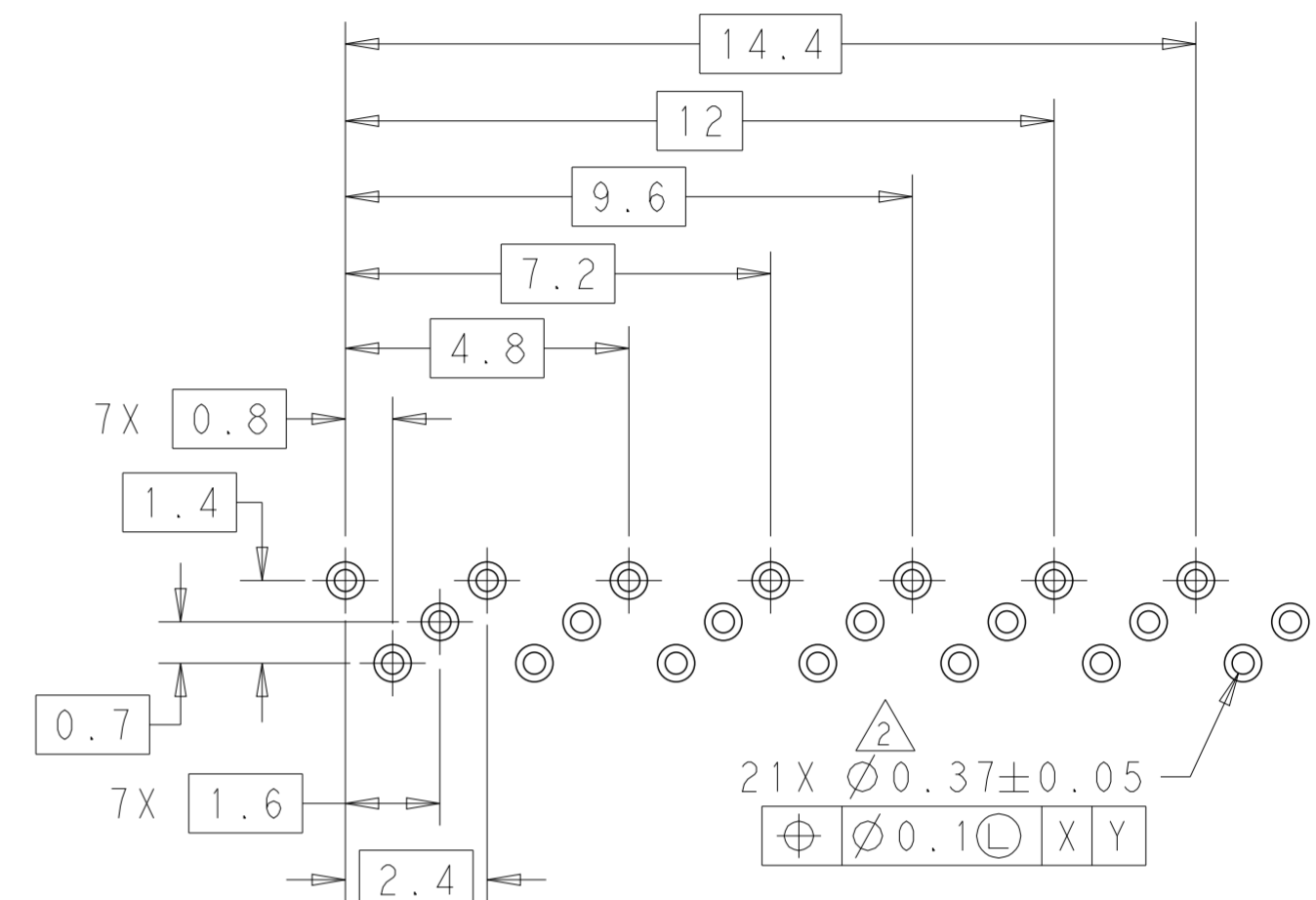
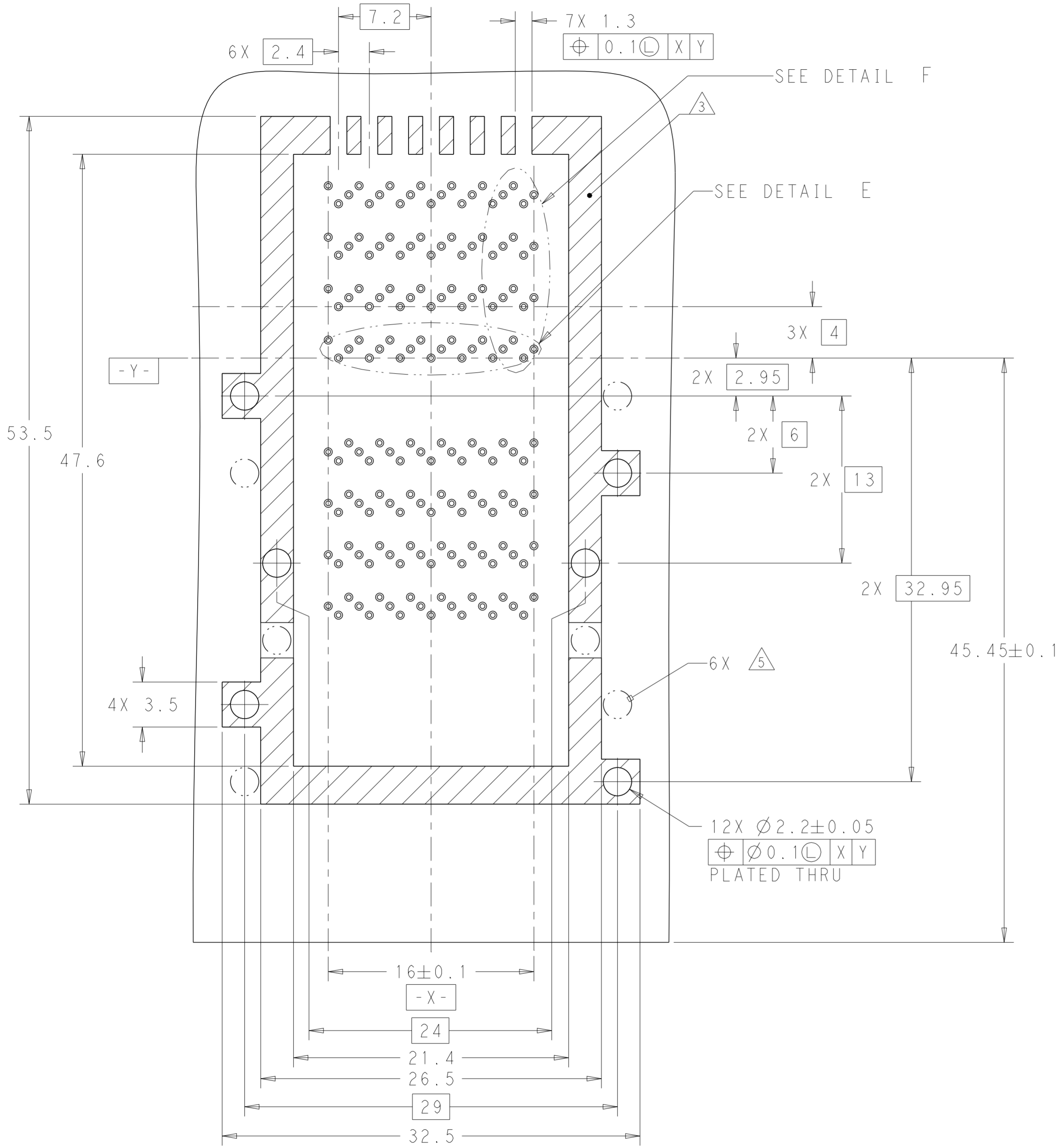


12.57+A	0.22+A	PCB THICKNESS
C	B	A

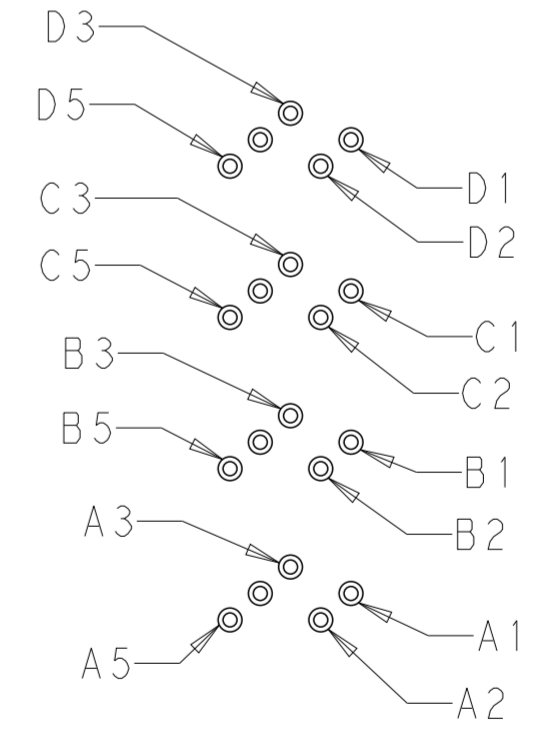
THIS DRAWING IS A CONTROLLED DOCUMENT. DIMENSIONING AND TOLERANCING PER ASME Y14.5M-2009		DWN M.E. COWHER 22SEP2010	STE TE Connectivity	
DIMENSIONS: mm		CHK M.D. MORRISON 22SEP2010		
TOLERANCES UNLESS OTHERWISE SPECIFIED:		APVD M.D. MORRISON 22SEP2010	NAME RECEPTACLE ASSEMBLY WITH COVER, BELLY-BELLY, EXTENDED, 84 POSITION, CXP	
0 PLC ±0.2	1 PLC ±0.1	PRODUCT SPEC 108-2426	SIZE 114-13283	RESTRICTED TO
2 PLC ±0.05	3 PLC ±	APPLICATION SPEC	WEIGHT	
4 PLC ±	ANGLES ±1°	FINISH	Customer Drawing	SCALE 1:1 SHEET 2 OF 3 REV A

THIS DRAWING IS UNPUBLISHED. RELEASED FOR PUBLICATION 20
 © COPYRIGHT 20 BY - ALL RIGHTS RESERVED.

REVISIONS					
P	LTR	DESCRIPTION	DATE	DWN	APVD
-	-	SEE SHEET 1	-	-	-



DETAIL E
 4X INDIVIDUALLY
 SCALE 8:1



DETAIL F
 PIN CALLOUT (TYPICAL)
 SCALE 5:1

RECOMMENDED PCB LAYOUT
 COMPONENT SIDE SHOWN
 SCALE 4:1

THIS DRAWING IS A CONTROLLED DOCUMENT. DIMENSIONING AND TOLERANCING PER ASME Y14.5M-2009		DWN M.E. COWHER 22SEP2010	TE Connectivity		
DIMENSIONS: mm		CHK M.D. MORRISON 22SEP2010			
TOLERANCES UNLESS OTHERWISE SPECIFIED:		APVD M.D. MORRISON 22SEP2010	NAME RECEPTACLE ASSEMBLY WITH COVER, BELLY-BELLY, EXTENDED, 84 POSITION, CXP		
0 PLC ±0.2		PRODUCT SPEC 108-2426	SIZE A2		
1 PLC ±0.1		APPLICATION SPEC 114-13283	CAGE CODE 00779		
2 PLC ±0.05		WEIGHT -	DRAWING NO C-2149731		
3 PLC ±		Customer Drawing	RESTRICTED TO -		
4 PLC ±		SCALE 1:1	SHEET 3 OF 3		
ANGLES ±1°			REV A		
FINISH					