

4

3

2

1

THIS DRAWING IS UNPUBLISHED. RELEASED FOR PUBLICATION 20
 © COPYRIGHT 20 BY - ALL RIGHTS RESERVED.

REVISIONS				
P	LTR	DESCRIPTION	DATE	APVD
	A	INITIAL RELEASE	05JAN2016	JY SH

2170706-1, -4 AS SHOWN
SCALE 1:1

2170706-2, -5 AS SHOWN
SCALE 1:1

- COMPONENTS
 CAGE ASSEMBLY: NICKEL-SILVER ALLOY
 EMI SPRING: COPPER ALLOY/NICKEL PLATE
- REFERENCE APPLICATION SPECIFICATION 114-32023 FOR RECOMMENDED DRILL HOLE DIAMETER AND PLATING THICKNESS
- DATUM AND BASIC DIMENSION ESTABLISHED BY CUSTOMER
- DATE CODE (YYWWD) MARKED APPROXIMATELY AS SHOWN.
- MATES WITH QSFP28 MSA COMPATIBLE TRANSCEIVER.
- MINIMUM PC BOARD THICKNESS:
 SINGLE SIDED: 1.57 MIN
 DOUBLE SIDED: 3.00 MIN
- DATUM **-A-** IS TOP SURFACE OF THE HOST BOARD.
- THESE HOLES ARE OPTIONAL WHEN THE REAR PINS ARE REMOVED.

SCALE 2:1

DETAIL C
SCALE 6:1

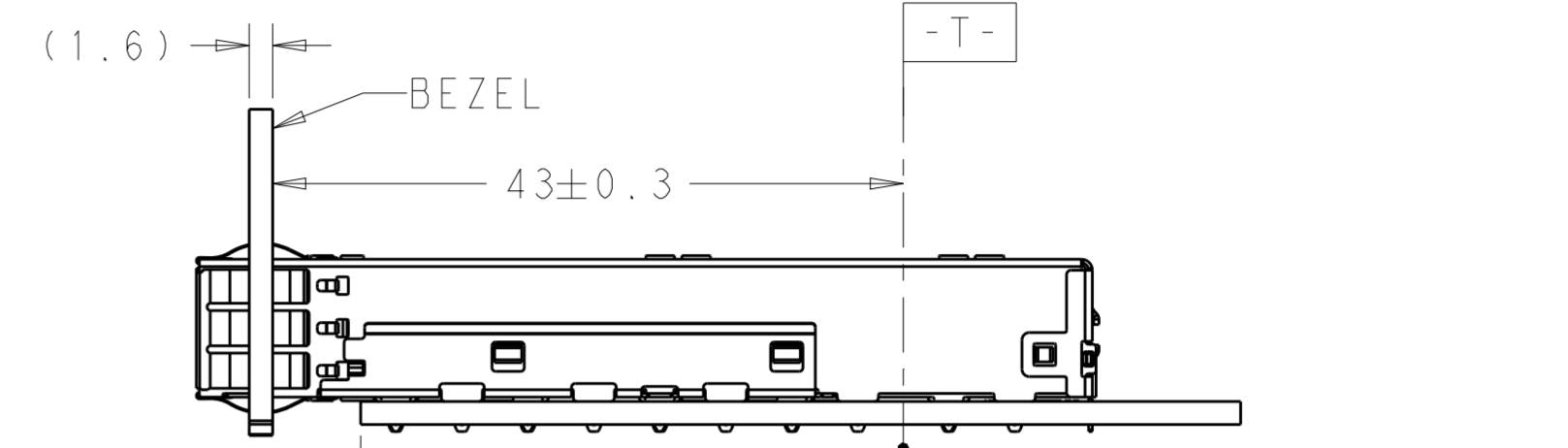
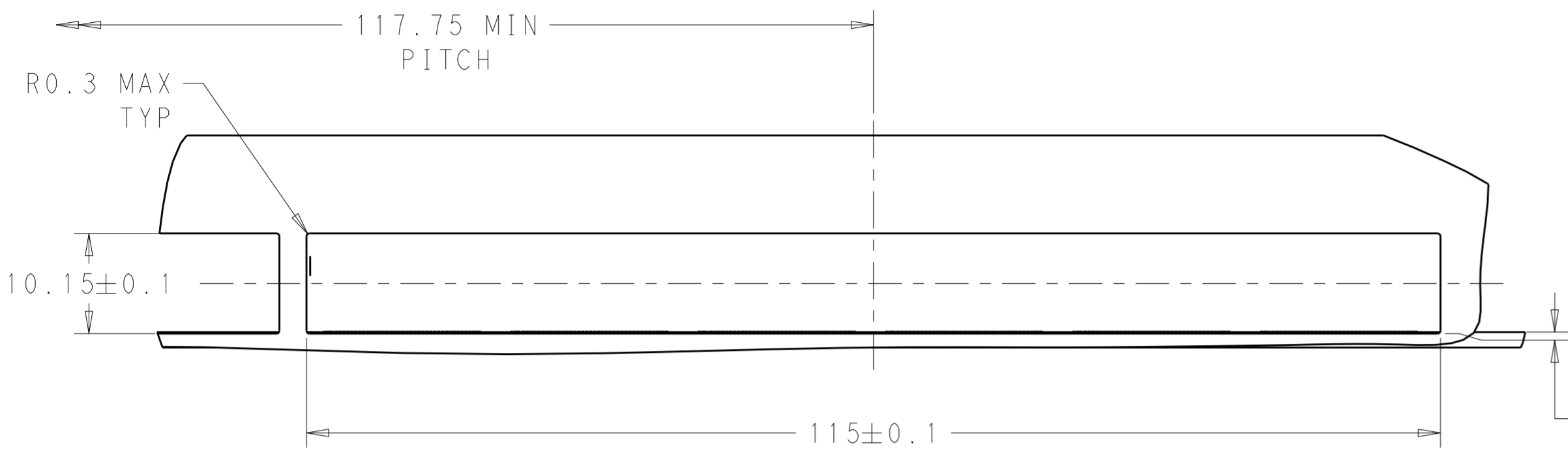
WITHOUT	WITH	2170706-5
WITHOUT	WITHOUT	2170706-4
WITH	WITH	2170706-2
WITH	WITHOUT	2170706-1
REAR PIN OPTIONAL	HEAT SINK OPEN OPTIONAL	PART NUMBER

THIS DRAWING IS A CONTROLLED DOCUMENT.		DWN 24OCT2013 JASON YANG	TE Connectivity	
		CHK 05JAN2016 SEAN HAN		
DIMENSIONS:		APVD -	NAME RECEPTACLE CAGE ASSEMBLY THRU BEZEL, 1X6, QSFP28	
mm		PRODUCT SPEC 108-19428	SIZE CAGE CODE DRAWING NO RESTRICTED TO	
TOLERANCES UNLESS OTHERWISE SPECIFIED:		APPLICATION SPEC 114-32023	A200779C-2170706	
0 PLC ±		WEIGHT -	SCALE 1:1 SHEET 1 OF 5 REV A	
1 PLC ±0.25		CUSTOMER DRAWING		
2 PLC ±0.2				
3 PLC ±				
4 PLC ±				
ANGLES ±				
FINISH				
MATERIAL SEE NOTES				
SEE NOTES				

1471-9 (3/13)

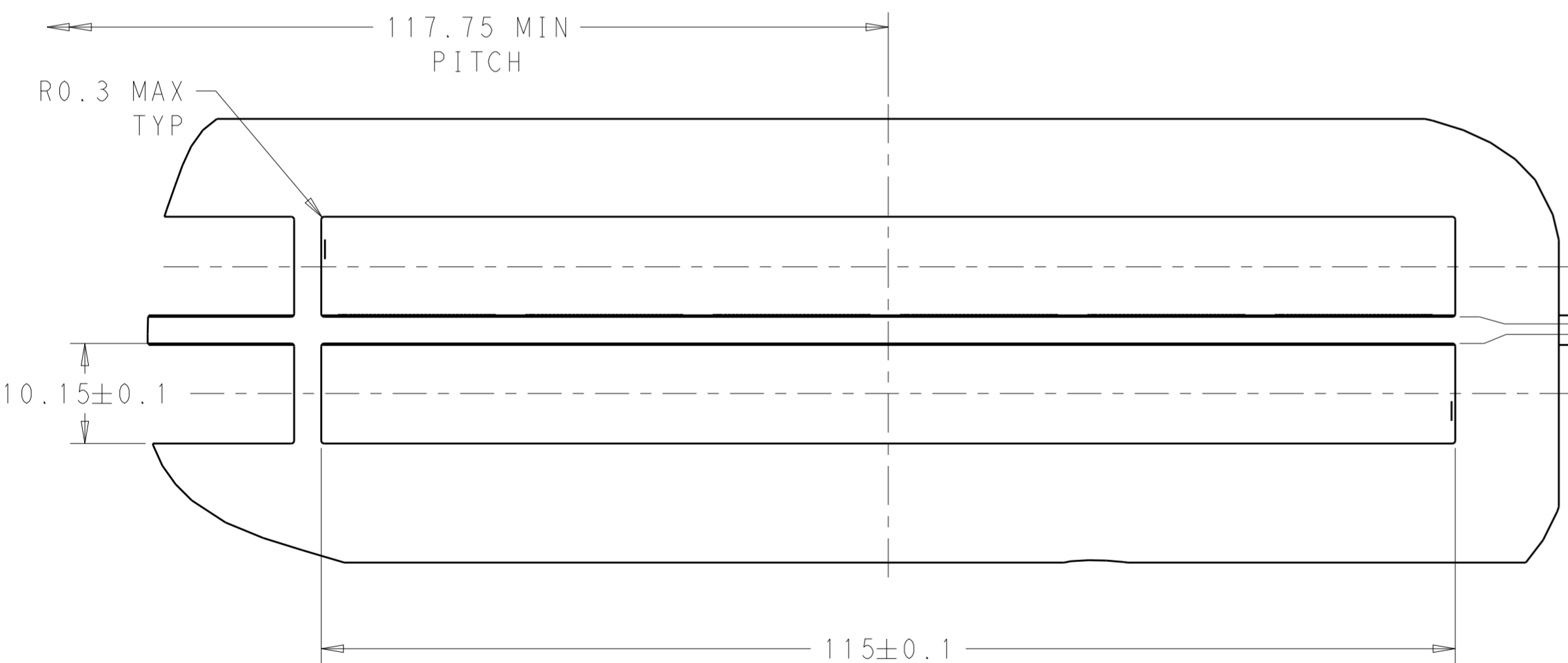
THIS DRAWING IS UNPUBLISHED. RELEASED FOR PUBLICATION 20
 © COPYRIGHT 20 BY - ALL RIGHTS RESERVED.

REVISIONS				
P	LTR	DESCRIPTION	DATE	APVD
-	-	SEE SHEET 1	-	-



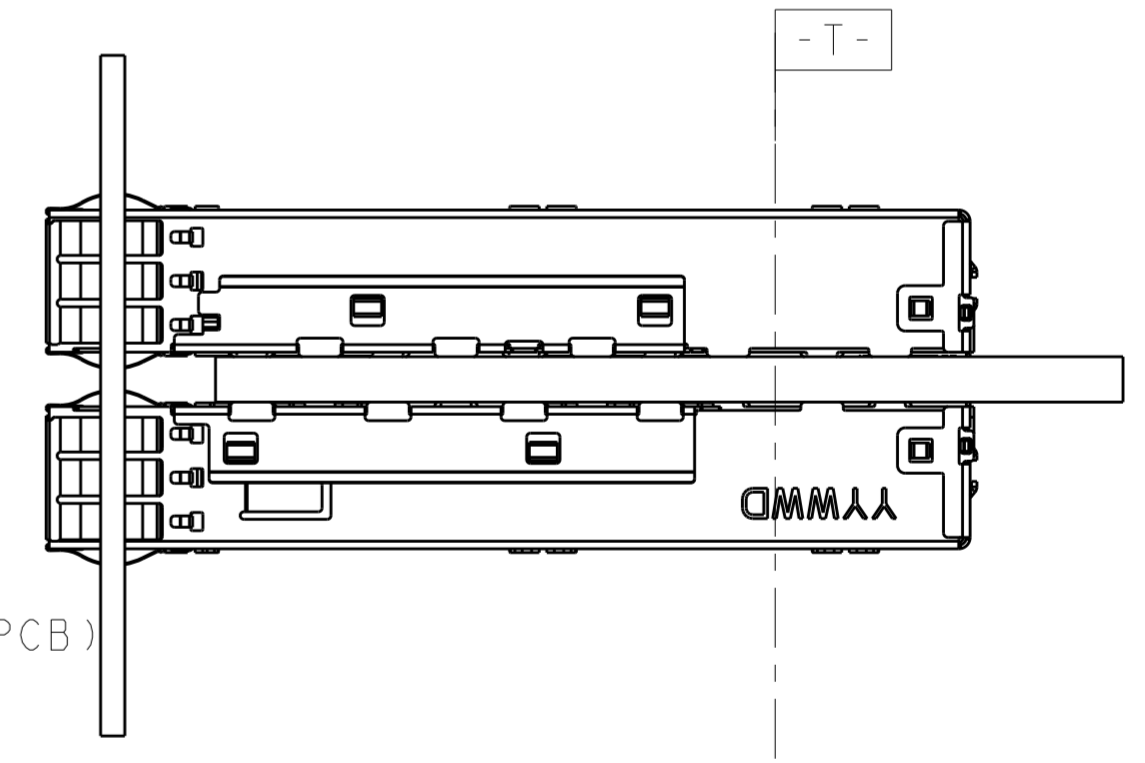
0.15±0.1
 (BOTTOM OF CUT-OUT IN BEZEL TO TOP PCB)

SINGLE SIDE MOUNTING
 SCALE 2:1



0.15±0.1
 (BOTTOM OF CUT-OUT IN BEZEL TO TOP PCB)

0.15±0.1
 (TOP OF CUT-OUT IN BEZEL TO BOTTOM PCB)

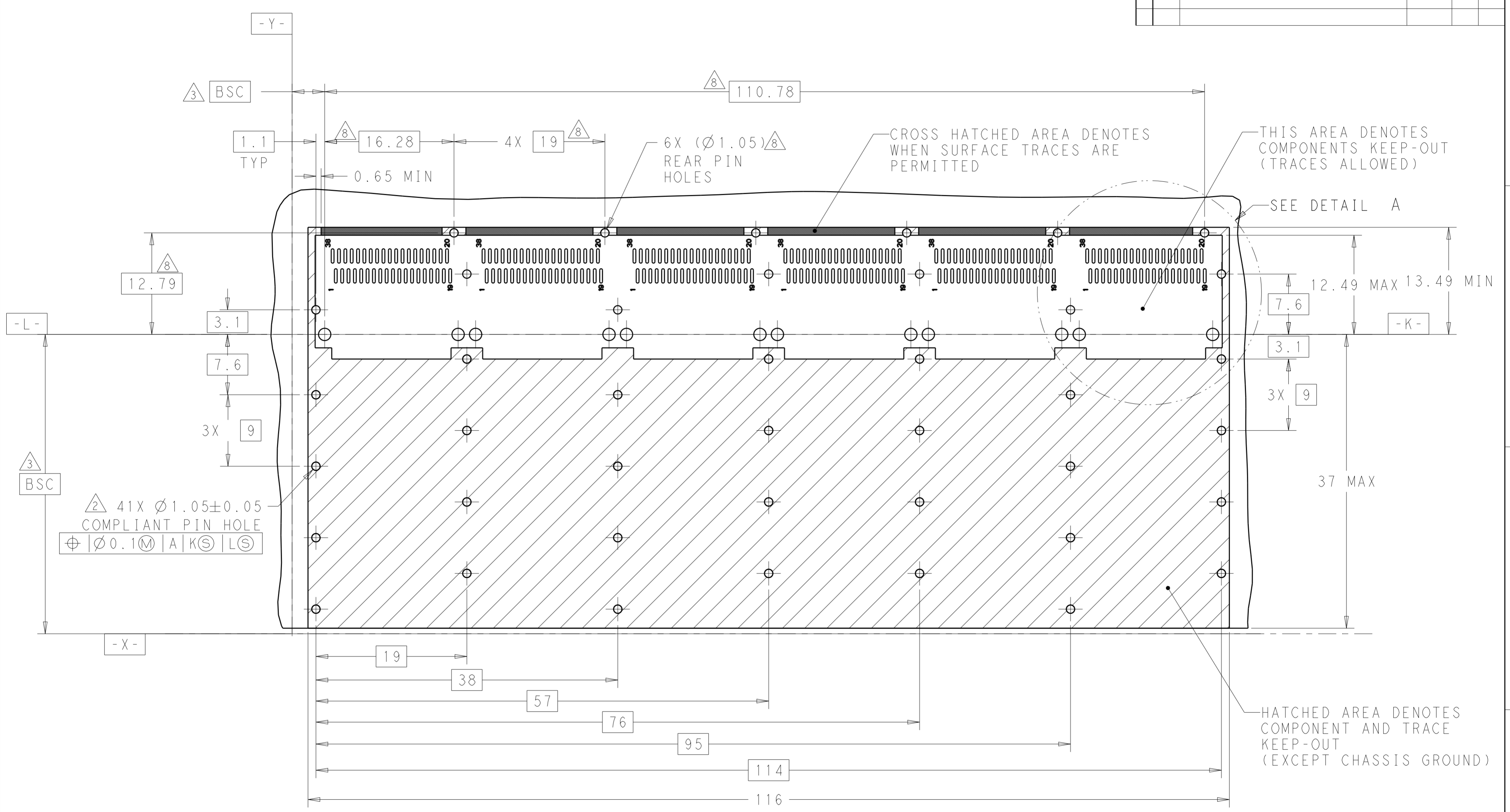


BELLY TO BELLY MOUNTING
 SCALE 2:1

THIS DRAWING IS A CONTROLLED DOCUMENT.		DWN 24OCT2013 JASON YANG	STE TE Connectivity	
		CHK 05JAN2016 SEAN HAN		
DIMENSIONS:	TOLERANCES UNLESS OTHERWISE SPECIFIED:	APVD -	NAME RECEPTACLE CAGE ASSEMBLY THRU BEZEL, 1X6, QSFP28	
mm	0 PLC ± 1 PLC ±0.25 2 PLC ±0.2 3 PLC ± 4 PLC ±	PRODUCT SPEC 108-19428	SIZE A200779	DRAWING NO C-2170706
MATERIAL SEE NOTES	FINISH SEE NOTES	APPLICATION SPEC 114-32023	RESTRICTED TO -	
		WEIGHT -	SCALE 1:1	SHEET 1 OF 5
		CUSTOMER DRAWING	REV A	

THIS DRAWING IS UNPUBLISHED. RELEASED FOR PUBLICATION 20
 © COPYRIGHT 20 BY - ALL RIGHTS RESERVED.

REVISIONS				
P	LTR	DESCRIPTION	DATE	APVD
-	-	SEE SHEET 1	-	-

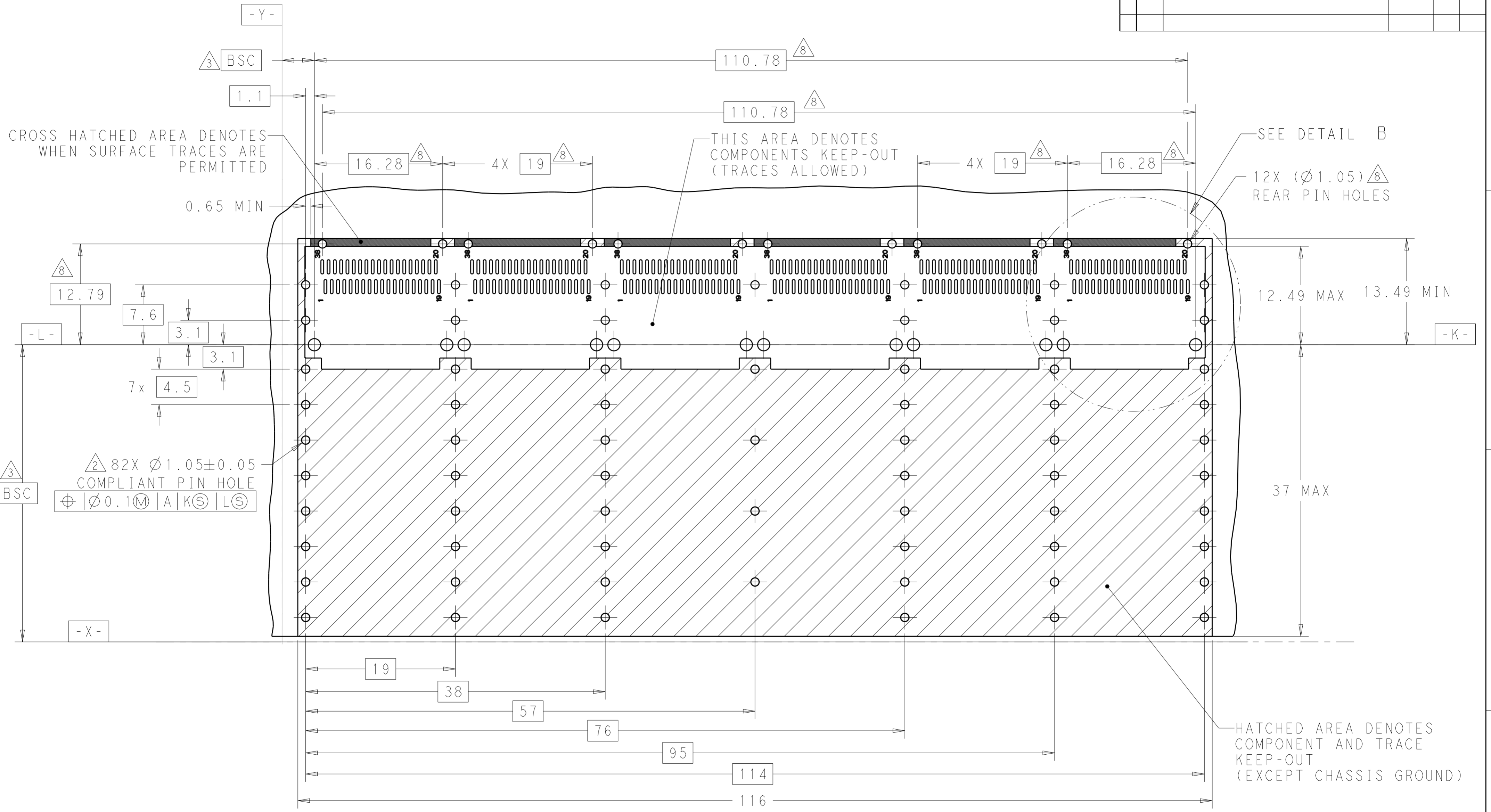


RECOMMENDED PCB LAYOUT
 SINGLE TYPE
 PCB TOLERANCE: ±0.05
 SCALE 3:1

THIS DRAWING IS A CONTROLLED DOCUMENT.		DWN 24OCT2013 JASON YANG	TE Connectivity	
		CHK 05JAN2016 SEAN HAN		
DIMENSIONS: mm		APVD -	NAME RECEPTACLE CAGE ASSEMBLY THRU BEZEL, 1X6, QSFP28	
TOLERANCES UNLESS OTHERWISE SPECIFIED:		PRODUCT SPEC 108-19428	SIZE CAGE CODE DRAWING NO RESTRICTED TO	
0 PLC ±		APPLICATION SPEC 114-32023	A200779 C-2170706	
1 PLC ±0.25		WEIGHT -	SCALE 1:1 SHEET 1 OF 5 REV A	
2 PLC ±0.2		CUSTOMER DRAWING		
3 PLC ±				
4 PLC ±				
ANGLES ±				
FINISH				
MATERIAL SEE NOTES				
SEE NOTES				

THIS DRAWING IS UNPUBLISHED. RELEASED FOR PUBLICATION 20
 © COPYRIGHT 20 BY - ALL RIGHTS RESERVED.

REVISIONS				
P	LTR	DESCRIPTION	DATE	APVD
-	-	SEE SHEET 1	-	-



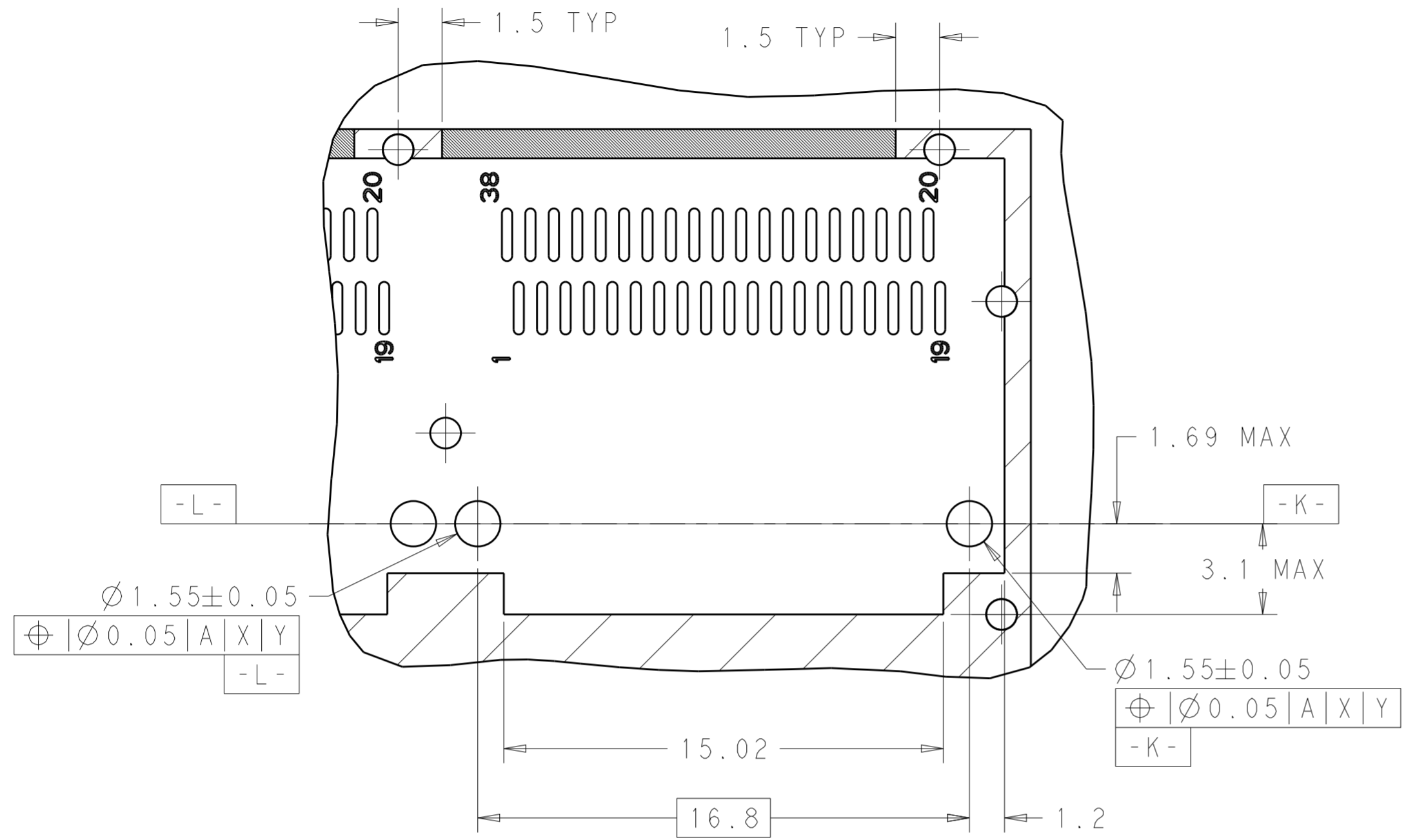
82X Ø1.05±0.05 COMPLIANT PIN HOLE
 Ø0.1 M A K S L S

RECOMMENDED PCB LAYOUT
 BELLY TO BELLY TYPE
 PCB TOLERANCE: ±0.05
 SCALE 3:1

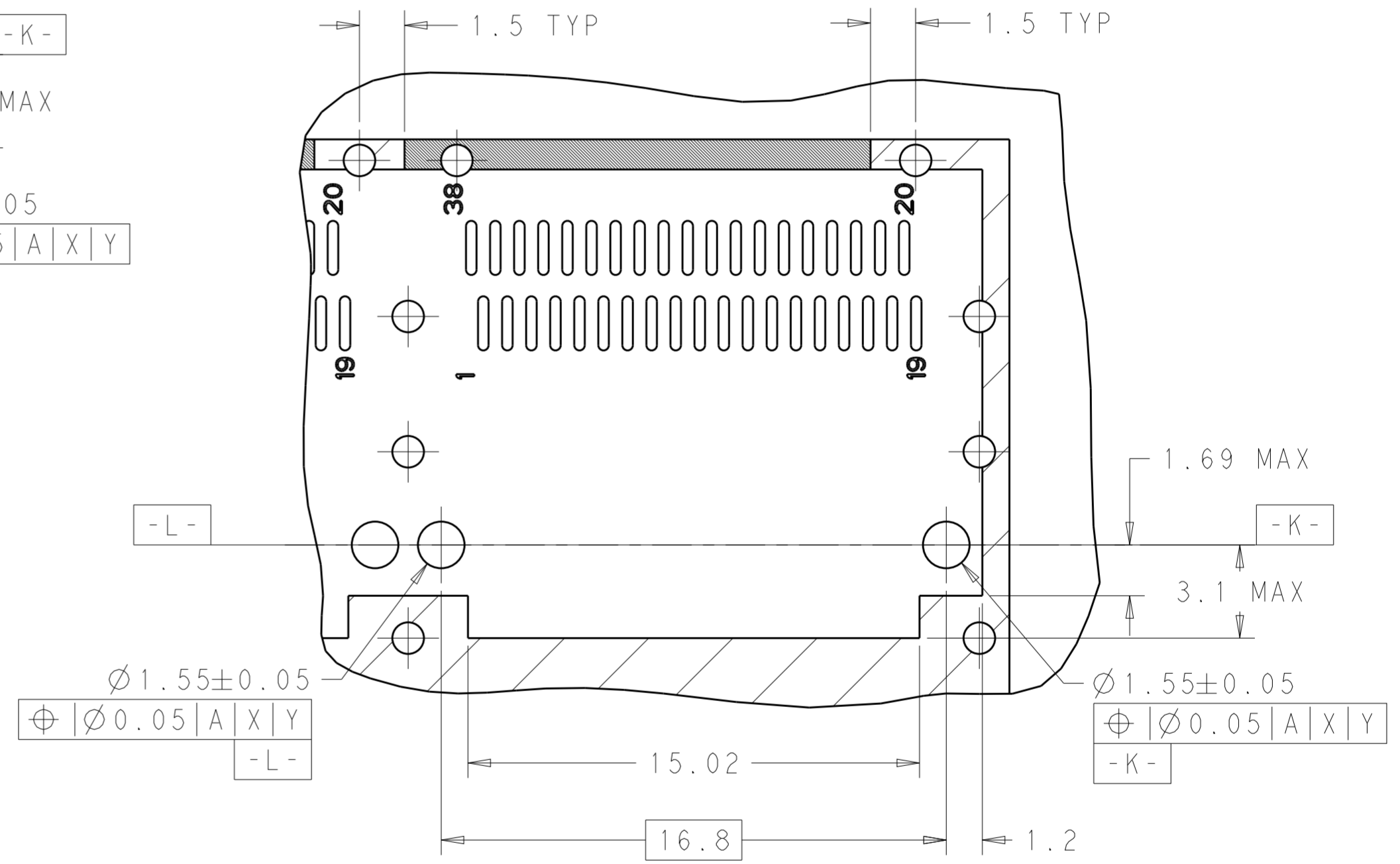
THIS DRAWING IS A CONTROLLED DOCUMENT.		DWN 24OCT2013 JASON YANG	STE TE Connectivity	
		CHK 05JAN2016 SEAN HAN		
DIMENSIONS: mm		APVD -	NAME RECEPTACLE CAGE ASSEMBLY THRU BEZEL, 1X6, QSFP28	
TOLERANCES UNLESS OTHERWISE SPECIFIED: 0 PLC ± 1 PLC ±0.25 2 PLC ±0.2 3 PLC ± 4 PLC ± ANGLES ± FINISH		PRODUCT SPEC 108-19428	SIZE CAGE CODE DRAWING NO RESTRICTED TO	
MATERIAL SEE NOTES		APPLICATION SPEC 114-32023	A200779 C-2170706	
		WEIGHT -	SCALE 1:1 SHEET 1 OF 5 REV A	
		CUSTOMER DRAWING		

THIS DRAWING IS UNPUBLISHED. RELEASED FOR PUBLICATION 20
 © COPYRIGHT 20 BY - ALL RIGHTS RESERVED.

REVISIONS				
P	LTR	DESCRIPTION	DATE	APVD
-	-	SEE SHEET 1	-	-



DETAIL A
SCALE 6:1



DETAIL B
SCALE 6:1

THIS DRAWING IS A CONTROLLED DOCUMENT.		DWN JASON YANG 24OCT2013	STE TE Connectivity															
		CHK SEAN HAN 05JAN2016																
DIMENSIONS: mm		TOLERANCES UNLESS OTHERWISE SPECIFIED:		NAME RECEPTACLE CAGE ASSEMBLY THRU BEZEL, 1X6, QSFP28														
<table border="0"> <tr><td>0 PLC</td><td>±</td></tr> <tr><td>1 PLC</td><td>±0.25</td></tr> <tr><td>2 PLC</td><td>±0.2</td></tr> <tr><td>3 PLC</td><td>±</td></tr> <tr><td>4 PLC</td><td>±</td></tr> <tr><td>ANGLES</td><td>±</td></tr> <tr><td>FINISH</td><td>±</td></tr> </table>		0 PLC	±	1 PLC	±0.25	2 PLC	±0.2	3 PLC	±	4 PLC	±	ANGLES	±	FINISH	±	PRODUCT SPEC 108-19428	SIZE A200779	CAGE CODE C-2170706
0 PLC	±																	
1 PLC	±0.25																	
2 PLC	±0.2																	
3 PLC	±																	
4 PLC	±																	
ANGLES	±																	
FINISH	±																	
MATERIAL SEE NOTES		APPLICATION SPEC 114-32023	DRAWING NO C-2170706	RESTRICTED TO -														
		WEIGHT -	SCALE 1:1 SHEET 1 OF 5 REV A															
		CUSTOMER DRAWING																